



Lambda Sensor

CATALOGUE

2009



NGK | **NTK**
SPARK PLUGS | TECHNICAL CERAMICS

NGK SPARK PLUGS (UK) LTD.





PRODUCT INFORMATION

NEW LAMBDA SENSOR PACKAGING

NTK Lambda sensors now come in an unsealed box; inside the box the sensor is sealed within a transparent plastic bag.



Part No. information displayed on the box.



The bag displays Part No., Stock No. and barcode information plus a warning label stating 'Non-returnable if plastic bag is opened'. (see fig.1).



The packaging allows an easy visual check for compatibility with the unit being replaced without the need to open the bag.



Please note that if the bag shows any sign of having been opened or the sensor has been removed (see fig.2) the product **will not qualify for a credit.**



Fig 1



Fig 2

CONTENTS

TECHNICAL INFORMATION

What is a Sensor?	2	Why use NTK vehicle specific sensors?	6
Why are Lambda Sensors fitted?	2	Notes on installation	6
What does the Lambda Sensor do?	2	Torque Figures	7
How does the Lambda Sensor work?	2-4	Wiring Colours	7
When should a Sensor be renewed?	4	Part Number Explanation.....	7
How to test Lambda Sensors.....	4-5	Notes on Catalogue use	7

SENSOR APPLICATIONS - Car and Light Commercial

Alfa Romeo	8 - 12	Mazda	62 - 63
Aston Martin	12 - 13	Mercedes.....	63 - 78
Audi	13 - 20	MG.....	78 - 80
BMW	21 - 30	Mini (BMW).....	80
Chevrolet	31	Mitsubishi	80 - 82
Chrysler	31 - 32	Nissan	82 - 85
Citroen.....	32 - 40	Peugeot	85 - 95
Daewoo.....	40	Renault	96 - 106
Daihatsu	41	Rover	106 - 109
Daimler (see Jaguar)	41	Saab.....	109 - 111
Dodge	41	Seat	111 - 115
Ferrari	41	Skoda.....	115 - 117
Fiat.....	41 - 47	Smart.....	117 - 118
Ford	47 - 54	Ssangyong	118
Honda	54 - 57	Subaru	118 - 119
Hyundai	57 - 58	Suzuki	119
Jaguar	59	Toyota	120 - 121
Jeep.....	59 - 60	TVR	121
Kia	60 - 61	Vauxhall/Opel	121 - 130
Land Rover	61	Volkswagen	130 - 141
Lexus.....	62	Volvo	141 - 145

MOTORCYCLE APPLICATIONS

Motorcycles	146 - 147
-------------------	-----------

TECHNICAL INFORMATION

Buyers Guide	148 - 151	Connector Types.....	162 - 170
Sensor Information (by stock number) ..	152 - 156	Cross Reference Guide.....	171 - 187
Sensor Information (by part number)	157 - 161	Sensor Supersessions	188

This catalogue is effective from August 2009 and supersedes all previous catalogues. Whilst every care is taken in compiling these recommendations they do not form part of any contract and as such we do not accept any responsibility in respect of any claim whatsoever and howsoever caused arising from the publication of this catalogue.

WHAT IS A SENSOR?

A sensor is a device that can detect an analogue signal e.g. movement, chemical composition, temperature etc. We personally use sensors for touch, taste, smell, hearing and sight. The second function of a sensor as discussed here is to convert this analogue signal into an electronic signal that can be sent to a processing device, our brain or for a motor vehicle the electronic control unit (ECU). The processing device can then decide if it needs to change something to compensate for the signal it is receiving e.g. move your hand away from something that is too hot or in the case of a lambda sensor instruct a change to the fuelling system on an engine.

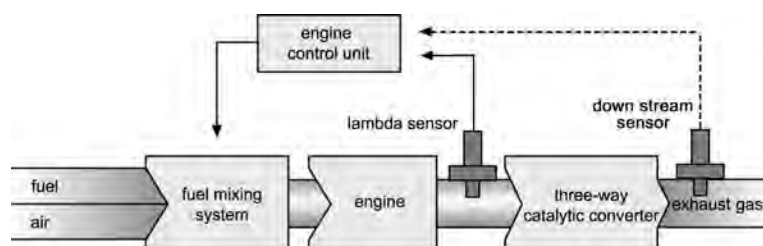
WHY ARE LAMBDA SENSORS FITTED?

With so many vehicles in use on our roads the reduction of pollutants produced by the internal combustion engine is of ever increasing importance. To encourage advances in technology that can bring this about governments have introduced progressively tougher exhaust gas emission legislation. Lambda sensors are a very important part of the technology used to achieve these legislated targets and as a result of their function the engine can also deliver the best economy and performance available. From the end of 1992 most petrol engine vehicles sold in the UK had Lambda sensors fitted.

WHAT DOES THE LAMBDA SENSOR DO?

The most popular method used by vehicle manufacturers to reduce engine emissions is the three-way catalyst (catalytic converter). This device has the ability to take the three main toxic gases produced by an engine which are carbon monoxide (CO), oxides of nitrogen (NO_x) and hydrocarbons (HC) and convert them to considerably less harmful, non-poisonous gases: carbon dioxide (CO₂), water (H₂O) and nitrogen (N₂).

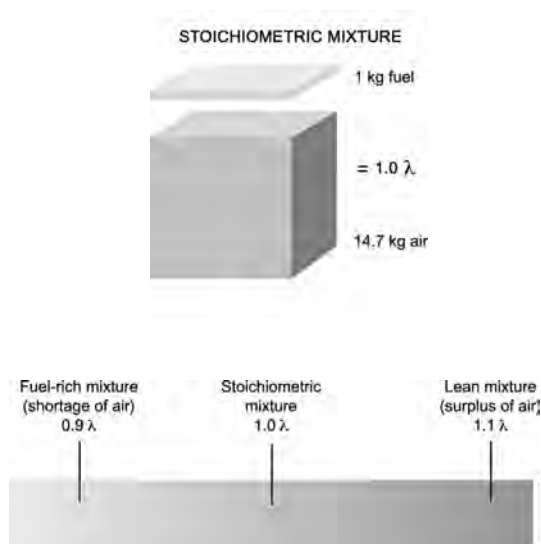
To carry out this conversion of gases efficiently the catalyst must operate within a specified temperature range but also be provided with exhaust gases that are within certain very tight tolerances dependant predominantly on air/fuel ratio. The precise control required to operate this system is provided by the use of an exhaust gas oxygen (Lambda) sensor installed upstream of the catalyst. A Lambda sensor has the ability to precisely measure the air/fuel ratio present in exhaust gases. By sending a signal to the control unit it can initiate a change to keep the fuelling system operating within the very tight tolerances required. This is known as a closed-loop control system.



To further improve control of exhaust emissions most vehicles produced after 2000 have an additional Lambda sensor fitted down-stream of the catalyst that monitors the performance of the catalyst itself.

HOW DOES THE LAMBDA SENSOR WORK?

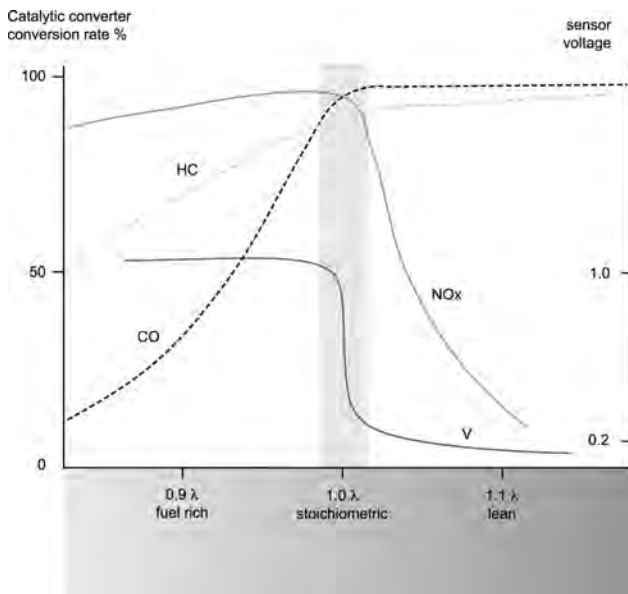
Most NTK Lambda sensors can be divided into two non-interchangeable types Zirconia Sensors and Titania Sensors. These are classed as binary or Lambda 1 sensors. They use different types of ceramic element and function in different ways but they have a common goal - to ensure the catalyst works efficiently and harmful gases are kept to a minimum. In order to achieve this an engine needs to attain as close to complete combustion as possible. The ideal ratio of air and fuel to achieve this is around 14.7:1; this means that for 14.7 kg of air 1 kg of fuel would be used. This chemically correct air fuel ratio is known as a stoichiometric ratio or Lambda (λ) 1.0. A fuel rich mixture would have a lower value e.g. 0.8 and a fuel lean mixture would have a higher value e.g. 1.2



A relatively small but increasing number of vehicles now use sensor types that can precisely measure the air/fuel ratio over a large range of fuel rich and fuel lean conditions. These sensors are called UEGO (Universal Exhaust Gas Oxygen) sensors, wideband, broadband or linear types.

ZIRCONIA BINARY TYPE

Under the metal protective end of the sensor there is a hollow thimble shaped ceramic body made from zirconium dioxide. The protective metal shell has specially designed holes to allow the exhaust gases to come into contact with the outside of the ceramic element. Both sides of this ceramic element are coated with a thin micro porous layer of platinum. These layers are the electrodes that carry the sensors signal to the wire cables. Over the outside electrode a thin additional layer of porous ceramic is added to protect the platinum from erosion by the exhaust gases. The inside of the thimble is hollow and is used to hold ambient air as a reference gas.



At temperatures in excess of 300°C the zirconia element possesses a property that causes a transfer of oxygen ions. This movement creates a voltage. The greater the difference of oxygen concentration between the exhaust gas and the ambient reference air in the centre of sensor thimble the higher the voltage produced. The voltage produced in the fuel lean position should be approximately 0.1 volt and in the fuel rich position approximately 0.9 volt. The very useful part of this function is that at around the stoichiometric point there is a relatively large change in voltage. This allows the sensor to keep the engine emissions within strict limits by constantly bringing the fuelling system back from a fuel lean or fuel rich position to retain the stoichiometric mixture. The time taken to switch from fuel lean to fuel rich is approximately 300 milliseconds.

Because this switching process will not occur until the sensor is up to working temperature there is a period of time after starting the engine during which the fuelling system is not being controlled as strictly as we would like. This could mean an increase in unwanted emissions. To combat this delay heated exhaust gas oxygen (HEGO) sensors are used. These sensors have a heating element installed in the centre of the thimble, which rapidly brings the sensor up to temperature, and therefore strict fuelling control can start very quickly. During periods of idling exhaust gas temperature can drop significantly; heated sensors ensure that this drop in temperature does not affect the stable operation of the sensor.

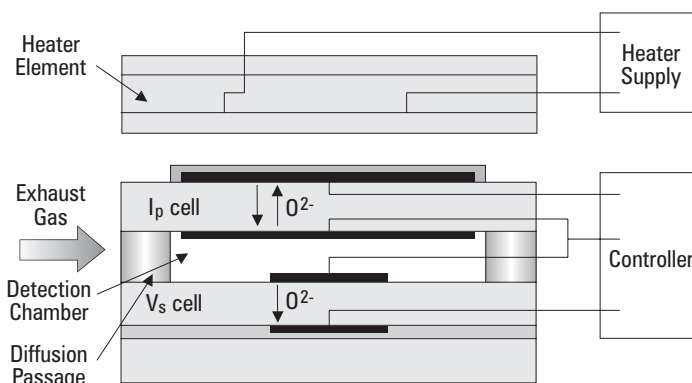
TITANIA TYPE

Externally these sensors look similar to the zirconia type however the sensor body may be generally smaller. These sensors do not generate a voltage as in the zirconia type but the electrical resistance of the titania changes in relation to the oxygen content of the exhaust gas. If there is a surplus of oxygen in the exhaust gas (fuel lean) the element resistance rises and as the concentration of oxygen decreases (becoming fuel rich) the resistance falls. In a similar way to the zirconia sensors there is a large change in voltage when the stoichiometric point is reached the titania sensor element has a large change in resistance at the stoichiometric point. As there is no need for a pocket of air as a reference gas and due to certain other design differences the sensor can be smaller, stronger and have a faster reaction time. The control system for this type of sensor is very different to that used for the zirconia type. All titania type sensors have internal heating elements.

ZFAS-U TYPE (Air/Fuel Sensor)

Also known as a UEGO, wide band or linear sensor, the easiest way to identify this type of NTK sensor (apart from the part number) is by the number of lead wires - they usually require at least five and are always heated types. The sensor is layered constructed with two ceramic substrate components, a Zirconia detection element and an Alumina heating element. No external reference air is required as the sensor generates its own. The detecting cavity is exposed to exhaust gas through a gas diffusion layer.

Put *very* simply the sensor tries to maintain a stoichiometric air/fuel ratio in the detection chamber by pumping oxygen in or out of the chamber. The value of the pumping current required to achieve this corresponds to the air fuel ratio of the exhaust gas. Not only does this type of sensor have an extended window of measurement and can be used successfully where lean burn strategy is employed, it also provides exceptional accuracy around the stoichiometric point which is useful in the quest for emission reduction. This type of sensor will also be used in conjunction with diesel engines as they operate with an excess air factor.



WHEN SHOULD A SENSOR BE RENEWED?

Due to the hostile environment in which they work sensors are subject to a degree of wear and tear and ageing. It would be impossible to say definitively what the service life of a lambda sensor should be due to the very different conditions that each vehicle experiences under different drivers. It would be reasonable to expect that the service life of a lambda sensor fitted to a vehicle used mostly for short in-town journeys would be shorter than one used for steady motorway use. We recommend that the function of the sensor is checked every 20,000 miles or annually. The emissions check as part of the current M.O.T. test samples the exhaust gases to monitor the efficiency of the engine, exhaust system and engine control systems. A lambda sensor is a vital part of this system.

A worn, faulty or failed sensor might make itself apparent by causing the engine to run poorly, increasing fuel consumption, increasing unwanted exhaust emissions or illuminating a malfunction indicator lamp on the dashboard. Newer vehicles have the ability to store fault codes in the processor some of which will relate to the lambda sensor and associated systems. Defective sensors can also cause irreparable damage to the catalyst. Sensors (this includes the wiring harness and connector) that have sustained physical damage will most likely have their life shortened or performance affected and should also be renewed.

HOW TO TEST LAMBDA SENSORS

The first step is to carry out a visual inspection of the sensor body, lead and connector. For personal safety this should be done with the engine switched off and ensure that the engine and components are cool enough to touch.

Following are some typical examples of sensors that have sustained physical damage and would require renewal. For heated lambda sensors (will have 3 or more wires) another simple test is to check the integrity of the heating element. This can be done using a suitable ohmmeter. Great care must be taken to identify the correct heater element wires. A reading greater than 30 Ω means that the heater is defective and the sensor should be renewed. A reading of infinity ∞ means that the heater coil or wiring is broken, again the sensor must be renewed. See page 7 for wiring colours.

<p>Problem</p> <p>Cables and plugs melted by contact with exhaust</p>		<p>Solution</p> <p>Replace with new sensor and route without touching the exhaust</p>
<p>Problem</p> <p>Frayed or broken cables</p>		<p>Solution</p> <p>Replace with new sensor and make sure there is some slack in the cable</p>
<p>Problem</p> <p>Cable seal is loosened Water may enter the sensor</p>		<p>Solution</p> <p>Replace with new sensor and make sure there is some slack in the cable</p>

Problem

Water in the connector




Solution

Replace with new sensor. Check electrical connections and seal of connector, and also the connection between the sensor and the engine control unit

Problem

Sensor is bent



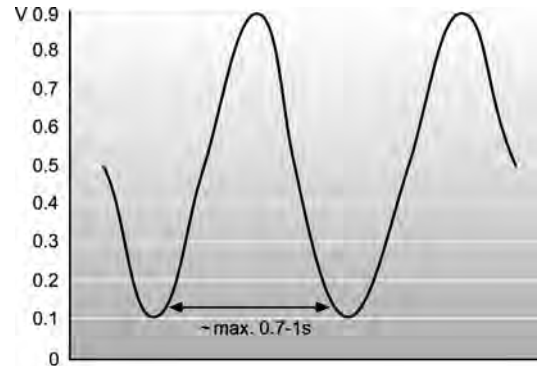
Solution

Replace with new sensor

FOR ZIRCONIA BINARY SENSORS

Reference to the relevant workshop manual should be made prior to testing. Ideally on the vehicle sensor testing should be carried out using an oscilloscope connected between the sensor and vehicle using an appropriate harness.

As the sensor only functions correctly once it has reached approximately 300°C it is essential that the vehicle is brought up to normal working temperature before checking the readings. Once the engine and sensor have reached normal working temperature raise the engine speed to around 2000 rev/min, this should produce a fluctuation in voltage from approximately 0.2 volt to 0.8 volt as the sensor switches from fuel lean to fuel rich. This switching should occur in approximately 300 milliseconds. The next part of the cycle (fuel rich to fuel lean) should have a similar reaction time. Deviation from these figures will require the sensor to be renewed; a slow switching time is a fault that many Lambda diagnostic tools are incapable of measuring.



It must be stressed that this testing process does not isolate the sensor from the rest of the vehicle's systems and a fault in another part of the engine, its control system, the exhaust system or fuel used may affect the performance of the sensor. Equipment in off-vehicle testing uses special heated reference gas and is regularly calibrated.

FOR TITANIA SENSORS

Due to the very different way in which these sensors work and the risk of possible damaged to the sensor and associated systems the only test we recommend (other than visual inspection) is to check the heater circuit resistance.

OBD (On Board Diagnostics)

Some vehicles are equipped with these diagnostic systems and stored fault codes can be retrieved from the vehicles electronic memory. These fault codes refer to various components on the vehicle and suggest a fault has occurred with the component or associated components.

Don't forget to consider the reasons why the sensor appears to have failed. It might simply be at the end of its service life but consider other possibilities including a coolant leak into the combustion chamber which can lead to anti-freeze reaching the sensor and contaminating it; the solvents of some additional gasket sealing materials used around the engine can also be detrimental to the sensor. Vibration from an unsecured exhaust will shorten the life of a sensor.

A visual inspection of the protection tube when the sensor has been removed can provide valuable clues about conditions in the combustion chamber.

Lead

Shiny deposits are evidence of lead in the fuel. Lead attacks the precious metal of the sensor element and the catalytic converter. The sensor needs to be replaced. After changing the sensor, care should be taken to use only lead-free fuels.



Soot

Thick soot deposits lead to blockage of the sensor protection tube and have a negative effect on reaction time. Causes can be a mixture that is too fuel-rich or the result of damage to the sensor heater. The sensor must be replaced in all cases.



Oil

Thick white or grey deposits are evidence of the use of fuel additives or that the engine is burning oil. Certain components in the fuel additives and the oil contaminate the sensor element. The cause must be removed and the sensor be replaced by a new sensor.



WHY USE NTK VEHICLE SPECIFIC SENSORS?

- NTK sensors are tailored for each application.
- The specification of each sensor matches or exceeds that of the vehicle manufacturer – even the materials used in the connector pins.
- Every aspect of the sensor should be correct including insertion depth and protection tube design.
- The dedicated connector block removes the possibility of a wiring error when connecting to the vehicle harness.
- Removes the possibility of high resistance connections being made or occurring at a later date due to water ingress, when using ‘universal types’.
- Removes the possibility of poor connections in the sensor multi-plug, which might go unnoticed if using the spliced in ‘universal type’.
- Saves considerable amount of time on fitting.
- Confidence in a product produced by the largest manufacturer of lambda sensors in the world.
- Every NTK sensor type has been certified by the German Technical Inspectorate (TÜV) for compatibility with the original equipment type.

NOTES ON INSTALLATION

NB. Always refer to the relevant workshop manuals for special installation procedures.

1. After vehicle has cooled sufficiently to prevent personal injury and where prudent, the battery has been disconnected, unplug the connector and remove the sensor using a suitable tool.
2. Carefully check the vehicle harness and connector for damage or corrosion.
3. Check that the thread in the exhaust system is clean and in good condition before attempting to install the new sensor.
4. Ensure that you have selected the correct part number from the current NTK catalogue.
5. Handle sensors with care to prevent damage – dropping a sensor could inflict damage to the ceramic, which would not be apparent during installation.
6. During production an anti-corrosion compound is applied to threaded portion of the sensor body. This is a sensor friendly grease compound and no other anti-seize compounds should be used as they may contain ingredients that could poison the sensor element.
7. Do not use any other cleaning or anti-rust solvents near the sensor body as this could similarly affect the element.
8. Screw the sensor into place by hand then tighten to the specified torque setting ensuring that the wiring harness is not twisted.
9. Secure the harness using the correct fixings, ensuring that the routing does not produce any kinks in the wires, touch any part of the exhaust system or other hot components and does not foul any rotating parts.
10. Reconnect the harness (and battery if disconnected) and follow the vehicle manufacturers’ recommended fault code clearance or other specific procedures.

TECHNICAL INFORMATION

TORQUE FIGURES

Torque figures and thread form information:	
M18 x 1.5mm - 35 ~ 45Nm	M12 x 1.5mm - 18 ~ 23Nm

WIRING COLOURS

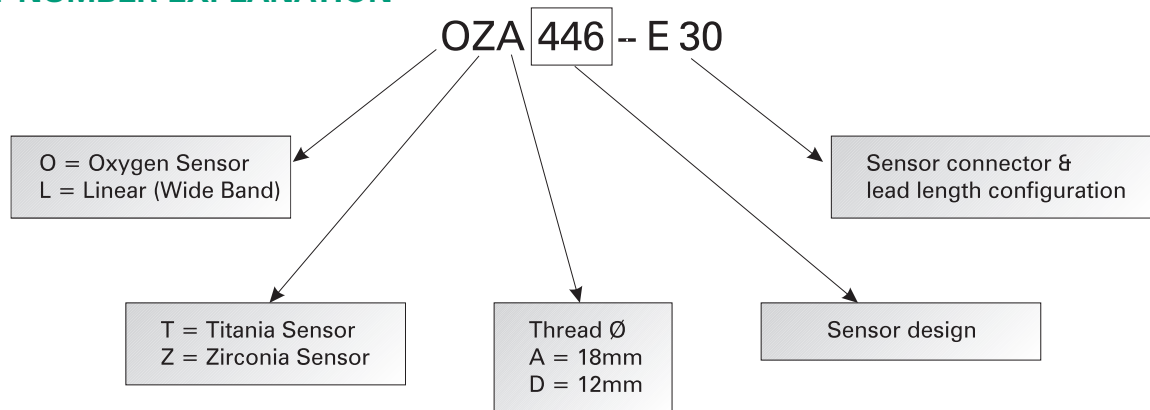
Typical wiring colours for ZIRCONIA BINARY types

1 x wire Black = signal	3 x wire Black = signal White = heater White = heater
2 x wire Black = signal Grey = ground	4 x wire Black = signal Grey = ground White = heater White = heater

Typical wiring colours for TITANIA types

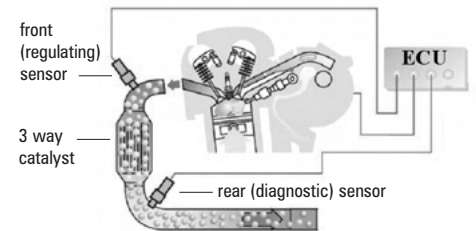
Type 1 Red = heater (+) White = heater (-) Yellow = signal (+) (omitted in 3 x wire types) Black = signal (-)
Type 2 Grey = heater (+) White = heater (-) Yellow = signal (+) Black = signal (-)

PART NUMBER EXPLANATION



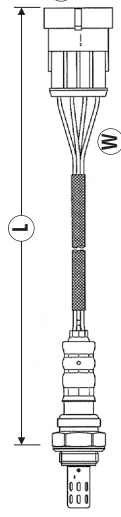
NOTES ON CATALOGUE USE

For car and light commercial applications sensors are listed as either front or rear. The front sensor is the one that regulates the fuelling system and will be fitted up stream of the catalyst. Depending on application this can then be installed in the manifold, down pipes or at the input side of the catalyst itself. The rear sensor is for catalyst monitoring and will usually be found near the output side of the catalyst.



Due to changes during vehicle production there may be occasions where more than one type of sensor is listed for a particular application. If this is the case check the number of wires, sensor connector type and lead dimensions with those listed against each vehicle reference or check the OE fitted part against the cross reference file at the back of the catalogue. Drawings of all connector types are shown on pages 162 - 170.

The dimension shown in column **L** on each application page is the length in mm measured from the nut on the sensor body to the end of the connector. For clarity a diagram is shown at the top of each application page.



W = Number of Wires
 C = Connector Type (see pages 162-170)
 L = Length of Sensor and Lead (mm)

LITRE / MODEL	TYPE	ENGINE TYPE	CHASSIS INFO	GENERAL INFO	DATE	SENSOR POSITION	W	C	L	PART NO.	STOCK NO.
ALFA ROMEO											
33											
1.4i.e.	907A/B	AR307.55	Including Sport Wagon		09.91→12.91	Front	3	19	1665	OZA446-E49	0291
1.4i.e.	907A/B	AR307.32	Including Sport Wagon	3 x wire Titania sensor	02.94→10.94	Front	3	51	1700	OTA5F-3C1	1921
1.5i.e.	907A/B	AR307.51	Including Sport Wagon & 4x4		06.90→03.92	Front	3	19	1665	OZA446-E49	0291
1.7i.e. 8V	9057A/B	AR305.58 / 307.37	Including Sport Wagon & 4x4		10.87→03.92	Front	3	19	1665	OZA446-E49	0291
1.7i.e. 16V	907 A	AR307.47	Including Sport Wagon & 4x4		01.90→10.94	Front	3	19	1665	OZA446-E49	0291
75											
1.6i.e.	162B	611.01			08.89→02.92	Front	3	19	895	OZA446-E4	1877
1.8i.e.	162B	612.01			08.89→02.92	Front	3	19	895	OZA446-E4	1877
2.0 T.S.	162B	061.66			09.87→05.90	Front	3	19	1100	OZA446-E5	1838
3.0 V6	162B	AR06124			02.87→01.90	Front	3	19	895	OZA446-E4	1877
3.0 V6	162B	AR61503			02.90→02.92	Front	3	19	895	OZA446-E4	1877
145											
1.4i.e.	930	AR33.501			08.94→02.97	Front	3	51	1000	OTA6F-3A1	1928
1.4i.e. 16V T.S. [G97]	930	AR33.503		→ VET 0165088	11.96→02.99	Front	4	40	972	OZA527-E7	0213
1.4i.e. 16V T.S.	930	AR33.503		VET 0165088 →	11.96→12.00	Front	4	40	1170	OZA659-EE30	1612
1.6i.e.	930	AR33.201		MPI-Bosch	04.94→12.94	Front	4	40	972	OZA527-E7	0213
1.6i.e. 16V T.S.	930	AR67.601			11.96→02.99	Front	4	40	972	OZA527-E7	0213
1.6i.e. 16V T.S.	930	AR67.601		VET 3174687 →	11.96→12.00	Front	4	40	1170	OZA659-EE30	1612
1.7i.e. 16V	930	AR33.401			04.94→11.96	Front	4	40	972	OZA527-E7	0213
1.8i.e. 16V T.S. [G97]	930	AR32.201/ 67.106			11.96→04.98	Front	4	40	972	OZA527-E7	0213
1.8i.e. 16V T.S.	930	AR32.201			05.98→12.00	Front	4	40	1170	OZA659-EE30	1612
2.0i.e. 16V Cloverleaf	930	AR67.204			10.95→04.98	Front	4	40	972	OZA527-E7	0213
2.0i.e. 16V Cloverleaf	930	AR32.301			05.98→12.00	Front	4	40	1170	OZA659-EE30	1612
146											
1.4i.e. 8V	930	AR33.501			08.94→02.97	Front	3	51	1000	OTA6F-3A1	1928
1.4i.e. 16V T.S. [G97]	930	AR33.503		→ VET 0165088	11.96→04.98	Front	4	40	972	OZA527-E7	0213
1.4i.e. 16V T.S.	930	AR33.503		VET 0165088 →	05.98→12.00	Front	4	40	1170	OZA659-EE30	1612
1.6i.e. 8V	930	AR33.201		MPI-Bosch	04.94→12.94	Front	4	40	972	OZA527-E7	0213
1.6i.e. 16V T.S.	930	AR67.601		VET 3174687 →	11.96→12.00	Front	4	40	1170	OZA659-EE30	1612
1.7i.e. 16V	930	AR33.401			12.94→11.96	Front	4	40	972	OZA527-E7	0213
1.8i.e. 16V T.S. [G97]	930	AR32.201 / AR67.106			11.96→04.98	Front	4	40	972	OZA527-E7	0213

LITRE / MODEL	TYPE	ENGINE TYPE	CHASSIS INFO	GENERAL INFO	DATE	SENSOR POSITION	(W)	(C)	(L)	PART NO.	STOCK NO.
---------------	------	-------------	--------------	--------------	------	-----------------	-----	-----	-----	----------	-----------

ALFA ROMEO (continued)

146

1.8i.e. 16V T.S.	930	AR32.201			05.98→12.00	Front	4	40	1170	OZA659-EE30	1612
2.0ti 16V T.S.	930	AR67.204			10.95→04.98	Front	4	40	972	OZA527-E7	0213
2.0ti 16V T.S.	930	AR32.301			05.98→12.00	Front	4	40	1170	OZA659-EE30	1612

147

1.6i 16V T.S.	937	AR32.104		120bhp / 88kW	11.00→	Front	4	40	400	OZA659-EE49	5753
1.6i 16V T.S.	937	AR32.104		120bhp / 88kW	11.00→	Rear	4	40	2020	OZA659-EE57	7864
1.6i 16V T.S.	937	AR37.203		105bhp / 77kW	02.01→	Front	4	40	300	OZA675-EE1	7978
1.6i 16V T.S.	937	AR37.203		105bhp / 77kW	02.01→	Rear	4	40	600	OZA659-EE56	7863
2.0i 16V T.S.	937	AR32.310			11.00→	Front	4	40	400	OZA659-EE49	5753
2.0i 16V T.S.	937	AR32.310			11.00→	Rear	4	40	2020	OZA659-EE57	7864
3.2 GTA	937	932A.000		Right Hand Sensor	03.03→	Front	4	40	820	OZA659-EE58	7903
3.2 GTA	937	932A.000		Left Hand Sensor	03.03→	Front	4	40	300	OZA659-EE3	0377
3.2 GTA	937	932A.000		Right Hand Sensor	03.03→	Rear	4	40	2315	OZA659-EE59	7904
3.2 GTA	937	932A.000		Left Hand Sensor	03.03→	Rear	4	40	2000	OZA659-EE60	7905

155

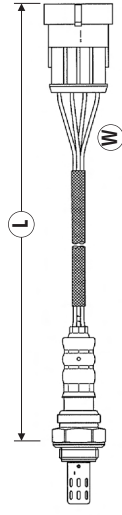
1.6i 16V T.S.	167	AR67.601			05.96→10.97	Front	4	40	972	OZA527-E7	0213
1.7i T.S.	167	AR67.103 / 105			02.92→04.96	Front	4	38	1130	OZA527-E5	0253
1.8i T.S.	167	AR67.101 / 102			02.92→04.96	Front	4	38	1130	OZA527-E5	0253
1.8i 16V T.S.	167	AR67.106			05.96→10.97	Front	4	40	972	OZA527-E7	0213
2.0i 8V T.S.	167	AR67.202			04.93→02.95	Front	4	38	1130	OZA527-E5	0253
2.0i 16V T.S.	167	AR67.204			03.95→10.97	Front	4	40	972	OZA527-E7	0213
2.5i V6 12V	167	AR67.301 / 67.302		166bhp	02.92→04.95	Front	4	38	1130	OZA527-E5	0253
2.5i V6 12V	167	AR67.303		163bhp	05.95→10.97	Front	4	38	880	OZA527-E4	0218

156

1.6i 16V T.S.	932	AR67.601	→VET 0012328		10.99→09.00	Front	3	22	890	OZA446-E18	1887
1.6i 16V T.S.	932	AR67.601	VET 0023373 →		10.97→09.00	Front	4	40	1175	OZA527-E24	0287
1.6i 16V T.S.	932	AR32.102	VET0023373→ Incl. Sportwagon		10.97→09.00	Front	4	40	1170	OZA659-EE30	1612
1.6i 16V T.S.	932	AR32.103 / 32.104	Incl. Sportwagon		09.00→10.05	Front	4	40	400	OZA659-EE49	5753
1.6i 16V T.S.	932	AR32.103 / 32.104	Incl. Sportwagon		09.00→10.05	Rear	4	40	2020	OZA659-EE57	7864
1.8i 16V T.S.	932	AR32.201	Incl. Sportwagon		12.97→09.00	Front	4	40	1170	OZA659-EE30	1612
1.8i 16V T.S.	932	AR32.205	Incl. Sportwagon		09.00→12.01	Front	4	40	400	OZA659-EE49	5753
1.8i 16V T.S.	932	AR32.205	Incl. Sportwagon		09.00→12.05	Rear	4	40	2020	OZA659-EE57	7864



Sensor Position is listed as either FRONT (regulating) for pre-catalyst or REAR (diagnostic) for post-catalyst installation



- W** = Number of Wires
C = Connector Type (see pages 162-170)
L = Length of Sensor and Lead (mm)

LITRE / MODEL	TYPE	ENGINE TYPE	CHASSIS INFO	GENERAL INFO	DATE	SENSOR POSITION	W	C	L	PART NO.	STOCK NO.
ALFA ROMEO (continued)											
156											
2.0i 16V T.S.	932	AR32.301	Incl. Sportwagon		12.97→09.00	Front	4	40	1170	OZA659-EE30	1612
2.0i 16V T.S.	932	AR32.310	Incl. Sportwagon		09.00→10.05	Front	4	40	400	OZA659-EE49	5753
2.0i 16V T.S.	932	AR32.310	Incl. Sportwagon		09.00→12.05	Rear	4	40	2020	OZA659-EE57	7864
2.0i JTS	932	937 A1.000	Incl. Sportwagon		03.02→10.05	Rear	4	40	600	OZA659-EE31	1613
2.5i V6 24V	932	AR32.401	Incl. Sportwagon		12.97→09.00	Front	4	40	1170	OZA659-EE30	1612
2.5i V6 24V	932	AR32.405	Incl. Sportwagon	Right Hand Sensor	09.00→10.05	Front	4	40	820	OZA659-EE58	7903
2.5i V6 24V	932	AR32.405	Incl. Sportwagon	Left Hand Sensor	09.00→10.05	Front	4	40	400	OZA659-EE49	5753
2.5i V6 24V	932	AR32.405	Incl. Sportwagon	Right Hand Sensor	09.00→10.05	Rear	4	40	2315	OZA659-EE59	7904
2.5i V6 24V	932	AR32.405	Incl. Sportwagon	Left Hand Sensor	09.00→10.05	Rear	4	40	2000	OZA659-EE60	7905
3.2i V6 24V GTA	932	932A.000	Incl. Sportwagon		03.02→10.05	Front	4	40	820	OZA659-EE58	7903
3.2i V6 24V GTA	932	932A.000	Incl. Sportwagon		03.02→10.05	Rear	4	40	2315	OZA659-EE59	7904
3.2i V6 24V GTA	932	932A.000	Incl. Sportwagon		03.02→10.05	Rear	4	40	2000	OZA659-EE60	7905
159											
1.8i 16V MPI		939A4.000	Incl. Sportwagon		06.07→	Front	4	74	471	OZA334-SZ5	1705
164											
2.0 T.S.	164	064.16			01.88→09.92	Front	3	19	895	OZA446-E4	1877
2.0 T.S.	164	64.103			12.93→10.98	Front	4	38	880	OZA527-E4	0218
2.0i.e V6 Turbo	164	64.102			03.91→09.92	Front	3	19	1100	OZA446-E5	1838
2.0i.e V6 Turbo	164	64.102			09.92→10.98	Front	3	19	1100	OZA446-E5	1838
3.0i.e.	164	064.12			04.88→05.91	Front	3	19	895	OZA446-E4	1877
3.0i.e.	164	064.12			06.91→09.92	Front	3	19	1100	OZA446-E5	1838
3.0i.e. QV	164	064.30			09.90→05.91	Front	3	19	895	OZA446-E4	1877
3.0i.e. QV	164	064.30			06.91→09.92	Front	3	19	1100	OZA446-E5	1838
166											
2.0 T.S.	936	AR34.103			10.98→05.00	Front	4	40	1170	OZA659-EE30	1612
2.0 T.S.	936	AR36.307			09.00→	Rear	4	40	600	OZA659-EE56	7863
2.0 V6 Turbo	936	AR34.102			10.98→12.04	Front	4	40	1170	OZA659-EE30	1612
2.5 V6 24V	936	AR34.201			10.98→09.00	Front	4	40	1170	OZA659-EE30	1612
2.5 V6 24V	936	AR36.201			10.00→	Front	4	40	300	OZA659-EE3	0377
2.5 V6 24V	936	AR36.201	Right Hand Sensor		10.00→	Rear	4	40	2000	OZA659-EE60	7905
2.5 V6 24V	936	AR36.201	Left Hand Sensor		10.00→	Rear	4	40	2315	OZA659-EE59	7904

LITRE / MODEL	TYPE	ENGINE TYPE	CHASSIS INFO	GENERAL INFO	DATE	SENSOR POSITION	(W)	(C)	(L)	PART NO.	STOCK NO.
---------------	------	-------------	--------------	--------------	------	-----------------	-----	-----	-----	----------	-----------

ALFA ROMEO (continued)

166

3.0 V6 24V	936	AR34.301/ 34.302			10.98→09.00	Front	4	40	1170	OZA659-EE30	1612
3.0 V6 24V	936	AR36.101		Right Hand Sensor	10.00→	Front	4	40	300	OZA659-EE3	0377
3.0 V6 24V	936	AR36.101		Left Hand Sensor	10.00→	Front	4	40	820	OZA659-EE58	7903
3.0 V6 24V	936	AR36.101		Right Hand Sensor	10.00→	Rear	4	40	2000	OZA659-EE60	7905
3.0 V6 24V	936	AR36.101		Left Hand Sensor	10.00→	Rear	4	40	2315	OZA659-EE59	7904
3.2 V6 24V	936	936A.000		Right Hand Sensor	10.03→	Front	4	40	300	OZA659-EE3	0377
3.2 V6 24V	936	936A.000		Left Hand Sensor	10.03→	Front	4	40	820	OZA659-EE58	7903
3.2 V6 24V	936	936A.000		Right Hand Sensor	10.03→	Rear	4	40	2000	OZA659-EE60	7905
3.2 V6 24V	936	936A.000		Left Hand Sensor	10.03→	Rear	4	40	2315	OZA659-EE59	7904

GT

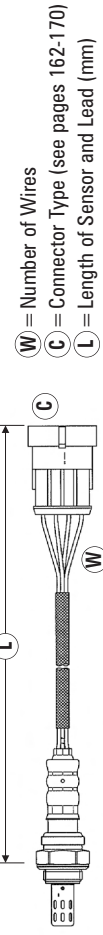
1.8 T.S.		AR32.205			10.03→	Front	4	40	400	OZA659-EE49	5753
1.8 T.S.		AR32.205			10.03→	Rear	4	40	2020	OZA659-EE57	7864
2.0 JTS		937 A1.000 / 932 A2.000			11.03→	Rear	4	40	600	OZA659-EE31	1613
3.2 V6 24V		936 A.000		Right Hand Sensor	11.03→	Front	4	40	300	OZA659-EE3	0377
3.2 V6 24V		936 A.000		Left Hand Sensor	11.03→	Front	4	40	2315	OZA659-EE59	7904
3.2 V6 24V		936 A.000		Right Hand Sensor	11.03→	Rear	4	40	2000	OZA659-EE60	7905
3.2 V6 24V		936 A.000		Left Hand Sensor	11.03→	Rear	4	40	820	OZA659-EE58	7903

GTV

1.8 16V T.S. (95)	916 C	AR32.201			03.98→09.00	Front	4	40	1170	OZA659-EE30	1612
2.0 16V T.S. (95)	916 C	AR16.201			04.95→03.98	Front	3	22	890	OZA446-E18	1887
2.0 16V T.S.	916 C	AR16.201 CF2 < U8 M1 >			03.98→09.00	Front	4	40	1170	OZA659-EE30	1612
2.0 16V T.S.	916 C	AR32.310			06.00→12.05	Rear	4	40	400	OZA659-EE49	5753
2.0 JTS	916 C	937A1.000			06.03-12.05	Rear	4	40	600	OZA659-EE56	7863
3.0 24V V6 (95)	916 C	AR16.102			11.96→03.98	Front	3	22	890	OZA446-E18	1887
3.0 24V V6	916 C	AR16.102			03.98→10.99	Front	4	40	600	OZA659-EE31	1613
3.0 24V V6	916 C	AR16.102			11.99→09.00	Front	4	40	1170	OZA659-EE30	1612
3.0 24V V6	916 C	AR16.105		Right Hand Sensor	10.00→	Front	4	40	820	OZA659-EE58	7903
3.0 24V V6	916 C	AR16.105		Left Hand Sensor	10.00→	Front	4	40	300	OZA659-EE3	0377
3.0 24V V6	916 C	AR16.105		Right Hand Sensor	10.00→	Rear	4	40	2315	OZA659-EE59	7904
3.0 24V V6	916 C	AR16.105		Left Hand Sensor	10.00→	Rear	4	40	2000	OZA659-EE60	7905
3.2 V6 24V	916 C	936 A6.000		Right Hand Sensor	04.03→	Front	4	40	820	OZA659-EE58	7903
3.2 V6 24V	916 C	936 A6.000		Left Hand Sensor	04.03→	Front	4	40	300	OZA659-EE3	0377



Sensor Position is listed as either FRONT (regulating) for pre-catalyst or REAR (diagnostic) for post-catalyst installation



W = Number of Wires
 C = Connector Type (see pages 162-170)
 L = Length of Sensor and Lead (mm)

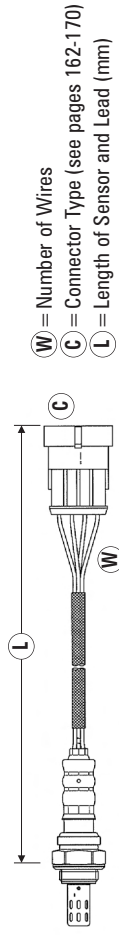
LITRE / MODEL	TYPE	ENGINE TYPE	CHASSIS INFO	GENERAL INFO	SENSOR POSITION	W	C	L	PART NO.	STOCK NO.
ALFA ROMEO (continued)										
GTV										
3.2 V6 24V	916 C	936 A6.000		Right Hand Sensor	04.03→	4	40	2315	OZA659-EE59	7904
3.2 V6 24V	916 C	936 A6.000		Left Hand Sensor	04.03→	4	40	2000	OZA659-EE60	7905
Mito										
1.4 16V					08.08→	4	40	300	OZA675-EE1	7978
1.4 16V					08.08→	4	40	300	OZA675-EE1	7978
1.4 TB 120					08.08→	4	40	600	OZA659-EE56	7863
1.4 TB 120					08.08→	4	40	600	OZA659-EE56	7863
1.4 TB 155		199A8.000			08.08→	4	40	600	OZA659-EE56	7863
1.4 TB 155		199A8.000			08.08→	4	40	600	OZA659-EE56	7863
Spider										
1.8 16V T.S. (95)	916 S	AR32.201			03.98→12.00	4	40	1170	OZA659-EE30	1612
2.0i.e.	115	AR015.88			01.90→12.94	3	19	895	OZA446-E4	1877
2.0 16V T.S. (95)	916 S	AR16.201			04.95→03.98	3	22	890	OZA446-E18	1887
2.0 16V T.S. (95)	916 S	AR16.201 / 32.301			04.98→11.99	4	40	1175	OZA527-E24	0287
2.0 16V T.S.	916 S	AR32.310			09.00→02.06	4	40	400	OZA659-EE49	5753
2.0 JTS	916 S	937A1.000			06.03-02.06	4	40	600	OZA659-EE56	7863
3.0 V6 12V (95)	916 S	AR16.101			04.95→11.99	3	22	890	OZA446-E18	1887
3.0 V6 12V	916 S	AR16.101			06.00→09.00	4	40	1170	OZA659-EE30	1612
3.0 V6 24V	916 S	AR16.105 CF3 <U9 M7>			10.00→02.06	4	40	1170	OZA659-EE30	1612
3.2 V6 24V	916 S	936 A6.000		Right Hand Sensor	04.03→02.06	4	40	820	OZA659-EE58	7903
3.2 V6 24V	916 S	936 A6.000		Left Hand Sensor	04.03→02.06	4	40	300	OZA659-EE3	0377
3.2 V6 24V	916 S	936 A6.000		Right Hand Sensor	04.03→02.06	4	40	2315	OZA659-EE59	7904
3.2 V6 24V	916 S	936 A6.000		Left Hand Sensor	04.03→02.06	4	40	2000	OZA659-EE60	7905
Sprint										
1.7i.e.	902 A	305.58			10.87→12.89	3	19	1665	OZA446-E49	0291
ASTON MARTIN										
DB7										
3.2					01.96→1999	4	32	393	OZA201-AM1	0168
3.2					01.96→1999	4	32	393	OZA201-AM2	0179
5.9					07.99→	4	32	393	OZA381-D3	0462

LITRE / MODEL	TYPE	ENGINE TYPE	CHASSIS INFO	GENERAL INFO	DATE	SENSOR POSITION	(W)	(C)	(L)	PART NO.	STOCK NO.
ASTON MARTIN (continued)											
Vantage											
4.3 V8					06.05→	Front	4	32	493	OZA448-AM1	0042
4.3 V8					06.05→	Rear	4	32	650	OZA381-AM1	1707
Virage											
5.3	32V V8		Incl. Volante	Webber System	01.89→12.00	Front	3	103	876	0TD5F-3E1	0023

AUDI											
80											
1.6		ABM			01.92→01.96	Front	3	19	710	OZA446-E50	0204
1.6		ADA			06.93→01.96	Front	3	19	975	OZA446-E2	1855
1.8		JN			08.83→08.86	Front	1	3	472	OZA401-E2	1802
1.8 Quattro		JN			08.85→08.86	Front	3	19	975	OZA446-E2	1855
1.8		PM			03.88→08.91	Front	1	3	472	OZA401-E2	1802
1.8		PV			08.85→08.86	Front	3	19	975	OZA446-E2	1855
1.9		SD			09.87→07.88	Front	3	19	975	OZA446-E2	1855
2.0		3A, 6A, AAD			08.88→07.92	Front	3	19	975	OZA446-E2	1855
2.0		ABT		Non Catalyst	09.91→01.96	Front	3	19	710	OZA446-E50	0204
2.0		ABT		+ Catalyst	09.91→01.96	Front	3	19	365	OZA446-E12	1805
2.0		ABK		Non Catalyst	09.91→01.96	Front	3	19	975	OZA445-E7	0269
2.0		ABK		+ Catalyst	09.91→01.96	Front	3	19	1215	OZA446-E16	1859
2.0 Quattro		ABK		Non Catalyst	09.91→01.96	Front	3	19	975	OZA445-E7	0269
2.0		ACE			08.92→01.96	Front	3	19	975	OZA446-E2	1855
2.1		WE			10.80→08.83	Front	1	3	472	OZA401-E2	1802
2.2 S2 Quattro		ABY			02.93→01.96	Front	3	19	975	OZA446-E2	1855
2.2 RS2 Quattro		ADU	Avant/Estate		03.94→05.95	Front	3	19	975	OZA446-E2	1855
2.3		NG			09.91→01.96	Front	3	19	1215	OZA446-E16	1859
2.6		ABC		Non Catalyst	07.92→01.96	Front	3	19	710	OZA446-E50	0204
2.6		ABC		+ Catalyst	07.92→01.96	Front	3	19	490	OZA446-E11	1898
2.8		AAH			08.92→01.96	Front	3	19	710	OZA446-E50	0204
2.8 Quattro		AAH			08.92→01.96	Front	3	19	710	OZA446-E50	0204
90											
2.0		SK			02.86→03.87	Front	1	3	472	OZA401-E2	1802
2.0		PS			04.87→07.91	Front	3	19	975	OZA445-E7	0269



Sensor Position is listed as either FRONT (regulating) for pre-catalyst or REAR (diagnostic) for post-catalyst installation

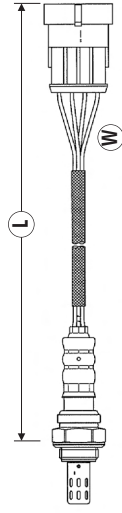


LITRE / MODEL	TYPE	ENGINE TYPE	CHASSIS INFO	GENERAL INFO	DATE	SENSOR POSITION	W	C	L	PART NO.	STOCK NO.
AUDI (continued)											
90											
2.2		KX			01.85→03.87	Front	1	3	472	0ZA401-E2	1802
2.2 Quattro		JT			10.84→03.87	Front	3	19	975	0ZA446-E2	1855
2.3		NG			04.87→09.91	Front	3	19	1215	0ZA446-E16	1859
2.3 20V		7A			08.88→09.91	Front	3	19	975	0ZA446-E2	1855
100											
1.8		4B, PH			04.85→10.89	Front	1	3	472	0ZA401-E2	1802
2.0		RT 5 Cylinder			01.88→11.90	Front	3	19	975	0ZA446-E2	1855
2.0 8V		AAE		Non Catalyst	12.90→07.94	Front	3	19	975	0ZA445-E7	0269
2.0 8V		AAE	→4A-P-022 306	+ Catalyst	12.90→09.92	Front	3	19	490	0ZA446-E11	1898
2.0 8V		AAD		+ Catalyst	01.91→12.92	Front	3	19	975	0ZA445-E7	0269
2.0 8V		AAD			01.91→12.92	Front	3	19	975	0ZA446-E2	1855
2.0 8V		ABK			01.93→07.94	Front	3	19	975	0ZA446-E2	1855
2.0 8V Quattro		AAD		Non Catalyst	12.90→07.92	Front	3	19	975	0ZA445-E7	0269
2.0 16V		ACE			01.92→07.94	Front	3	19	975	0ZA446-E2	1855
2.2		KZ			10.84→09.86	Front	1	3	472	0ZA401-E2	1802
2.2 Quattro		PX			08.85→07.86	Front	3	19	975	0ZA446-E2	1855
2.2 Quattro Turbo		MC	→K-038 261		03.86→11.88	Front	3	19	975	0ZA446-E2	1855
2.2 Quattro Turbo		MC	K-038 262→		11.88→11.90	Front	3	19	1215	0ZA446-E16	1859
2.2 S4		AAN		Non Catalyst	08.91→07.94	Front	3	19	975	0ZA445-E7	0269
2.2 S4		AAN		+ Catalyst	08.91→07.94	Front	3	19	975	0ZA446-E2	1855
2.3		AAR			12.90→07.94	Front	3	19	1215	0ZA446-E16	1859
2.3		NF	44-L-000-001→		07.89→11.90	Front	3	19	1215	0ZA446-E16	1859
2.6		ABC		Non Catalyst	03.92→07.94	Front	3	19	710	0ZA446-E50	0204
2.6		ABC		+ Catalyst	04.92→07.94	Front	3	19	490	0ZA446-E11	1898
2.8		AAH		Non Catalyst	12.90→07.94	Front	3	19	710	0ZA446-E50	0204
2.8		AAH	→4A-P-022 306	+ Catalyst	12.90→09.92	Front	3	19	490	0ZA446-E11	1898
2.8		AAH	4A-P-022 307→	+ Catalyst	09.92→07.94	Front	3	19	710	0ZA446-E50	0204
4.2 S4 Quattro		ABH			10.92→07.94	Front	3	19	975	0ZA445-E7	0269
200											
2.2 Turbo		MC			08.85→12.91	Front	3	19	975	0ZA446-E2	1855
2.2 Turbo Quattro		MC	→44-K-038 261		01.85→11.88	Front	3	19	975	0ZA446-E2	1855

LITRE / MODEL	TYPE	ENGINE TYPE	CHASSIS INFO	GENERAL INFO	DATE	SENSOR POSITION	(W)	(C)	(L)	PART NO.	STOCK NO.
AUDI (continued)											
200											
2.2 Turbo Quattro	MC		44-K-038 262 →		11.88→12.90	Front	3	19	1215	OZA4446-E16	1859
2.2 Turbo Quattro	3B				03.89→12.90	Front	3	19	975	OZA4446-E2	1855
2.3	NF				11.86→07.89	Front	3	19	1665	OZA4446-E49	0291
A2											
1.4		AUA, BBY			02.00→	Front	5	92	250	LZA11-V1	1825
1.4		AUA, BBY			02.00→	Rear	4	65	620	OZA510-AU1	1782
A3											
1.6	8L1	AKL	8L-V-095 001 → 8L-W-150 000	Manual Transmission Only	08.97→07.98	Front	4	64	470	OZA4447-E17	0270
1.6	8L1	AEH	8L-V-095 001 → 8L-W-150 000		04.97→07.98	Front	4	64	470	OZA4447-E17	0270
1.6	8L1	AKL, AEH	8L-X-000 001→		08.98→11.03	Front	4	64	1135	OZA659-EE25	0399
1.6	8L1	APF			08.98→11.03	Rear	4	65	700	OZA659-EE33	1617
1.6	8P1	BGU			05.03→	Front	5	92	750	LZA07-V1	1851
1.6	8L1	AVU, BFQ			10.00→	Rear	4	65	560	OZA659-EE14	0388
1.6	8P1	BGU			05.03→	Rear	4	85	471	OZA510-V11	1884
1.8	8L1	APG			09.96→	Rear	4	65	560	OZA659-EE14	0388
1.8	8L1	AGN			09.96→07.97	Front	4	64	700	OZA4447-E32	0471
1.8	8L1	AGN			07.99→11.00	Front	4	64	620	OZA447-E18	0281
1.8T	8L1	AGU	→8L-V-050 000	150bhp / 110kW	12.96→11.00	Front	4	48	985	OZA447-E30	0449
1.8T	8L1	AGU	8L-V-050 001 → 8L-V-150 000	150bhp / 110kW	12.96→07.97	Front	4	66	1140	OZA447-E25	0494
1.8T	8L1	AGU	8L-W-000 001 →	150bhp / 110kW	12.96→11.00	Front	4	64	700	OZA447-E32	0471
1.8T	8L1	ARY		180bhp / 132kW	09.00→06.01	Rear	4	64	975	OZA659-EE1	0375
1.8T	8L1	ARZ		150bhp / 110kW	09.96→	Rear	4	65	560	OZA659-EE14	0388
1.8T	8L1	APP		180bhp / 132kW	06.99→	Rear	4	65	560	OZA659-EE14	0388
1.8T Quattro	8L1	AGU		150bhp / 110kW	08.97→11.00	Front	4	64	700	OZA447-E32	0471
A4											
1.6	8D2	ADP			11.94→10.96	Front	4	48	967	OZA447-E14	0129
1.6	8D2	ANA			07.99→07.00	Front	4	64	1055	OZA516-AU1	0452
1.6	8D2	ANA		Manual Transmission Only	06.99→07.00	Rear	4	65	700	OZA334-AU1	0474
1.6	8D2	ANA		Auto Transmission Only	07.99→11.00	Rear	4	65	780	OZA334-AU2	1789
1.6	8D2	ALZ			07.99→11.00	Front	4	64	1055	OZA516-AU1	0452
1.6	8D2	ALZ			06.99→11.00	Rear	4	65	700	OZA334-AU1	0474
1.8	8D2	ADR			11.94→11.00	Front	4	48	967	OZA447-E14	0129



Sensor Position is listed as either FRONT (regulating) for pre-catalyst or REAR (diagnostic) for post-catalyst installation



W = Number of Wires

C = Connector Type (see pages 162-170)

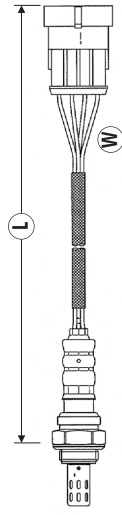
L = Length of Sensor and Lead (mm)

LITRE / MODEL	TYPE	ENGINE TYPE	CHASSIS INFO	GENERAL INFO		SENSOR POSITION	W	C	L	PART NO.	STOCK NO.
AUDI (continued)											
A4											
1.8	8D2	AEB				Front	4	66	1140	OZA447-E25	0494
1.8	8D2	AEB, AJL, APU				Front	4	66	1350	OZA447-E35	0493
1.8	8D2	ADR, AFY, APT, ARG	8D-X-200 001 → Incl. Estate			Front	4	64	1175	OZA659-EE17	0391
1.8T	8D2	ANB, ARK	Incl. Estate			Front	4	64	1175	OZA659-EE17	0391
1.8T	8D2	ANB				Rear	4	65	690	OZA659-EE64	7949
1.8T	8D2/8EC	AVJ, AWT, BFB, BKB, BEX				Rear	4	65	690	OZA659-EE64	7949
1.8 Avant	8D2	AEB	Estate			Front	4	66	1140	OZA447-E25	0494
1.8 Avant	8D2	AEB, AJL, APU	Estate			Front	4	66	1350	OZA447-E35	0493
1.8 Avant Quattro	8D2	ADR	Estate			Front	4	48	985	OZA447-E30	0449
1.8 Avant Quattro	8D2	AEB	Estate			Front	4	66	1140	OZA447-E25	0494
1.8 Avant Quattro	8D2	AEB, AJL, APU	Estate			Front	4	66	1350	OZA447-E35	0493
1.8 Quattro	8D2	ADR, AFY				Front	4	48	985	OZA447-E30	0449
1.8 Quattro	8D2	AEB				Front	4	66	1140	OZA447-E25	0494
1.8 Quattro	8D2	ADR, AFY, APT, ARG	8D-X-200 001 → Incl. Estate			Front	4	64	1175	OZA659-EE17	0391
1.8T Quattro	8D2	ANB, ARK	Incl. Estate			Front	4	64	1175	OZA659-EE17	0391
1.8T Quattro	8D2/8EC	AVJ, AWT, BFB, BKB, BEX				Rear	4	65	690	OZA659-EE64	7949
2.0	8EC	ALT				Rear	4	65	690	OZA659-EE64	7949
2.0 FSI	8EC	AWA				Rear	4	65	690	OZA659-EE64	7949
2.4	8D2	APZ, AML, APS, ARJ	Incl. Estate			Front	4	48	615	OZA659-EE36	1620
2.4	8D2	AML, APS, ARJ				Rear	4	48	1435	OZA659-EE46	5748
2.4	8D2	AML, APS, ARJ			Right Hand Sensor / Bank 1	Rear	4	66	1450	OZA659-EE47	5750
2.4	8E2	AMM, BDV			Left Hand Sensor / Bank 2	Rear	4	64	535	OZA659-EE40	1627
2.4 Quattro	8D2	APZ, AML, APS, ARJ	Incl. Estate			Front	4	48	615	OZA659-EE36	1620
2.4 Cabrio	8H7	BDV				Front	4	64	535	OZA659-EE40	1627
2.6	8D2	ABC				Front	3	26	410	OZA446-E43	0194
2.8	8D2	AAH				Front	3	26	410	OZA446-E43	0194
2.8	8D2	APR, AMX, AOD	Incl. Estate			Front	4	48	615	OZA659-EE36	1620
2.8	8D2	AMX			Right Hand Sensor / Bank 1	Rear	4	48	1435	OZA659-EE46	5748
2.8	8D2	AMX			Left Hand Sensor / Bank 2	Rear	4	66	1450	OZA659-EE47	5750
2.8 Quattro	8D2	APR, AMX, AOD	Incl. Estate			Front	4	48	615	OZA659-EE36	1620
2.8 Quattro	8D2	ACK, ALG	Incl. Estate			Front	4	48	520	OZA448-E31	0151
3.2 FSI	8E2	AUK			Bank 1	Rear	4	84	591	OZA510-AU6	0049
3.2 FSI	8E2	AUK			Bank 2	Rear	4	85	721	OZA510-AU7	0050

LITRE / MODEL	TYPE	ENGINE TYPE	CHASSIS INFO	GENERAL INFO	DATE	SENSOR POSITION	(W)	(C)	(L)	PART NO.	STOCK NO.
AUDI (continued)											
A6											
1.8	4AC4	ADR			06.94→10.97	Front	4	48	550	0ZA447-E16	0259
1.8	4BC5	AEB, AJL			04.97→	Front	4	66	1350	0ZA447-E35	0493
1.8	4BC5	AFY, AJP, AQE, ARH	4B..X..036 901 → Incl. Estate		10.98→04.01	Front	4	64	1175	0ZA659-EE17	0391
1.8T	4BC5	ANB, APU, ARK	Incl. Estate		01.99→04.01	Front	4	64	1175	0ZA659-EE17	0391
1.8T	4BC5	ANB, AWL			01.99→05.04	Rear	4	65	690	0ZA659-EE64	7949
1.8 Avant	4BC5	AEB, AJL	Estate		07.98→	Front	4	66	1350	0ZA447-E35	0493
1.8 Avant Quattro	4BC5	AEB	Estate		02.98→06.98	Front	4	66	1140	0ZA447-E25	0494
1.8 Avant Quattro	4BC5	AEB	Estate		07.98→01.99	Front	4	66	1350	0ZA447-E35	0493
1.8 Avant Quattro	4BC5	AJL	Estate		02.98→06.98	Front	4	66	1140	0ZA447-E25	0494
1.8 Avant Quattro	4BC5	AJL	Estate		07.98→	Front	4	66	1350	0ZA447-E35	0493
1.8 Quattro	4AC4	ADR			10.95→10.97	Front	4	48	550	0ZA447-E16	0259
1.8 Quattro	4BC5	AEB, AJL			04.97→06.98	Front	4	66	1140	0ZA447-E25	0494
1.8 Quattro	4BC5	AEB, AJL			07.98→	Front	4	66	1140	0ZA447-E25	0494
1.8T Quattro	4BC5	ANB, APU, ARK	Incl. Estate		01.99→04.01	Front	4	64	1175	0ZA659-EE17	0391
2.0	4AC4	AAE			06.94→08.96	Front	3	19	975	0ZA445-E7	0269
2.0	4AC4	ACE			06.94→	Front	3	19	975	0ZA446-E2	1855
2.0	4BC5	ALT			06.01→05.04	Rear	4	65	690	0ZA659-EE64	7949
2.3	4AC4	AAR			06.94→	Front	3	19	1215	0ZA446-E16	1859
2.4	4BC5	ALF, AJG, AGA			04.97→	Front	4	48	520	0ZA448-E31	0151
2.4	4BC5	BDV, ASM, AMIM, AML	Incl. Estate		01.00→05.04	Front	4	64	535	0ZA659-EE40	1627
2.4	4BC5	AML		Right Hand Sensor / Bank 1	06.00→05.01	Rear	4	48	1435	0ZA659-EE46	5748
2.4	4BC5	AML		Left Hand Sensor / Bank 2	06.00→05.01	Rear	4	66	1450	0ZA659-EE47	5750
2.4	4BC5	BDW			05.04→	Front	5	91	600	LZA07-AU1	1772
2.4	4BC5	BDW		Bank 1	05.04→	Rear	4	85	971	0ZA510-AU3	1784
2.4	4BC5	BDW		Bank 2	05.04→	Rear	4	84	971	0ZA510-AU2	1783
2.4 Quattro	4BC5	BDV, ASM, AMIM, AML	Incl. Estate		01.00→05.04	Front	4	64	535	0ZA659-EE40	1627
2.4 Avant	4BC5	AGA, ALF, AFS, ARJ, APZ	4B..X..068 801→ Estate Only		09.99→05.04	Front	4	48	615	0ZA659-EE36	1620
2.4 Avant Quattro	4BC5	AFS, ARJ, APZ	4B..X..068 801→ Estate Only		09.99→05.04	Front	4	48	615	0ZA659-EE36	1620
2.6	4AC4	ABC		Non Catalyst	06.94→07.95	Front	3	19	710	0ZA446-E50	0204
2.6	4AC4	ABC			06.94→	Front	3	19	490	0ZA446-E11	1898
2.6 Quattro	4AC4	ABC	4A-S-026 715→		09.94→10.97	Front	3	19	710	0ZA446-E50	0204
2.7 T Quattro	4BC5	AJK	4B..X..068 801→ Incl.Estate		12.98→05.00	Front	4	48	615	0ZA659-EE36	1620



Sensor Position is listed as either FRONT (regulating) for pre-catalyst or REAR (diagnostic) for post-catalyst installation



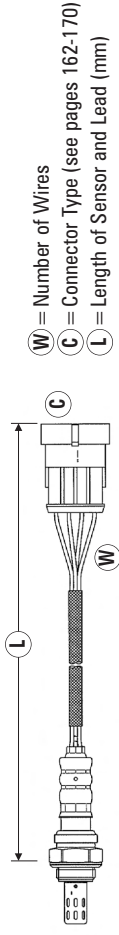
- W** = Number of Wires
C = Connector Type (see pages 162-170)
L = Length of Sensor and Lead (mm)

LITRE / MODEL	TYPE	ENGINE TYPE	CHASSIS INFO	GENERAL INFO	DATE	SENSOR POSITION	W	C	L	PART NO.	STOCK NO.
AUDI (continued)											
A6											
2.8	4AC4	AAH			06.94→10.97	Front	3	19	710	OZA4446-E50	0204
2.8	4BC5	ACK, ALG			04.97→	Front	4	48	520	OZA4448-E31	0151
2.8	4BC5	ATX, ALG, APR, AOD, AMX	Incl. Estate		12.98→05.01	Front	4	48	615	OZA659-EE36	1620
2.8	4BC5	AMX		Right Hand Sensor / Bank 1	06.00→05.01	Rear	4	48	1435	OZA659-EE46	5748
2.8	4BC5	AMX		Left Hand Sensor / Bank 2	06.00→05.01	Rear	4	66	1450	OZA659-EE47	5750
2.8 Quattro	4AC4	AAH, AEJ			06.94→10.97	Front	3	19	710	OZA4446-E50	0204
2.8 Quattro	4BC5	ALG, APR, AMX	Incl. Estate		12.98→05.01	Front	4	48	615	OZA659-EE36	1620
3.0	4BC5	ASN			01.00→05.04	Front	4	64	535	OZA659-EE40	1627
3.0 Quattro	4BC5	ASN			01.00→05.04	Front	4	64	535	OZA659-EE40	1627
3.2 FSI	4BC5	AUK	Incl. Quattro		05.04→	Front	5	91	600	LZA07-AU1	1772
3.2 FSI	4BC5	AUK	Incl. Quattro	Bank 1	05.04→	Rear	4	85	971	OZA510-AU3	1784
3.2 FSI Quattro	4BC5	AUK	Incl. Quattro	Bank 2	05.04→	Rear	4	84	971	OZA510-AU2	1783
4.2 Quattro	4BC5	ASG	Incl. Estate		06.00→05.04	Front	4	48	615	OZA659-EE36	1620
A8											
2.8	4D2/8	AAH			06.94→03.96	Front	3	19	710	OZA4446-E50	0204
2.8	4D2/8	ACK, ALG, AMX, APR, AOD	4D..X..005 001→		10.98→11.02	Front	4	48	615	OZA659-EE36	1620
2.8 Quattro	4D2/8	ACK, AMX, APR, AOD	4D..X..005 001→		10.98→11.02	Front	4	48	615	OZA659-EE36	1620
3.2 FSI	4E	BPK		Bank 1	06.05→	Front	5	98	830	LZA07-AU2	0026
3.2 FSI	4E	BPK		Bank 1	06.05→	Rear	4	84	591	OZA510-AU4	0047
3.2 FSI	4E	BPK		Bank 2	06.05→	Front	5	91	830	LZA07-AU3	0027
3.2 FSI	4E	BPK		Bank 2	06.05→	Rear	4	85	541	OZA510-AU5	0048
3.7	4D2/8	AGW			07.95→	Front	4	48	720	OZA447-E31	0460
3.7 Quattro	4D2/8	AGW			07.95→11.98	Front	4	48	720	OZA447-E31	0460
4.2 Quattro	4D2/8	AE1M			03.94→07.96	Front	4	48	720	OZA447-E31	0460
4.2 Quattro	4D2/8	ABZ			03.94→11.98	Front	4	48	720	OZA447-E31	0460
Allroad											
2.7 T Quattro	4BH	ARE	→4B..1..200 000		05.00→06.01	Front	4	48	615	OZA659-EE36	1620
2.7 T Quattro	4BH	ARE, BES	4B..2..000 001→		07.01→	Front	4	64	535	OZA659-EE40	1627
2.7 T Quattro	4BH	ARE	→ 4B..1..200 000	Right Hand Sensor / Bank 1	05.00→06.01	Rear	4	48	1435	OZA659-EE46	5748
2.7 T Quattro	4BH	ARE	→ 4B..1..200 000	Left Hand Sensor / Bank 2	05.00→06.01	Rear	4	66	1450	OZA659-EE47	5750

LITRE / MODEL	TYPE	ENGINE TYPE	CHASSIS INFO	GENERAL INFO	DATE	SENSOR POSITION	(W)	(C)	(L)	PART NO.	STOCK NO.
AUDI (continued)											
Cabrio											
2.0		ABK		Non Catalyst	01.93→	Front	3	19	975	0ZA4445-E7	0269
2.0		ABK		+ Catalyst	01.93→	Front	3	19	975	0ZA4446-E2	1855
2.0		ACE			05.95→	Front	3	19	975	0ZA4446-E2	1855
2.3		NG			05.91→07.94	Front	3	19	1215	0ZA4446-E16	1859
2.6		ABC			01.94→	Front	3	19	490	0ZA4446-E11	1898
2.8		AAH			11.92→	Front	3	19	710	0ZA4446-E50	0204
Coupe											
1.8		JN			01.85→10.88	Front	1	3	472	0ZA401-E2	1802
1.8		PV			08.86→10.88	Front	3	19	975	0ZA4446-E2	1855
2.0		3A		Non Catalyst	05.89→07.90	Front	3	19	975	0ZA4445-E7	0269
2.0		3A		+ Catalyst	05.89→07.90	Front	3	19	975	0ZA4446-E2	1855
2.0		AAD			08.90→07.91	Front	3	19	975	0ZA4446-E2	1855
2.0		ABK		Non Catalyst	09.91→	Front	3	19	975	0ZA4445-E7	0269
2.0		ABK		+ Catalyst	09.91→	Front	3	19	975	0ZA4446-E2	1855
2.0		ACE			08.92→	Front	3	19	975	0ZA4446-E2	1855
2.2		KX			01.84→10.88	Front	1	3	472	0ZA401-E2	1802
2.2		JT			12.84→10.88	Front	3	19	975	0ZA4446-E2	1855
2.2 S2		ABY		Non Catalyst	10.92→	Front	3	19	975	0ZA4445-E7	0269
2.3 Quattro		NG			08.89→07.94	Front	3	19	1215	0ZA4446-E16	1859
2.3 20V Quattro		7A	→8B-K-020 000		11.88→07.89	Front	3	19	975	0ZA4446-E2	1855
2.3 20V Quattro		7A	8B-L-000 001→		08.89→07.91	Front	3	19	1215	0ZA4446-E16	1859
2.6		ABC		Non Catalyst	08.92→08.94	Front	3	19	710	0ZA4446-E50	0204
2.6		ABC	→8B-S-000 544	+ Catalyst	08.92→08.94	Front	3	19	490	0ZA4446-E11	1898
2.6		ABC	8B-S-000 545→	Non Catalyst	08.94→	Front	3	19	710	0ZA4446-E50	0204
2.6 Quattro		ABC			08.92→08.94	Front	3	19	710	0ZA4446-E50	0204
2.6 Quattro		ABC	8B-S-000 545→	+ Catalyst	08.94→	Front	3	19	710	0ZA4446-E50	0204
2.8		AAH	→8B-P-004 500		09.91→01.93	Front	3	19	490	0ZA4446-E11	1898
2.8		AAH	8B-P-004 501→		01.93→	Front	3	19	710	0ZA4446-E50	0204
2.8 Quattro		AAH	8B-P-004 501→		01.93→	Front	3	19	710	0ZA4446-E50	0204
Quattro											
2.2 Quattro		RR			08.89→07.90	Front	3	19	1215	0ZA4446-E16	1859
2.2 Quattro		RR			08.90→07.91	Front	3	19	975	0ZA4446-E2	1855



Sensor Position is listed as either FRONT (regulating) for pre-catalyst or REAR (diagnostic) for post-catalyst installation

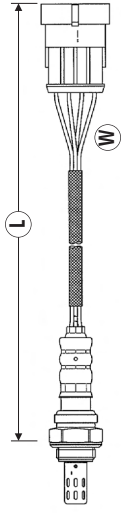


LITRE / MODEL	TYPE	ENGINE TYPE	CHASSIS INFO	GENERAL INFO	DATE	SENSOR POSITION	W	C	L	PART NO.	STOCK NO.
AUDI (continued)											
RS4 Avant											
2.7 RS4 Avant	8D5	ASJ, AZR	Estate Only	380bhp / 280kW	05.00→09.01	Front	4	48	615	OZA659-EE36	1620
2.7 RS4 Avant	8D5	ASJ, AZR	Estate Only	Right Hand Sensor / Bank 1	05.00→09.01	Rear	4	48	1435	OZA659-EE46	5748
2.7 RS4 Avant	8D5	ASJ, AZR	Estate Only	Left Hand Sensor / Bank 2	05.00→09.01	Rear	4	66	1450	OZA659-EE47	5750
RS6											
4.2 RS6		BCY, BRV	Incl. Estate	Right Hand Sensor / Bank 1	07.02→04.04	Rear	4	48	1435	OZA659-EE46	5748
4.2 RS6		BCY, BRV	Incl. Estate	Left Hand Sensor / Bank 2	07.02→04.04	Rear	4	66	1450	OZA659-EE47	5750
S3											
1.8 S3 Quattro	8L1	APY, AMK		210bhp / 154kW	05.99→	Rear	4	65	560	OZA659-EE14	0388
S4											
2.7 S4 Quattro	8D2	AGB	Incl. Estate	265bhp / 195kW	10.97→10.00	Front	4	48	615	OZA659-EE36	1620
2.7 S4 Quattro	8D2	AGB, APB, AZB		Right Hand Sensor / Bank 1	02.99→10.00	Rear	4	48	1435	OZA659-EE46	5748
2.7 S4 Quattro	8D2	AGB, APB, AZB		Left Hand Sensor / Bank 2	08.98→09.01	Rear	4	66	1450	OZA659-EE47	5750
S6											
2.2 S6		AAN		Non Catalyst	06.94→	Front	3	19	975	OZA445-E7	0269
2.2 S6		AAN		+ Catalyst	06.94→	Front	3	19	975	OZA446-E2	1855
4.2 S6	4BC5	ANK, AQJ	Incl. Estate		09.99→05.04	Front	4	48	615	OZA659-EE36	1620
S8											
4.2 S8 Quattro		AHC			07.96→06.99	Front	4	48	720	OZA447-E31	0460
TT											
1.8T Coupe	8N3	APP		180bhp / 132kW	02.99→	Rear	4	65	560	OZA659-EE14	0388
1.8T Coupe	8N3	AUM		150bhp / 110kW	09.02→06.06	Rear	4	64	975	OZA659-EE1	0375
1.8T Coupe	8N3	AUQ		180bhp / 132kW	09.02→06.06	Rear	4	64	975	OZA659-EE1	0375
1.8T Roadster	8N9	AUM		150bhp / 110kW	09.02→06.06	Rear	4	64	975	OZA659-EE1	0375
1.8T Roadster	8N9	AUQ		180bhp / 132kW	09.02→06.06	Rear	4	64	975	OZA659-EE1	0375
1.8T Roadster	8N9	APP		180bhp / 132kW	08.99→	Rear	4	65	560	OZA659-EE14	0388
V8											
3.6		PT		Non Catalyst	10.88→11.93	Front	3	19	975	OZA445-E7	0269
3.6		PT		+ Catalyst	10.88→11.93	Front	3	19	975	OZA446-E2	1855
4.2		ABH		Non Catalyst	10.91→11.93	Front	3	19	975	OZA445-E7	0269
4.2		ABH		+ Catalyst	10.91→11.93	Front	3	19	975	OZA446-E2	1855

LITRE / MODEL	TYPE	ENGINE TYPE	CHASSIS INFO	GENERAL INFO	DATE	SENSOR POSITION	(W)	(C)	(L)	PART NO.	STOCK NO.
BMW											
1 Series E87											
1.6 116i	E87	N45B16			09.04→	Front	4	54	591	OZA600-BM2	1845
1.6 116i	E87	N45B16			09.04→	Rear	4	54	431	OZA600-BM5	1846
2.0 120i	E87	N46B20 OL		Cyl. 1 + 4 ONLY	06.04→	Rear	4	54	431	OZA600-BM5	1846
2.0 120i	E87	N46B20 OL		Cyl. 2 + 3 ONLY	06.04→10.04	Rear	4	54	241	OZA600-BM7	1847
2.0 120i	E87	N46B20 OL		Cyl. 2 + 3 ONLY	11.04→	Rear	4	54	241	OZA600-BM8	0069
3 Series E30											
1.6 316i	E30	M40B16	Incl. Touring		09.88→04.94	Front	4	35	910	OZA572-E12	0273
1.8 318i	E30	M40B18			04.89→04.94	Front	4	35	910	OZA572-E12	0273
1.8 318iS	E30	M42B18			09.89→08.90	Front	4	35	730	OZA572-E3	0264
2.0 320i	E30	M20B20			10.87→03.93	Front	4	35	510	OZA572-E2	0252
2.5 325i	E30	M20B25			10.87→10.93	Front	4	35	510	OZA572-E2	0252
3 Series E36											
1.6 316i	E36	M40B16 (Kat.)		Siemens System - Titania Sensor	09.90→	Front	4	54	968	OTA7N-5D3	1991
1.6 316i	E36	M40B16			12.90→02.94	Front	4	35	540	OZA572-E8	0209
1.6 316i	E36	M43B16	Incl. Coupe/Touring	Siemens System - Titania Sensor	07.93→	Front	4	54	968	OTA7N-5D3	1991
1.6 316i	E36	M43B16	Incl. Coupe		09.93→12.98	Front	4	47	570	OZA572-E14	0408
1.6 316i	E36	M43B16			09.93→09.95	Front	4	35	540	OZA572-E8	0209
1.6 316i Compact	E36	M40B16		Siemens System - Titania Sensor	03.94→	Front	4	54	968	OTA7N-5D3	1991
1.6 316i Compact	E36	M43B16			03.94→09.95	Front	4	35	540	OZA572-E8	0209
1.6 316i Compact	E36	M43B16			10.95→09.00	Front	4	47	570	OZA572-E14	0408
1.6 316i Compact	E36	M43B16			01.99→09.00	Front	4	68	340	OZA447-E28	0427
1.9 316i Compact	E36	M43B18			12.98→08.00	Rear	4	69	730	OZA660-EE5	5662
1.8 318i	E36	M40B18 (Kat.)		Siemens System - Titania Sensor	12.90→	Front	4	54	968	OTA7N-5D3	1991
1.8 318i	E36	M40B18			12.90→02.94	Front	4	35	540	OZA572-E8	0209
1.8 318i	E36	M43B18	Incl. Cabrio/Touring	Siemens System - Titania Sensor	09.93→12.99	Front	4	35	540	OZA572-E8	0209
1.8 318i	E36	M43B18	Incl. Cabrio/Touring	Siemens System - Titania Sensor	10.93→	Front	4	54	968	OTA7N-5D3	1991
1.8 318i	E36	M43B18			10.95→12.98	Front	4	47	570	OZA572-E14	0408
1.8 318iS	E36	M42B18	Incl. Coupe		03.92→12.98	Front	4	35	540	OZA572-E8	0209
1.8 318iS	E36	M42B18	Incl. Coupe	Siemens System - Titania Sensor	03.92	Front	4	54	968	OTA7N-5D3	1991
1.8 318ti Compact	E36	M42B18		Siemens System - Titania Sensor	10.94→11.95	Front	4	35	540	OZA572-E8	0209
1.8 318ti Compact	E36	M42B18		Siemens System - Titania Sensor	11.94→	Front	4	54	968	OTA7N-5D3	1991
1.9 318iS	E36	M44B19	Incl. Coupe		09.94→12.99	Front	4	68	340	OZA447-E28	0427
1.9 318iS	E36	M44B19	Incl. Coupe	Siemens System - Titania Sensor	09.95→12.99	Front	4	54	968	OTA7N-5D3	1991



Sensor Position is listed as either FRONT (regulating) for pre-catalyst or REAR (diagnostic) for post-catalyst installation



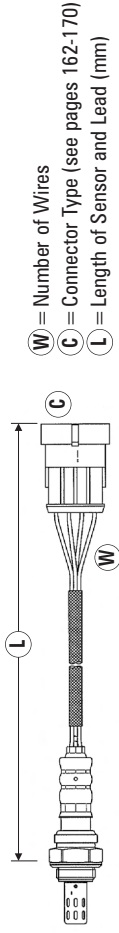
- W = Number of Wires
 C = Connector Type (see pages 162-170)
 L = Length of Sensor and Lead (mm)

LITRE / MODEL	TYPE	ENGINE TYPE	CHASSIS INFO	GENERAL INFO	DATE	SENSOR POSITION	W	C	L	PART NO.	STOCK NO.
BMW (continued)											
3 Series E36											
1.9 318is	E36	M44B19	Incl. Coupe		12.95→12.99	Rear	4	69	730	OZA660-EE5	5662
1.9 318ti Compact	E36	M44B19		Siemens System - Titania Sensor	07.95→09.00	Front	4	54	968	OTA7N-5D3	1991
1.9 318ti Compact	E36	M44B19			12.95→09.00	Front	4	68	340	OZA447-E28	0427
1.9 318ti Compact	E36	M44B19			12.95→08.00	Rear	4	69	730	OZA660-EE5	5662
2.0 320i	E36	M50B20 6 S2 (Vanos)	Incl. Coupe/Cabrio	Siemens System - Titania Sensor	09.90→09.98	Front	4	54	968	OTA7N-5D3	1991
2.0 320i	E36	M50B20		Manual Transmission Only	09.90→08.92	Front	4	35	400	OZA572-E5	0242
2.0 320i	E36	M50B20		Auto Transmission Only	09.90→08.92	Front	4	35	540	OZA572-E8	0209
2.0 320i	E36	M52B20		Siemens System Titania Sensor / Manual Only	09.92→08.94	Front	4	52	398	OTA7H-3A2	1943
2.0 320i	E36	M50B20	Incl. Coupe/Cabrio	Siemens System Titania Sensor / Auto Only	09.92→12.95	Front	4	52	238	OTA7N-5B1	1973
2.0 320i	E36	M52B20	Incl. Coupe/Cabrio	Siemens System - Titania Sensor	09.94→09.95	Front	4	47	968	OTA7N-5C1	1963
2.0 320i	E36	M52B20		Siemens System - Titania Sensor	09.95→09.99	Front	4	54	968	OTA7H-5A1	0486
2.0 320i Touring	E36	M52B20 6 S3 (Vanos)		Siemens System - Titania Sensor	01.95→	Front	4	54	968	OTA7N-5D3	1991
2.0 320i Touring	E36	20 6 S3		Siemens System - Titania Sensor	01.95→09.95	Front	4	47	968	OTA7N-5C1	1963
2.5 323i	E36	M52B25 (Vanos)	Incl. Coupe/Cabrio/Touring	Siemens System - Titania Sensor	03.95→	Front	4	54	968	OTA7N-5D3	1991
2.5 323i	E36	M52B25		Siemens System - Titania Sensor	06.95→09.99	Front	4	54	968	OTA7H-5A1	0486
2.5 323i	E36	M52B25	Incl. Coupe/Cabrio	Siemens System - Titania Sensor	06.95→09.95	Front	4	47	968	OTA7N-5C1	1963
2.5 323ti Compact	E36	M52B25 (Vanos)		Siemens System - Titania Sensor	08.97→	Front	4	54	968	OTA7N-5D3	1991
2.5 323ti Compact	E36	M52B25		Siemens System - Titania Sensor	01.99→08.00	Front	4	54	388	OTA7N-5D1	1974
2.5 325i	E36	M52B25 (Vanos)	Incl. Coupe/Cabrio	Siemens System - Titania Sensor	09.90→	Front	4	54	968	OTA7N-5D3	1991
2.5 325i	E36	M50B25		Manual Transmission Only	09.90→1998	Front	4	35	400	OZA572-E5	0242
2.5 325i	E36	M50B25		Auto Transmission Only	09.90→1998	Front	4	35	540	OZA572-E8	0209
2.8 328i	E36	M52B28	Incl. Touring	Siemens System - Titania Sensor, refer to OE No.	01.95→	Front	4	54	968	OTA7N-5D3	1991
2.8 328i	E36	M52B28	Incl. Coupe/Cabrio/Touring	Siemens System - Titania Sensor, refer to OE No.	01.95→09.99	Front	4	54	968	OTA7H-5A1	0486
2.8 328i	E36	M52B28		Siemens System - Titania Sensor, refer to OE No.	01.95→09.95	Front	4	47	968	OTA7N-5C1	1963
2.8 328i Cabrio	E36	M52B28		Siemens System - Titania Sensor, refer to OE No.	03.95→09.95	Front	4	47	968	OTA7N-5C1	1963
2.8 328i Cabrio	E36	M52B28		Siemens System - Titania Sensor, refer to OE No.	03.95→09.95	Front	4	54	968	OTA7N-5D3	1991
3.0 M3	E36	S50B30		Left Hand sensor only	01.94→12.95	Front	4	35	540	OZA572-E8	0209
3.0 M3	E36	S50B30	Incl. Coupe/Cabrio	Siemens System - Titania Sensor	08.92→	Front	4	54	968	OTA7N-5D3	1991
3.2 M3 Evo	E36	S50B32	Incl. Coupe/Cabrio	Siemens System - Titania Sensor	09.95→	Front	4	54	968	OTA7N-5D3	1991
3 Series E46											
1.6 316i	E46	M43B16			04.98→	Front	4	68	340	OZA447-E28	0427
1.6 316i	E46	M43B16 (16 4 E3)			04.98→09.02	Rear	4	69	730	OZA660-EE5	5662

LITRE / MODEL	TYPE	ENGINE TYPE	CHASSIS INFO	GENERAL INFO	DATE	SENSOR POSITION	(W)	(C)	(L)	PART NO.	STOCK NO.
BMW (continued)											
3 Series E46											
1.6 316 Ci Coupe	E46	M43B16			10.99→	Front	4	68	340	OZA447-E28	0427
1.6 316 Ci Coupe	E46	M43B16 (16 4 E3)			04.00→09.02	Rear	4	69	730	OZA660-EE5	5662
1.9 316i	E46	M43B18 (19 4 E1)			09.98→09.02	Rear	4	69	730	OZA660-EE5	5662
1.9 318i	E46	M43B19			04.98→09.01	Front	4	68	340	OZA447-E28	0427
1.9 318i	E46	M43B19			04.98→09.01	Rear	4	69	730	OZA660-EE5	5662
1.9 318 Ci Coupe	E46	M43B19			04.99→09.01	Front	4	68	340	OZA447-E28	0427
1.9 318 Ci Coupe	E46	M43B19			11.99→09.01	Rear	4	69	730	OZA660-EE5	5662
1.9 318i Touring	E46	M43B19			10.99→09.01	Front	4	68	340	OZA447-E28	0427
1.9 318i Touring	E46	M43B19			10.99→09.01	Rear	4	69	730	OZA660-EE5	5662
2.0 320i	E46	M52B20			03.98→	Front	4	68	290	OZA447-E27	0416
2.0 320i	E46	M52B20			04.98→	Rear	4	69	975	OZA447-E29	0438
2.0 320 Ci Coupe	E46	M52B20			04.98→	Front	4	68	290	OZA447-E27	0416
2.0 320 Ci Coupe	E46	M52B20			04.98→	Rear	4	69	975	OZA447-E29	0438
2.0 320 Ci Coupe	E46	M54226S1		Cyl. 1-3	09.00→	Front	4	68	550	OZA660-EE19	5716
2.0 320 Ci Coupe	E46	M54226S1		Cyl. 4-6	09.00→	Front	4	68	970	OZA660-EE17	5713
2.0 320i Touring	E46	M52B20			10.99→	Front	4	68	290	OZA447-E27	0416
2.0 320i Touring	E46	M52B20			10.99→	Rear	4	69	975	OZA447-E29	0438
2.0 320i Touring	E46	M54226S1		Cyl. 1-3	09.00→	Front	4	68	550	OZA660-EE19	5716
2.0 320i Touring	E46	M54226S1		Cyl. 4-6	09.00→	Front	4	68	970	OZA660-EE17	5713
2.2 320i	E46	M54			09.00→	Front	4	68	290	OZA447-E27	0416
2.2 320i	E46	M54			09.00→	Rear	4	69	975	OZA447-E29	0438
2.2 320 Ci Cabrio	E46	M54			09.00→	Front	4	68	290	OZA447-E27	0416
2.2 320 Ci Cabrio	E46	M54			09.00→	Rear	4	69	975	OZA447-E29	0438
2.2 320 Ci Cabrio	E46	M54			09.00→	Front	4	68	290	OZA447-E27	0416
2.2 320 Ci Cabrio	E46	M54			09.00→	Rear	4	69	975	OZA447-E29	0438
2.2 320 Ci Cabrio	E46	M54B22 / M54226S1		Cyl. 1-3	09.00→	Front	4	68	550	OZA660-EE19	5716
2.2 320 Ci Cabrio	E46	M54B22 / M54226S1		Cyl. 4-6	09.00→	Front	4	68	970	OZA660-EE17	5713
2.2 320i Touring	E46	M54			09.00→	Front	4	68	290	OZA447-E27	0416
2.2 320i Touring	E46	M54			09.00→	Rear	4	69	975	OZA447-E29	0438
2.5 323i	E46	M52B25			03.98→09.00	Front	4	68	290	OZA447-E27	0416
2.5 323i	E46	M52B25			04.98→09.00	Rear	4	69	975	OZA447-E29	0438
2.5 323i	E46	M52B25 (Vanos)			03.98→09.00	Front	4	68	970	OZA660-EE17	5713



Sensor Position is listed as either FRONT (regulating) for pre-catalyst or REAR (diagnostic) for post-catalyst installation

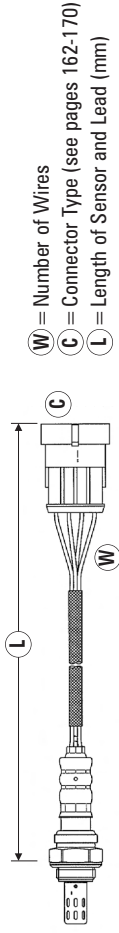


LITRE / MODEL		TYPE	ENGINE TYPE	CHASSIS INFO	GENERAL INFO		SENSOR POSITION	W	C	L	PART NO.	STOCK NO.
BMW (continued)												
3 Series E46												
2.5 323i		E46	M52B25 (Vanos)				Rear	4	69	730	OZA660-EE5	5662
2.5 323i Touring		E46	M52B25				Front	4	68	290	OZA447-E27	0416
2.5 323 Ci Cabrio		E46	M52B25				Front	4	68	290	OZA447-E27	0416
2.5 323 Ci Cabrio		E46	M52B25				Rear	4	69	975	OZA447-E29	0438
2.5 323 Ci Cabrio		E46	M52B25 (Vanos)				Front	4	68	970	OZA660-EE17	5713
2.5 323 Ci Cabrio		E46	M52B25 (Vanos)				Rear	4	69	730	OZA660-EE5	5662
2.5 323 Ci Coupe		E46	M52B25 (Vanos)				Front	4	68	970	OZA660-EE17	5713
2.5 323 Ci Coupe		E46	M52B25 (Vanos)				Rear	4	69	730	OZA660-EE5	5662
2.5 325i		E46	25 6 S5				Front	4	68	290	OZA447-E27	0416
2.5 325i		E46	25 6 S5				Rear	4	69	975	OZA447-E29	0438
2.5 325i		E46	M54256S5		Cyl. 1-3		Front	4	68	550	OZA660-EE19	5716
2.5 325i		E46	M54256S5		Cyl. 4-6		Front	4	68	970	OZA660-EE17	5713
2.5 325 Ci Cabrio		E46	25 6 S5				Front	4	68	290	OZA447-E27	0416
2.5 325 Ci Cabrio		E46	25 6 S5				Rear	4	69	975	OZA447-E29	0438
2.5 325 Ci Cabrio		E46	M54256S5		Cyl. 1-3		Front	4	68	550	OZA660-EE19	5716
2.5 325 Ci Cabrio		E46	M54256S5		Cyl. 4-6		Front	4	68	970	OZA660-EE17	5713
2.5 325ti Compact		E46	M54256S5		Cyl. 1-3		Front	4	68	550	OZA660-EE19	5716
2.5 325ti Compact		E46	M54256S5		Cyl. 4-6		Front	4	68	970	OZA660-EE17	5713
2.5 325 Ci Coupe		E46	25 6 S5				Front	4	68	290	OZA447-E27	0416
2.5 325 Ci Coupe		E46	25 6 S5				Rear	4	69	975	OZA447-E29	0438
2.5 325 Ci Coupe		E46	M54256S5		Cyl. 1-3		Front	4	68	550	OZA660-EE19	5716
2.5 325 Ci Coupe		E46	M54256S5		Cyl. 4-6		Front	4	68	970	OZA660-EE17	5713
2.5 325i Touring		E46	25 6 S5				Front	4	68	290	OZA447-E27	0416
2.5 325i Touring		E46	25 6 S5				Rear	4	69	975	OZA447-E29	0438
2.5 325i Touring		E46	M54256S5		Cyl. 1-3		Front	4	68	550	OZA660-EE19	5716
2.5 325i Touring		E46	M54256S5		Cyl. 4-6		Front	4	68	970	OZA660-EE17	5713
2.8 328i		E46	M52B28				Front	4	68	290	OZA447-E27	0416
2.8 328i		E46	M52B28				Rear	4	69	975	OZA447-E29	0438
2.8 328i		E46	M52B28				Front	4	68	970	OZA660-EE17	5713
2.8 328i		E46	M52B28				Rear	4	69	730	OZA660-EE5	5662
2.8 328 Ci Coupe		E46	M52B28				Front	4	68	290	OZA447-E27	0416
2.8 328 Ci Coupe		E46	M52B28				Rear	4	69	975	OZA447-E29	0438

LITRE / MODEL	TYPE	ENGINE TYPE	CHASSIS INFO	GENERAL INFO	DATE	SENSOR POSITION	(W)	(C)	(L)	PART NO.	STOCK NO.
BMW (continued)											
3 Series E46											
2.8 328 Ci Coupe	E46	M52B28			04.99→06.00	Front	4	68	970	OZA660-EE17	5713
2.8 328 Ci Coupe	E46	M52B28			04.99→06.00	Rear	4	69	730	OZA660-EE5	5662
2.8 328i Touring	E46	M52B28			10.99→09.00	Front	4	68	290	OZA447-E27	0416
2.8 328i Touring	E46	M52B28			10.99→09.00	Rear	4	69	975	OZA447-E29	0438
2.8 328i Touring	E46	M52B28			10.99→06.00	Front	4	68	970	OZA660-EE17	5713
2.8 328i Touring	E46	M52B28			10.99→06.00	Rear	4	69	730	OZA660-EE5	5662
3.0 330i	E46	30 6 S3			05.00→	Front	4	68	290	OZA447-E27	0416
3.0 330i	E46	30 6 S3			05.00→	Rear	4	69	975	OZA447-E29	0438
3.0 330i	E46	M54306S3			06.00→09.00	Front	4	68	970	OZA660-EE17	5713
3.0 330i	E46	M54306S3			06.00→09.00	Rear	4	69	730	OZA660-EE5	5662
3.0 330i	E46	M54306S3		Cyl. 1-3	10.00→03.05	Front	4	68	550	OZA660-EE19	5716
3.0 330i	E46	M54306S3		Cyl. 4-6	10.00→03.05	Front	4	68	970	OZA660-EE17	5713
3.0 330 Ci Cabrio	E46	30 6 S3			05.00→	Front	4	68	290	OZA447-E27	0416
3.0 330 Ci Cabrio	E46	30 6 S3			05.00→	Rear	4	69	975	OZA447-E29	0438
3.0 330 Ci Cabrio	E46	M54306S3			06.00→09.00	Front	4	68	970	OZA660-EE17	5713
3.0 330 Ci Cabrio	E46	M54306S3			06.00→09.00	Rear	4	69	730	OZA660-EE5	5662
3.0 330 Ci Cabrio	E46	M54306S3		Cyl. 1-3	10.00→	Front	4	68	550	OZA660-EE19	5716
3.0 330 Ci Cabrio	E46	M54306S3		Cyl. 4-6	10.00→	Front	4	68	970	OZA660-EE17	5713
3.0 330 Ci Coupe	E46	30 6 S3			05.00→	Front	4	68	290	OZA447-E27	0416
3.0 330 Ci Coupe	E46	30 6 S3			05.00→	Rear	4	69	975	OZA447-E29	0438
3.0 330 Ci Coupe	E46	M54306S3			06.00→09.00	Front	4	68	970	OZA660-EE17	5713
3.0 330 Ci Coupe	E46	M54306S3			06.00→09.00	Rear	4	69	730	OZA660-EE5	5662
3.0 330 Ci Coupe	E46	M54306S3		Cyl. 1-3	10.00→	Front	4	68	550	OZA660-EE19	5716
3.0 330 Ci Coupe	E46	M54306S3		Cyl. 4-6	10.00→	Front	4	68	970	OZA660-EE17	5713
3.0 330i Touring	E46	30 6 S3			05.00→	Front	4	68	290	OZA447-E27	0416
3.0 330i Touring	E46	30 6 S3			05.00→	Rear	4	69	975	OZA447-E29	0438
3.0 330i Touring	E46	M54306S3			06.00→09.00	Front	4	68	970	OZA660-EE17	5713
3.0 330i Touring	E46	M54306S3			06.00→09.00	Rear	4	69	730	OZA660-EE5	5662
3.0 330i Touring	E46	M54306S3		Cyl. 1-3	10.00→	Front	4	68	550	OZA660-EE19	5716
3.0 330i Touring	E46	M54306S3		Cyl. 4-6	10.00→	Front	4	68	970	OZA660-EE17	5713
5 Series E34											
1.8 518i	E34	M40B18			09.89→12.95	Front	4	35	910	OZA572-E12	0273
1.8 518i	E34	M43B18			12.93→12.95	Front	4	35	910	OZA572-E12	0273



Sensor Position is listed as either FRONT (regulating) for pre-catalyst or REAR (diagnostic) for post-catalyst installation



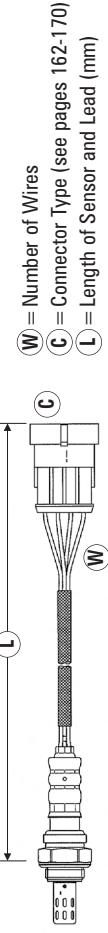
W = Number of Wires
 C = Connector Type (see pages 162-170)
 L = Length of Sensor and Lead (mm)

LITRE / MODEL	TYPE	ENGINE TYPE	CHASSIS INFO	GENERAL INFO	DATE	SENSOR POSITION	W	C	L	PART NO.	STOCK NO.
BMW (continued)											
5 Series E34											
1.8 518i Touring	E34	M40B18		Manual Transmission Only	03.93→12.95	Front	4	35	910	OZA572-E12	0273
1.8 518i Touring	E34	M43B18			12.93→12.95	Front	4	35	910	OZA572-E12	0273
2.0 520i	E34	M50B20			09.89→06.92	Front	4	35	1420	OZA572-E4	0295
2.0 520i	E34	M50B20		Siemens System - Titania Sensor	09.92→08.95	Front	4	52	1408	0TA7H-3A1	1932
2.0 520i	E34	M50B20		Bosch	09.89→09.95	Front	4	35	1445	OZA660-EE14	5707
2.0 520i Touring	E34	M50B20		Bosch	11.91→12.96	Front	4	35	1445	OZA660-EE14	5707
2.5 525i	E34	M50B25			09.89→12.95	Front	4	35	1420	OZA572-E4	0295
3.0 530i	E34	M30B30			01.88→02.90	Front	4	35	1490	OZA527-E27	0466
3.0 530i	E34	M60B30			09.92→06.94	Front	4	35	540	OZA572-E8	0209
3.4 535i	E34	M30B35			01.88→12.93	Front	4	35	1490	OZA527-E27	0466
3.5 M5	E34	S38B36			10.88→12.92	Front	4	35	1490	OZA527-E27	0466
3.8 M5	E34	S38B36			03.92→12.95	Front	4	35	1490	OZA527-E27	0466
3.8 M5 Touring	E34	S38B36			04.92→12.95	Front	4	35	1490	OZA527-E27	0466
4.0 540i	E34	M60B40			09.92→06.94	Front	4	35	540	OZA572-E8	0209
5 Series E39											
2.0 520i	E39	M52B20			09.95→09.00	Front	4	68	290	OZA447-E27	0416
2.0 520i	E39	M52B20			09.95→09.00	Rear	4	69	975	OZA447-E29	0438
2.0 520i	E39	M52B20		Siemens System - Titania Sensor	02.96→09.99	Front	4	54	968	0TA7H-5A1	0486
2.0 520i	E39	M52B (20 6 S3/S4) Vanos			10.98→09.00	Front	4	68	970	OZA660-EE17	5713
2.0 520i Touring	E39	M52B20			12.96→09.00	Front	4	68	290	OZA447-E27	0416
2.0 520i Touring	E39	M52B20			12.96→09.00	Rear	4	69	975	OZA447-E29	0438
2.0 520i Touring	E39	M52B (20 6 S3/S4) Vanos			10.98→09.00	Front	4	68	970	OZA660-EE17	5713
2.2 520i	E39	M54			09.00→	Front	4	68	290	OZA447-E27	0416
2.2 520i	E39	M54B22		Cyl. 1-3	09.00→07.03	Front	4	68	550	OZA660-EE19	5716
2.2 520i	E39	M54			09.00→	Rear	4	69	975	OZA447-E29	0438
2.2 520i Touring	E39	M54			09.00→	Front	4	68	290	OZA447-E27	0416
2.2 520i Touring	E39	M54B22			09.00→05.04	Front	4	68	550	OZA660-EE19	5716
2.2 520i Touring	E39	M54			09.00→	Rear	4	69	975	OZA447-E29	0438
2.5 523i	E39	M52B25		Siemens System - Titania Sensor	09.95→09.99	Front	4	54	968	0TA7H-5A1	0486
2.5 523i	E39	M52B25			09.95→09.00	Front	4	68	290	OZA447-E27	0416
2.5 523i	E39	M52B25 (Vanos)			10.98→09.00	Front	4	68	970	OZA660-EE17	5713

LITRE / MODEL	TYPE	ENGINE TYPE	CHASSIS INFO	GENERAL INFO	DATE	SENSOR POSITION	(W)	(C)	(L)	PART NO.	STOCK NO.
BMW (continued)											
5 Series E39											
2.5 523i	E39	M52B25			09.95→09.00	Rear	4	69	975	OZA447-E29	0438
2.5 523i Touring	E39	M52B25			12.96→09.00	Front	4	68	290	OZA447-E27	0416
2.5 523i Touring	E39	M52B25 (Vanos)			10.98→09.00	Front	4	68	970	OZA660-EE17	5713
2.5 523i Touring	E39	M52B25			01.97→09.00	Rear	4	69	975	OZA447-E29	0438
2.5 525i	E39	25 6 S5			09.00→	Front	4	68	290	OZA447-E27	0416
2.5 525i	E39	M54256S5			09.00→07.03	Front	4	68	550	OZA660-EE19	5716
2.5 525i	E39	25 6 S5			09.00→	Rear	4	69	975	OZA447-E29	0438
2.5 525i Touring	E39	25 6 S5			09.00→	Front	4	68	290	OZA447-E27	0416
2.5 525i Touring	E39	M54256S5			09.00→05.04	Front	4	68	550	OZA660-EE19	5716
2.5 525i Touring	E39	25 6 S5			09.00→	Rear	4	69	975	OZA447-E29	0438
2.8 528i	E39	M52B28		Siemens System - Titania Sensor	09.95→09.99	Front	4	54	968	01A7H-5A1	0486
2.8 528i	E39	M52B28		2 Required per Vehicle. RHD models	10.98→09.00	Front	4	68	970	OZA660-EE17	5713
2.8 528i	E39	M52B28			09.95→09.00	Front	4	68	290	OZA447-E27	0416
2.8 528i	E39	M52B28			09.95→09.00	Rear	4	69	975	OZA447-E29	0438
2.8 528i Touring	E39	M52B28			01.97→09.00	Front	4	68	290	OZA447-E27	0416
2.8 528i Touring	E39	M52B28		2 Required per Vehicle. RHD models	10.98→09.00	Front	4	68	970	OZA660-EE17	5713
2.8 528i Touring	E39	M52B28			01.97→09.00	Rear	4	69	975	OZA447-E29	0438
3.0 530i	E39	30 6 S3			09.00→	Front	4	68	290	OZA447-E27	0416
3.0 530i	E39	M54306S3			09.00→07.03	Front	4	68	550	OZA660-EE19	5716
3.0 530i	E39	30 6 S3			09.00→	Rear	4	69	975	OZA447-E29	0438
3.0 530i Touring	E39	30 6 S3			09.00→	Front	4	68	290	OZA447-E27	0416
3.0 530i Touring	E39	M54306S3			09.00→05.04	Front	4	68	550	OZA660-EE19	5716
3.0 530i Touring	E39	30 6 S3			09.00→	Rear	4	69	975	OZA447-E29	0438
3.5 535i	E39	M62B35			01.96→	Front	4	68	340	OZA447-E28	0427
4.4 540i	E39	M62B44			01.96→09.98	Front	4	68	290	OZA447-E27	0416
4.4 540i	E39	M62B44			10.98→	Front	4	68	340	OZA447-E28	0427
4.4 540i Touring	E39	M62B44			→09.98	Front	4	68	340	OZA447-E28	0427
4.4 540i Touring	E39	M62B44			10.98→	Front	4	68	290	OZA447-E27	0416
5.0 M5	E39	50 8 S1			10.98→	Front	4	68	290	OZA447-E27	0416
5 Series E60											
2.2 520i	E60	M54226S1			07.03→03.05	Front	4	68	550	OZA660-EE19	5716
2.5 525i	E60	M54256S5			09.03→03.05	Front	4	68	550	OZA660-EE19	5716



Sensor Position is listed as either FRONT (regulating) for pre-catalyst or REAR (diagnostic) for post-catalyst installation



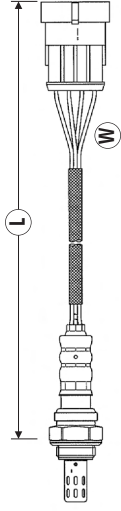
W = Number of Wires
 C = Connector Type (see pages 162-170)
 L = Length of Sensor and Lead (mm)

LITRE / MODEL	TYPE	ENGINE TYPE	CHASSIS INFO	GENERAL INFO	DATE	SENSOR POSITION	W	C	L	PART NO.	STOCK NO.
BMW (continued)											
5 Series E60											
2.5 525i Touring	E60	M54256S5			05.04→03.05	Front	4	68	550	OZA660-EE19	5716
3.0 530i	E60	M54306S3			07.03→03.05	Front	4	68	550	OZA660-EE19	5716
6 Series E24											
3.4 635 CSI	E24	M30B35			01.85→05.89	Front	4	35	1490	OZA527-E27	0466
3.4 635 CSI	E24	M30B35			04.85→09.90	Front	4	35	1490	OZA527-E27	0466
3.4 635 CSI	E24	M30B35			08.87→05.89	Front	4	35	1490	OZA527-E27	0466
7 Series E32											
3.0 730i,iL	E32	M30B30			12.86→09.94	Front	4	35	1490	OZA527-E27	0466
3.0 730i,iL	E32	M30B30			12.86→09.94	Front	4	35	1490	OZA527-E27	0466
3.0 730i	E32	M60B30	Manual Transmission Only		04.92→10.94	Front	4	35	540	OZA572-E8	0209
3.0 730i	E32	M60B30	Auto Transmission Only		04.92→10.94	Front	4	35	540	OZA572-E8	0209
3.4 735i,iL	E32	M30B35			09.86→09.92	Front	4	35	1490	OZA527-E27	0466
3.4 735i,iL	E32	M30B35			09.86→12.87	Front	4	35	1490	OZA527-E27	0466
4.0 740i	E32	M60B40			04.92→10.94	Front	4	35	540	OZA572-E8	0209
5.0 750i	E32	M70B50			09.87→10.94	Front	4	35	540	OZA572-E8	0209
7 Series E38											
2.8 728i	E38	M52B28		Siemens System - Titania Sensor	09.95→09.99	Front	4	54	968	0TA7H-5A1	0486
2.8 728i, iL	E38	M52B28			09.95→	Rear	4	69	975	OZA447-E29	0438
2.8 728i, iL	E38	M52B28			10.98→	Front	4	68	290	OZA447-E27	0416
2.8 728i, iL	E38	M52B28		2 Required per Vehicle. RHD models	10.98→11.01	Front	4	68	970	OZA660-EE17	5713
3.0 730i, iL	E38	M60B30			10.94→	Front	4	47	570	OZA572-E14	0408
3.0 730i, iL	E38	M60B30			10.94→	Front	4	47	570	OZA572-E14	0408
3.5 735i, iL	E38	M62B35			09.94→	Front	4	68	340	OZA447-E28	0427
3.5 735i, iL	E38	M62B35			09.94→	Front	4	68	290	OZA447-E27	0416
4.0 740i, iL	E38	M60B40			10.94→12.95	Front	4	47	570	OZA572-E14	0408
4.4 740i, iL	E38	M62B44			01.96→09.98	Front	4	68	340	OZA447-E28	0427
4.4 740i, iL	E38	M62B44			10.98→	Front	4	68	290	OZA447-E27	0416
5.4 750i, iL	E38	M73B54			06.94→11.01	Front	4	68	290	OZA447-E27	0416
5.4 750i, iL	E38	M73B54			10.98→11.01	Rear	4	69	730	OZA660-EE5	5662

LITRE / MODEL	TYPE	ENGINE TYPE	CHASSIS INFO	GENERAL INFO	DATE	SENSOR POSITION	(W)	(C)	(L)	PART NO.	STOCK NO.
BMW (continued)											
8 Series E31											
4.0 840 Ci	E31	M60B40		Auto Transmission Only	04.93→09.93	Front	4	47	350	OZA572-E6	1777
4.0 840 Ci	E31	M60B40		Manual Transmission Only	04.93→	Front	4	35	540	OZA572-E8	0209
4.4 840 Ci	E31	M62B44			09.94→12.99	Front	4	68	340	OZA447-E28	0427
5.0 850 Ci	E31	M70B50			04.90→12.94	Front	4	35	540	OZA572-E8	0209
5.4 850 Ci	E31	M73B54			03.94→12.99	Front	4	68	290	OZA447-E27	0416
5.6 850 CSI	E31	M70B56			08.92→10.96	Front	4	35	910	OZA572-E12	0273
M Power 3 Series E36											
3.0 M3	E36	S50B30	Incl. Cabriolet & Coupe	Siemens System - Titania Sensor	10.92→	Front	4	54	968	0TA7N-5D3	1991
3.0 M3	E36	S50B30		Left Hand sensor only	01.94→12.95	Front	4	35	540	OZA572-E8	0209
3.2 M3	E36	S50B32	Incl. Cabriolet & Coupe	Siemens System - Titania Sensor	09.95→	Front	4	54	968	0TA7N-5D3	1991
M Power 5 Series E34											
3.5 M5	E34	S38B36			10.88→12.92	Front	4	35	1490	OZA527-E27	0466
3.8 M5	E34	S38B36	Incl. Touring		03.92→12.95	Front	4	35	1490	OZA527-E27	0466
5.0 M5	E39	50 8 S1			10.98→	Front	4	68	290	OZA447-E27	0416
X5 E53											
3.0 X5	E53	30 6 S8			10.99→	Front	4	68	290	OZA447-E27	0416
3.0 X5	E53	30 6 S3			10.99→	Rear	4	69	975	OZA447-E29	0438
4.4 X5	E53	44 8 S2			05.00→09.03	Front	4	68	290	OZA447-E27	0416
4.4 X5	E53	44 8 S2			05.00→09.03	Rear	4	69	975	OZA447-E29	0438
4.4 X5	E53	44 8 S2			05.00→09.03	Rear	4	69	730	OZA660-EE5	5662
4.6 X5	E53	46 8 S1			02.02→09.03	Rear	4	69	730	OZA660-EE5	5662
Z1 Z/B											
2.5 Z1	Z/B	M20B25			11.88→06.91	Front	4	35	510	OZA572-E2	0252
Z3 E36/7											
1.8 Z3	E36/7	M43B18			10.95→	Front	4	47	570	OZA572-E14	0408
1.9 Z3	E36/7	M43B18			09.95→12.99	Front	4	68	340	OZA447-E28	0427
1.9 Z3	E36/7	M43B18			09.98→	Front	4	68	340	OZA447-E28	0427
2.0 Z3	E36/7	M52B25			04.99→12.00	Front	4	68	290	OZA447-E27	0416
2.0 Z3	E36/7	20 6 S4			04.99→12.00	Rear	4	69	975	OZA447-E29	0438
2.0 Z3	E36/7	M52B (20 6 S3) Vanos			04.99→12.00	Front	4	68	970	OZA660-EE17	5713
2.0 Z3	E36/7	M52B (20 6 S3) Vanos			04.99→12.00	Rear	4	69	730	OZA660-EE5	5662
2.2 Z3	E36/7	M54			09.00→	Front	4	68	290	OZA447-E27	0416



Sensor Position is listed as either FRONT (regulating) for pre-catalyst or REAR (diagnostic) for post-catalyst installation



- W** = Number of Wires
C = Connector Type (see pages 162-170)
L = Length of Sensor and Lead (mm)

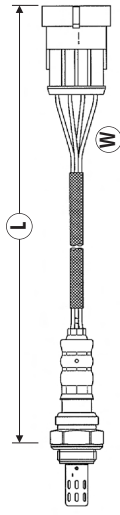
LITRE / MODEL	TYPE	ENGINE TYPE	CHASSIS INFO	GENERAL INFO	DATE	SENSOR POSITION	W	C	L	PART NO.	STOCK NO.
BMW (continued)											
Z3 E36/7											
2.2 Z3	E36/7	M54B22 / M54226S1		Cyl. 1-3	08.00→12.02	Front	4	68	550	OZA660-EE19	5716
2.2 Z3	E36/7	M54B22 / M54226S1		Cyl. 4-6	08.00→12.02	Front	4	68	970	OZA660-EE17	5713
2.2 Z3	E36/7	M54			09.00→	Rear	4	69	975	OZA447-E29	0438
2.8 Z3	E36/7	M52B28			11.96→09.00	Front	4	68	290	OZA447-E27	0416
2.8 Z3	E36/7	M52B28			11.96→09.00	Rear	4	69	975	OZA447-E29	0438
2.8 Z3	E36/7	M52B28		Siemens System - Titania Sensor	04.97→09.98	Front	4	54	388	OTA7N-5D1	1974
2.8 Z3	E36/7	M52B28			10.98→06.00	Front	4	68	970	OZA660-EE17	5713
2.8 Z3	E36/7	M52B28			10.98→06.00	Rear	4	69	730	OZA660-EE5	5662
2.8 Z3 Cabriolet	E36/7	M52B28		Siemens System - Titania Sensor	04.97→	Front	4	53	708	OTA7N-5E1	1985
3.0 Z3	E36/7	30 6 S3			05.00→	Front	4	68	290	OZA447-E27	0416
3.0 Z3	E36/7	30 6 S3			05.00→	Rear	4	69	975	OZA447-E29	0438
3.0 Z3	E36/7	M54306S3	Manual Transmission		06.00→09.00	Front	4	68	970	OZA660-EE17	5713
3.0 Z3	E36/7	M54306S3	Automatic Transmission		06.00→09.00	Front	4	68	550	OZA660-EE19	5716
3.0 Z3	E36/7	M54306S3	Automatic Transmission		06.00→09.00	Front	4	68	970	OZA660-EE17	5713
3.0 Z3	E36/7	M54306S3			10.00→12.02	Front	4	68	550	OZA660-EE19	5716
3.0 Z3	E36/7	M54306S3			10.00→12.02	Front	4	68	970	OZA660-EE17	5713
3.2 Z3 M Coupe	E36/7	S52 (M3)		Siemens System - Titania Sensor	02.98→	Front	4	54	638	OTA7N-5D2	1975
3.3 Z3 M Coupe	E36/7	S52 (M3)			02.98→06.01	Front	4	68	745	OZA660-EE22	5720
3.3 Z3 M Coupe	E36/7	S52 (M3)		Siemens System - Titania Sensor	06.01→	Front	4	54	638	OTA7N-5D2	1975
3.2 Z3 M Cabriolet	E36/7	S52 (M3)		Siemens System - Titania Sensor	03.97→	Front	4	54	638	OTA7N-5D2	1975
3.3 Z3 M Cabriolet	E36/7	S52 (M3)			03.97→06.01	Front	4	68	745	OZA660-EE22	5720
3.3 Z3 M Cabriolet	E36/7	S52 (M3)		Siemens System - Titania Sensor	06.01→	Front	4	54	638	OTA7N-5D2	1975
Z4 E85											
2.0 Z4	E85	N46B20A			04.05→	Rear	4	54	736	OZA600-BM1	0068
2.2 Z4	E85	M54226S1		Cyl. 1-3	10.03→	Front	4	68	550	OZA660-EE19	5716
2.2 Z4	E85	M54226S1		Cyl. 4-6	10.03→	Front	4	68	970	OZA660-EE17	5713
2.5 Z4	E85	M54256S5		Cyl. 1-3	02.03→	Front	4	68	550	OZA660-EE19	5716
2.5 Z4	E85	M54256S5		Cyl. 4-6	02.03→	Front	4	68	970	OZA660-EE17	5713
3.0 Z4	E85	M54306S3		Cyl. 1-3	02.03→	Front	4	68	550	OZA660-EE19	5716
3.0 Z4	E85	M54306S3		Cyl. 4-6	02.03→	Front	4	68	970	OZA660-EE17	5713
Z8 E52											
5.0 Z8	E52	50 8 S1			03.00→	Front	4	68	290	OZA447-E27	0416

LITRE / MODEL	TYPE	ENGINE TYPE	CHASSIS INFO	GENERAL INFO	DATE	SENSOR POSITION	(W)	(C)	(L)	PART NO.	STOCK NO.
CHEVROLET											
Kalos											
1.4		F14D3			01.05→	Front	4	31	400	OZA629-W2	0017
Lacetti											
1.4		F14D3			01.05→	Front	4	31	400	OZA629-W2	0017
Matiz											
0.8		F8CV	Euro IV		01.05→	Front	4	31	310	OZA629-W6	0019
0.8		F8CV	Euro IV		01.05→	Rear	4	102	380	OZA610-W2	0014
1.0i		B10S	Euro IV		01.05→	Front	4	31	510	OZA629-W5	0018
1.0i		B10S	Euro IV		01.05→	Rear	4	102	350	OZA610-W5	0015
Tacuma											
1.6i		A16DMS			01.05→	Rear	4	113	220	OZA341-W1	6408

CHRYSLER											
300C											
5.7i V8		FX		Left & Right Hand Sensor	08.05→	Front	4	118	300	OZA623-C1	6397
5.7i V8		FX		Left & Right Hand Sensor	08.05→	Rear	4	89	425	OZA571-C2	6394
6.1i V8 SRT-8		FX		Left & Right Hand Sensor	08.06→	Front	4	118	300	OZA623-C1	6397
6.1i V8 SRT-8		FX		Left & Right Hand Sensor	08.06→	Rear	4	89	425	OZA571-C2	6384
Crossfire											
3.2i		EGX 215bhp	Incl. Roadster	L/Hand Sensor Manual Only	07.03→	Rear	4	47	240	OZA659-EE15	0389
3.2i		EGX 215bhp	Incl. Roadster	L/Hand Sensor Automatic Only	07.03→	Rear	4	47	320	OZA659-EE22	0396
3.2i SRT-6		EGZ 330bhp Supercharged	Incl. Roadster	L/Hand Sensor Manual Only	02.05→	Rear	4	47	240	OZA659-EE15	0389
3.2i SRT-6		EGZ 330bhp Supercharged	Incl. Roadster	L/Hand Sensor Automatic Only	02.05→	Rear	4	47	320	OZA659-EE22	0396
Neon											
2.0i		420H			01.00→	Front	4	117	457	OZA571-C7	6396
PT Cruiser											
2.4i		EDZ		Left & Right Hand Sensor	11.05→	Front	4	117	457	OZA571-C7	6396
2.4i		EDZ		Left & Right Hand Sensor	11.05→	Rear	4	89	425	OZA571-C2	6384
Sebring											
2.4i		EDZ			04/07→	Front	4	117	457	OZA571-C7	6396
2.7i V6		EES		Left & Right Hand Sensor	08.07→	Front	4	89	425	OZA571-C2	6384
2.7i V6		EES		Left & Right Hand Sensor	08.07→	Rear	4	89	425	OZA571-C2	6384



Sensor Position is listed as either FRONT (regulating) for pre-catalyst or REAR (diagnostic) for post-catalyst installation



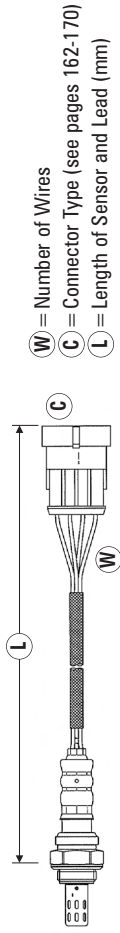
- W** = Number of Wires
C = Connector Type (see pages 162-170)
L = Length of Sensor and Lead (mm)

LITRE / MODEL	TYPE	ENGINE TYPE	CHASSIS INFO	GENERAL INFO	SENSOR POSITION	W	C	L	PART NO.	STOCK NO.
CHRYSLER (continued)										
Viper										
8.0i		EWB			Front	4	114	590	OZA28-C3	6380
8.0i		EWB		Left & Right Hand Sensor	Rear	4	115	457	OZA248-C1	6381
CITROEN										
AX										
1.0i		CDY, CDZ < TU9M >	Build Code → 6629		Front	4	58	1470	OZA527-E3	0201
1.0i		CDY, CDZ < TU9M >	Build Code 6630 →		Front	4	49	1220	OZA527-E17	0445
1.1i		HDZ < TU1M >	Build Code → 5292		Front	4	37	1210	OZA527-E22	0274
1.1i		HDY, HDZ < TU1M >	Build Code 5293 → 6629		Front	4	58	1470	OZA527-E3	0201
1.1i		HDY < TU1M >	Build Code 6630 →		Front	4	49	1220	OZA527-E17	0445
1.4i		KDY, KDZ < TU3M/FM >	Build Code → 5292		Front	4	37	1210	OZA527-E22	0274
1.4i		KDX, KDY < TU3M/FM >	Build Code 5293 → 6629		Front	4	58	1470	OZA527-E3	0201
1.4i		K6B, KFY, KFZ < TU3FJ >	Build Code → 6629		Front	4	58	450	OZA527-E12	0220
1.4i		K6B/DX/DY/FY/FZ < TU3FJ/FM/MM >	Build Code 6630 →	Match plug/lead, refer to OE No.	Front	4	49	1220	OZA527-E17	0445
1.4i		KDX, KDZ < TU3M/Z >	Build Code 6630 →	Match plug/lead, refer to OE No.	Front	4	111	1230	OZA660-EE24	5739
1.4 GTi		KFY, KFZ < TU3FJ2 >	Build Code 6630 →	Match plug/lead, refer to OE No.	Front	4	111	1230	OZA660-EE24	5739
Berlingo										
1.1i		HDY, HDZ	Incl. Multispace	Match plug/lead, refer to OE No.	Front	4	49	375	OZA527-E15	0298
1.1i		HDY < TU1M + >	Incl. Multispace	Match plug/lead, refer to OE No.	Front	4	49	380	OZA448-E57	0492
1.1i		HDY, HDZ	Incl. Multispace	Match plug/lead, refer to OE No.	Front	3	19	975	OZA446-E2	1855
1.1i		HFZ < TU1JP + >	Incl. Multispace	Euro 2000	Front	4	82	536	OZA341-PG5	1813
1.1i		HFX < TU1JP >	Incl. Multispace	Match plug/lead, refer to OE No.	Rear	4	82	535	OZA659-EE10	0384
1.1i		HFZ < TU1JP + >	Incl. Multispace	Euro 2000	Rear	4	82	536	OZA341-PG5	1813
1.4i		KFX < TU3JP >	Build Code → 7874		Front	4	49	380	OZA448-E57	0492
1.4i		KFX < TU3JP >	Build Code 7875 →		Front	4	73	370	OZA527-E29	0488
1.4i		KFX < TU3JP >	Incl. Multispace	Euro 2000	Front	4	83	380	OZA659-EE12	0386
1.4i		KFX < TU3JP + >	Incl. Multispace	Euro 2000	Front	4	82	536	OZA341-PG5	1813
1.4i		KFW < TU3JP >	Incl. Multispace		Front	4	87	380	OZA676-EE1	7979
1.4i		KFX < TU3JP >	Incl. Multispace	Euro 2000. Match plug/lead, refer to OE No.	Rear	4	83	1230	OZA659-EE8	0382
1.4i		KFX < TU3JP + >	Incl. Multispace	Euro 2000. Match plug/lead, refer to OE No.	Rear	4	82	536	OZA341-PG5	1813
1.6 16V		NFU < TU5JP4 >	Incl. Multispace		Front	4	83	540	OZA659-EE4	0378
1.6 16V		NFU < TU5JP4 >	Incl. Multispace		Rear	4	82	535	OZA659-EE10	0384

LITRE / MODEL	TYPE	ENGINE TYPE	CHASSIS INFO	GENERAL INFO	DATE	SENSOR POSITION	(W)	(C)	(L)	PART NO.	STOCK NO.
CITROEN (continued)											
BX											
1.4i BX14		KDY, KDZ <TU3M/Z>			09.88→	Front	4	37	1210	OZA527-E22	0274
1.6i BX16		BDY, BDZ <XU5M/MZ>			05.89→	Front	4	37	1210	OZA527-E22	0274
1.9i 8V BX19		DFZ <XU9J1/Z>		3 x wire sensor	03.86→06.86	Front	3	19	490	OZA446-E11	1898
1.9i 8V BX19		DDZ, DFZ, DKZ <XU9J/M/Z>			06.88→	Front	4	37	1210	OZA527-E22	0274
1.9i BX19 16V		DFW <XU9J4/Z>			03.88→	Front	4	37	1210	OZA527-E22	0274
C1											
1.0i		1KR-FE			06.05→	Front	4	123	275	OZA659-EE62	7916
1.0i		1KR-FE			06.05→	Rear	4	34	290	OZA659-EE63	7948
C2											
1.1i		TU1JP			09.03→	Front	4	83	540	OZA659-EE4	0378
1.1i		TU1A			09.05→	Front	4	83	381	OZA608-U2	0070
1.1i		TU1A, TU1JP+			09.05→	Rear	4	82	536	OZA341-PG5	1813
1.4i 8V		TU3A			09.05→	Front	4	83	381	OZA608-U2	0070
1.4i 8V		TU3A			09.05→	Rear	4	82	536	OZA341-PG5	1813
1.4i 16V		TU3JP+			09.05→	Front	4	83	536	OZA495-PG2	1852
1.4i 16V		TU3JP+			09.05→	Rear	4	82	536	OZA341-PG5	1813
1.6i 16V		NFU <TU5JP4>			09.03→	Front	4	83	540	OZA659-EE4	0378
1.6i 16V		NFU <TU5JP4>		110bhp / 81kW	09.03→	Rear	4	82	535	OZA659-EE10	0384
1.6i VTS		NFS <TU5JP4S>			09.03→	Front	4	83	540	OZA659-EE4	0378
1.6i VTS		NFS <TU5JP4S>		125bhp / 92kW	09.03→	Rear	4	82	535	OZA659-EE10	0384
C3											
1.1i 8V		TU1JP			05.02→08.05	Front	4	83	540	OZA659-EE4	0378
1.1i 8V		TU1A			09.05→	Front	4	83	381	OZA608-U2	0070
1.1i 8V		TU1A, TU1JP+			09.05→	Rear	4	82	536	OZA341-PG5	1813
1.4i 8V		TU3A, KFV <TU3JP>			01.02→	Front	4	83	381	OZA608-U2	0070
1.4i 8V		TU3A, KFV <TU3JP>			01.02→	Rear	4	82	536	OZA341-PG5	1813
1.4i 16V		TU3JP+			09.05→	Front	4	83	536	OZA495-PG2	1852
1.4i 16V		TU3JP+			09.05→	Rear	4	82	536	OZA341-PG5	1813
1.6i 16V		TU5JP4	Incl. Pluriel (Cabrio)		05.02→08.05	Front	4	83	540	OZA659-EE4	0378
1.6i 16V		TU5JP4	Incl. Pluriel (Cabrio)		05.02→08.05	Rear	4	82	535	OZA659-EE10	0384
C4											
1.6i 16V		TU5JP4	Incl. Coupe		10.04→	Front	4	83	540	OZA659-EE4	0378



Sensor Position is listed as either FRONT (regulating) or REAR (diagnostic) for pre-catalyst or post-catalyst installation

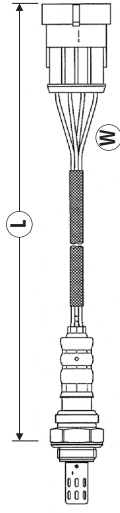


LITRE / MODEL	TYPE	ENGINE TYPE	CHASSIS INFO	GENERAL INFO	DATE	SENSOR POSITION	W	C	L	PART NO.	STOCK NO.
CITROEN (continued)											
C4											
1.6i 16V		TU5JP4	Incl. Coupe		10.04→	Rear	4	82	535	OZA659-EE10	0384
2.0i 16V		RFN <EW10J4>	Incl. Coupe		10.04→	Front	4	83	540	OZA659-EE4	0378
2.0i 16V		RFN <EW10J4>	Incl. Coupe		10.04→	Rear	4	82	1490	OZA659-EE21	0395
C4 Grand Picasso											
1.6i Vti 120		EP6			07.08→	Rear	4	82	446	OZA628-U1	0016
THP 150		EP6DT			09.08→	Rear	4	82	446	OZA628-U1	0016
1.8i 16V		6FZ <EW7J4>			02.07→07.08	Front	4	83	540	OZA659-EE4	0378
1.8i 16V		6FZ <EW7J4>			02.07→07.08	Rear	4	82	1850	OZA659-EE61	7915
2.0i 16V		RFN <EW7J4>			02.07→11.08	Front	4	83	540	OZA659-EE4	0378
2.0i 16V		RFN <EW7J4>			02.07→11.08	Rear	4	82	1850	OZA659-EE61	7915
1.6i Vti 120		EP6			07.08→	Rear	4	82	446	OZA628-U1	0016
C4 Picasso											
THP 150		EP6DT			09.08→	Rear	4	82	446	OZA628-U1	0016
1.8i 16V		6FZ <EW7J4>			02.07→07.08	Front	4	83	540	OZA659-EE4	0378
1.8i 16V		6FZ <EW7J4>			02.07→07.08	Rear	4	82	1850	OZA659-EE61	7915
2.0i 16V		RFN <EW7J4>			02.07→11.08	Front	4	83	540	OZA659-EE4	0378
2.0i 16V		RFN <EW7J4>			02.07→11.08	Rear	4	82	1850	OZA659-EE61	7915
C5											
1.8i 16V		6FZ <EW7J4>		Euro 2000	01.01→	Front	4	83	536	OZA495-PG2	1852
1.8i 16V		6FZ <EW7J4>	Incl. Estate		10.04→	Front	4	83	540	OZA659-EE4	0378
1.8i 16V		6FZ <EW7J4>		Euro 2000	01.01→02.01	Rear	4	82	1236	OZA341-PG6	1814
1.8i 16V		6FZ <EW7J4>		Euro 2000	02.01→09.04	Rear	4	82	1836	OZA341-PG8	1816
1.8i 16V		6FZ <EW7J4>			10.04→	Rear	4	82	1850	OZA659-EE61	7915
2.0i 16V		RFN <EW10J4>	Incl. Estate		04.01→09.04	Front	4	83	540	OZA659-EE4	0378
2.0i 16V		RFN <EW10J4>	Incl. Estate		04.01→09.04	Rear	4	82	1850	OZA659-EE61	7915
2.0i Hpi 16V		RLZ <EW10D> Direct Injection			07.01→	Front	5	93	375	LZA06-U1	1840
2.0i Hpi 16V		RLZ <EW10D> Direct Injection		Euro 2000	07.01→09.01	Rear	4	82	1236	OZA538-PG1	1818
2.0i Hpi 16V		RLZ <EW10D> Direct Injection		Euro 2000	09.01→	Rear	4	82	1836	OZA538-PG2	1819
3.0i V6		XFX <ES9J4S>	Incl. Estate		04.01→09.04	Front	4	83	540	OZA659-EE4	0378
3.0i V6		XFX <ES9J4S>	Incl. Estate		04.01→09.04	Rear	4	82	535	OZA659-EE10	0384
3.0i V6		XFU <ES9A>			10.04→	Front	4	83	540	OZA659-EE4	0378

LITRE / MODEL	TYPE	ENGINE TYPE	CHASSIS INFO	GENERAL INFO	DATE	SENSOR POSITION	(W)	(C)	(L)	PART NO.	STOCK NO.
CITROEN (continued)											
C5											
3.0i V6		XFU <ES9A>		Front Diagnostic Sensor	10.04→	Rear	4	82	535	OZA659-EE10	0384
3.0i V6		XFU <ES9A>		Rear Diagnostic Sensor	10.04→	Rear	4	82	1230	OZA659-EE52	1996
C6											
3.0i V6		ES9J4S			02.06→	Front	4	83	540	OZA659-EE4	0378
3.0i V6		ES9J4S			02.06→	Rear	4	82	535	OZA659-EE10	0384
C8											
2.0i 16V		RFN <EW10J4>			06.02→	Front	4	83	380	OZA659-EE12	0386
2.0i 16V		RFN <EW10J4>			06.02→	Rear	4	83	380	OZA659-EE12	0386
2.2i 16V		3FZ <EW12J4>			06.02→	Front	4	83	380	OZA659-EE12	0386
2.2i 16V		3FZ <EW12J4>			06.02→	Rear	4	83	380	OZA659-EE12	0386
3.0i V6		XFW <ES9J4S>		565mm lead. Green Plug	10.02→	Front	4	83	540	OZA659-EE4	0378
3.0i V6		XFW <ES9J4S>		565mm lead	10.02→	Rear	4	82	535	OZA659-EE10	0384
3.0i V6		XFW <ES9J4S>		410mm lead	10.02→	Front	4	83	380	OZA659-EE12	0386
3.0i V6		XFW <ES9J4S>		410mm lead	10.02→	Rear	4	83	380	OZA659-EE12	0386
C15											
1.1i		HDZ	Build Code →5656		06.89→04.92	Front	4	37	1210	OZA527-E22	0274
1.1i		HDZ	Build Code 5657→		04.92→	Front	4	58	1470	OZA527-E3	0201
1.4i		KDY	Build Code 5657→		04.92→	Front	4	58	1470	OZA527-E3	0201
C16											
1.4i		K1G <TU3A>			07.87→	Front	4	37	1210	OZA527-E22	0274
C17											
1.4i		KDY	Build Code →5656		01.92→04.92	Front	4	37	1210	OZA527-E22	0274
CX											
2.5 25 Injection		IM25-668 <EN5L>			05.86→12.92	Front	4	37	1210	OZA527-E22	0274
Dispatch											
1.6i		220 A2.000			10.95→	Front	4	49	1480	OZA448-E56	0481
Relay											
2.0i		RFW <XU10J2U>	→ 15267330		02.94→02.02	Front	4	58	1470	OZA527-E3	0201
2.0i		RFW <XU10J2U>	15267331 →		02.94→02.02	Front	4	49	1480	OZA448-E56	0481
2.0i		RFL <XU10J2U>			02.02→	Front	4	83	540	OZA659-EE4	0378
2.0i		RFL <XU10J2U>			02.02→	Rear	4	82	1230	OZA659-EE52	1996



Sensor Position is listed as either FRONT (regulating) for pre-catalyst or REAR (diagnostic) for post-catalyst installation



- W** = Number of Wires
C = Connector Type (see pages 162-170)
L = Length of Sensor and Lead (mm)

LITRE / MODEL	TYPE	ENGINE TYPE	CHASSIS INFO	GENERAL INFO	DATE	SENSOR POSITION	W	C	L	PART NO.	STOCK NO.
1.0i		CDY, CDZ < TU9M >		Match plug/lead, refer to OE No.	02.96→09.03	Front	4	49	380	OZA448-E57	0492
1.0i		CDY, CDZ < TU9M >		Match plug/lead, refer to OE No.	02.96→09.03	Front	4	49	375	OZA527-E15	0298
1.0i		CDY, CDZ < TU9M >		Match plug/lead, refer to OE No.	10.98→09.03	Front	3	19	975	OZA446-E2	1855
1.1i		HDY, HDZ < TU1M+ >		Match plug/lead, refer to OE No.	02.96→09.03	Front	4	49	380	OZA448-E57	0492
1.1i		HDY, HDZ < TU1M+ >		Match plug/lead, refer to OE No.	02.96→09.03	Front	4	73	370	OZA527-E29	0488
1.1i		HDY, HDZ		Match plug/lead, refer to OE No.	02.96→09.03	Front	4	49	375	OZA527-E15	0298
1.1i		HDY, HDZ		Match plug/lead, refer to OE No.	10.98→09.03	Front	3	19	975	OZA446-E2	1855
1.1i		HFX < TU1JP >			03.00→09.03	Front	4	83	540	OZA659-EE4	0378
1.1i		HFX < TU1JP >		Match plug/lead, refer to OE No.	03.00→09.03	Rear	4	82	535	OZA659-EE10	0384
1.1i		HFZ < TU1JP+ >		Euro 2000	06.00→09.03	Front	4	82	536	OZA341-PG5	1813
1.1i		HFZ < TU1JP+ >		Euro 2000	06.00→09.03	Rear	4	82	536	OZA341-PG5	1813
1.4i		KFX < TU3JP >		Match plug/lead, refer to OE No.	02.96→09.98	Front	4	49	380	OZA448-E57	0492
1.4i		KFX		Match plug/lead, refer to OE No.	02.96→09.98	Front	4	49	375	OZA527-E15	0298
1.4i		KFX < TU3JP >		Match plug/lead, refer to OE No.	02.96→09.98	Front	4	73	370	OZA527-E29	0488
1.4i		KFX		Match plug/lead, refer to OE No.	10.98→09.03	Front	3	19	975	OZA446-E2	1855
1.4i		KFX < TU3JP+ >		Manual Transmission Only / Euro 2000	09.99→09.03	Front	4	83	536	OZA495-PG2	1852
1.4i		KFX < TU3JP+ >		Manual Transmission Only / Euro 2000	09.99→09.03	Rear	4	82	536	OZA341-PG5	1813
1.4i		KFW < TU3JP >		Automatic Transmission Only, Green Plug	06.00→09.03	Front	4	83	540	OZA659-EE4	0378
1.4i		KFW < TU3JP >		Automatic Transmission Only	06.00→09.03	Rear	4	82	535	OZA659-EE10	0384
1.4i		KFX < TU3JP >		Manual Transmission Only	06.00→09.03	Front	4	83	380	OZA659-EE12	0386
1.4i		KFX < TU3JP >		Manual Transmission Only	06.00→09.03	Rear	4	83	380	OZA659-EE12	0386
1.6i 8V		NFZ		Match plug/lead, refer to OE No.	02.96→09.03	Front	4	49	375	OZA527-E15	0298
1.6i 8V		NFZ < TU5JP >		Match plug/lead, refer to OE No.	02.96→09.03	Front	4	73	370	OZA527-E29	0488
1.6i 8V		NFZ < TU5JP >	Build Code → 7727	Match plug/lead, refer to OE No.	05.96→01.98	Front	4	49	380	OZA448-E57	0492
1.6i 8V		NFZ		Match plug/lead, refer to OE No.	10.98→09.03	Front	3	19	975	OZA446-E2	1855
1.6i 16V		NFX		Match plug/lead, refer to OE No.	07.96→09.03	Front	4	49	630	OZA527-E16	0434
1.6i 8V VTR		NFZ < TU5JP >		Match plug/lead, refer to OE No.	01.97→09.00	Front	4	83	380	OZA659-EE12	0386
1.6i 8V VTR		TU5JP		98bhp Euro 3, Green Plug	09.00→09.03	Front	4	83	540	OZA659-EE4	0378
1.6i 8V VTR		TU5JP		98bhp Euro 3	09.00→09.03	Rear	4	82	535	OZA659-EE10	0384
1.6i 16V VTS		NFX < TU5JP4 >	Build Code → 8364	Match plug/lead, refer to OE No.	07.96→09.99	Front	4	111	535	OZA660-EE23	5737
1.6i 16V VTS		NFX < TU5JP4 >		Euro 96	06.97→08.99	Rear	4	49	536	OZA334-PG1	1790

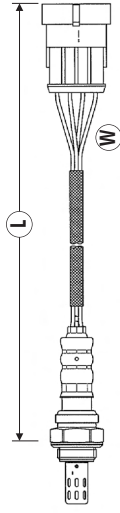
CITROËN (continued)

Saxo

LITRE / MODEL	TYPE	ENGINE TYPE	CHASSIS INFO	GENERAL INFO	DATE	SENSOR POSITION	(W)	(C)	(L)	PART NO.	STOCK NO.
CITROEN (continued)											
Saxo											
1.6i 16V VTS		NFX <TU5J4 >		Euro 96	09.99→01.01	Rear	4	49	536	OZA334-PG1	1790
1.6i 16V VTS		NFX <TU5JP L4 >		Euro 2000	01.01→09.03	Front	4	82	536	OZA341-PG5	1813
1.6i 16V VTS		NFX <TU5JP L4 >		Euro 2000	01.01→09.03	Rear	4	82	536	OZA341-PG5	1813
Synergie											
1.8i		LFW <XU7JP >			09.96→	Front	4	49	1480	OZA448-E56	0481
2.0i 8V		RFU <XU10J2 >			06.94→	Front	4	49	1480	OZA448-E56	0481
2.0i 8V Turbo		RGX <XU10JETE >			06.94→	Front	4	49	1480	OZA448-E56	0481
2.0i 16V		RFV <XU10J4R >			05.98→04.00	Front	4	49	1480	OZA448-E56	0481
2.0i 16V	22, U6	RFV <XU10J4R >			05.00→05.02	Front	4	83	1230	OZA659-EE8	0382
2.0i 16V	22, U6	RFV <XU10J4R >			05.00→05.02	Rear	4	82	1490	OZA659-EE21	0395
2.0i 16V	22, U6	RFN <EW10J4 >			05.00→07.02	Front	4	83	380	OZA659-EE12	0386
2.0i 16V	22, U6	RFN <EW10J4 >			05.00→07.02	Rear	4	83	380	OZA659-EE12	0386
Xantia											
1.6i		BFZ	Build Code →6779		03.93→05.95	Front	4	58	450	OZA527-E12	0220
1.6i		BFZ	Build Code 6780 →		06.95→	Front	4	49	630	OZA527-E16	0434
1.6i		BFZ <XU5JP >	Build Code 6780 →		06.95→01.98	Front	4	111	535	OZA660-EE23	5737
1.8i 8V		L6A, LFZ	Build Code →6779		03.93→05.95	Front	4	58	450	OZA527-E12	0220
1.8i 8V		LFZ <XU7JP >	Incl. Estate. Build Code 6780 →		06.95→01.98	Front	4	111	535	OZA660-EE23	5737
1.8i 8V		L6A, LFZ	Build Code 6780 →		06.95→	Front	4	49	630	OZA527-E16	0434
1.8i 16V		LFY	Build Code →7250		05.95→10.96	Front	4	49	630	OZA527-E16	0434
1.8i 16V		LFY <XU7JP4 >	Build Code → 7250		06.95→10.96	Front	4	111	535	OZA660-EE23	5737
1.8i 16V	X2	LFY <XU7JP4 >	Incl. Estate	Euro 2000	10.98→04.01	Front	4	83	380	OZA659-EE12	0386
1.8i 16V	X2	LFY <XU7JP4 >	Incl. Estate		10.98→12.01	Rear	4	82	1490	OZA659-EE21	0395
2.0i 8V		R6D, RFX	Build Code →6779		03.93→05.95	Front	4	58	450	OZA527-E12	0220
2.0i 8V		R6D, RFX	Build Code 6780 →		06.95→	Front	4	49	630	OZA527-E16	0434
2.0i		RFX <XU10J2C >	Incl. Estate. Build Code 6780 →		06.95→01.98	Front	4	111	535	OZA660-EE23	5737
2.0i		RFX <XU10J2C >			01.98→12.01	Front	4	111	535	OZA660-EE23	5737
2.0i 8V Turbo		RGX			05.95→	Front	4	49	630	OZA527-E16	0434
2.0i 8V Turbo		RGX <XU10J2TE >	Incl. Estate		06.95→12.01	Front	4	111	535	OZA660-EE23	5737
2.0i 16V		RFY, RFT			03.93→12.96	Front	4	58	1470	OZA527-E3	0201
2.0i 16V		RFV <XU10J4R >			06.95→01.98	Front	4	49	1480	OZA448-E56	0481
2.0i 16V		RFV <XU10J4R >			12.97→12.02	Front	4	73	1460	OZA527-E33	1980



Sensor Position is listed as either FRONT (regulating) or REAR (diagnostic) for pre-catalyst or post-catalyst installation



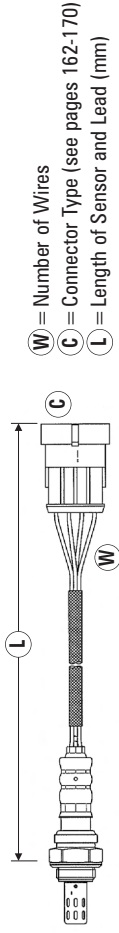
- W** = Number of Wires
C = Connector Type (see pages 162-170)
L = Length of Sensor and Lead (mm)

LITRE / MODEL	TYPE	ENGINE TYPE	CHASSIS INFO	GENERAL INFO	DATE	SENSOR POSITION	W	C	L	PART NO.	STOCK NO.
CITROEN (continued)											
XM											
2.0i 8V		R6A, RDZ, RFZ <XU10J2K/Z>	Build Code 5337→		05.91→06.94	Front	4	58	1470	OZA527-E3	0201
2.0i 8V Turbo		RGY <XU10J2TE/Z>			09.92→06.94	Front	4	58	1470	OZA527-E3	0201
2.0i 8V Turbo		RGX <XU10J2TE>			07.94→10.00	Front	4	49	1480	OZA448-E56	0481
2.0i 16V		RFV <XU10J4R>		Match plug/lead, refer to OE No.	07.94→	Front	4	58	1470	OZA527-E3	0201
2.0i 16V		RFV <XU10J4R>		Match plug/lead, refer to OE No.	07.94→10.00	Front	4	49	1480	OZA448-E56	0481
Xsara											
1.4i		KFX <TU3JP>	Build Code →7706		07.97→12.97	Front	4	49	380	OZA448-E57	0492
1.4i		KFX <TU3JP>	Build Code 7706 →		07.97→08.00	Front	4	73	370	OZA527-E29	0488
1.4i Coupe		KFX <TU3JP>		Match plug/lead, refer to OE No.	07.97→08.00	Front	4	49	380	OZA448-E57	0492
1.4i Coupe		KFX <TU3JP>	Build Code →7729	Match plug/lead, refer to OE No.	03.98→08.00	Front	4	73	370	OZA527-E29	0488
1.4i	N1/M0/M2	KFX <TU3JP>	Incl. Coupe / Estate	Euro 2000. Match plug/lead, refer to OE No.	06.98→08.00	Front	4	83	380	OZA659-EE12	0386
1.4i	N1/M0/M2	KFX <TU3JP>	Incl. Coupe / Estate		06.98→08.00	Rear	4	83	1230	OZA659-EE8	0382
1.6i		NFZ <TU5JP>	Build Code →7706		07.97→12.97	Front	4	49	380	OZA448-E57	0492
1.6i		NFZ <TU5JP>	Build Code 7729 →		07.97→08.00	Front	4	73	370	OZA527-E29	0488
1.6i	N1/N2	NFZ <TU5JP>	Incl. Estate		01.98→01.00	Front	4	83	380	OZA659-EE12	0386
1.8i	N1/M0/M2	LFZ <XU7JP>	Incl. Coupe/Estate. Euro 96, CEE 95, L3	Automatic Transmission	07.97→08.00	Front	4	111	1230	OZA660-EE24	5739
1.8i	N1/M0/M2	L6A, LFZ <XU7JP>	Incl. Coupe/Estate		07.97→09.98	Front	4	73	530	OZA527-E34	1981
1.8i	N1/M0/M2	L6A, LFZ <XU7JP>	Incl. Coupe/Estate		10.98→08.00	Front	4	73	1220	OZA527-E35	1982
2.0i 16V	N1/M0/M2	RFS <XU10J4RS>, RFV <XU10J4R>	Incl. Coupe/Estate		07.97→08.00	Front	4	111	1230	OZA660-EE24	5739
Xsara 2											
1.4i		KFX <TU3JP +>		Euro 2000	08.00→	Front	4	83	536	OZA495-PG2	1852
1.4i		KFX <TU3JP +>		Euro 2000	08.00→	Rear	4	82	536	OZA341-PG5	1813
1.6i 16V	N1/M0/M2	NFU <TU5JP4>	Incl. Coupe/Estate		10.00→	Front	4	83	540	OZA659-EE4	0378
1.6i 16V	N1/M0/M2	NFU <TU5JP4>	Incl. Coupe/Estate		10.00→	Rear	4	82	535	OZA659-EE10	0384
1.8i 16V		6FZ <EW7J4>		Euro 2000	09.00→	Front	4	83	536	OZA495-PG2	1852
1.8i 16V		6FZ <EW7J4>		Euro 2000	09.00→	Rear	4	82	1486	OZA341-PG7	1815
2.0i 16V	N1/M0/M2	RFN <EW10J4>	Incl. Coupe/Estate		10.00→	Front	4	83	540	OZA659-EE4	0378
2.0i 16V	N1/M0/M2	RFN <EW10J4>	Incl. Coupe/Estate		09.00→01.01	Rear	4	82	1490	OZA659-EE21	0395
Xsara Picasso											
1.6i	N68	TU5JP			06.00→	Front	4	83	540	OZA659-EE4	0378
1.6i	N68	TU5JP			06.00→	Rear	4	82	535	OZA659-EE10	0384

LITRE / MODEL	TYPE	ENGINE TYPE	CHASSIS INFO	GENERAL INFO	DATE	SENSOR POSITION	(W)	(C)	(L)	PART NO.	STOCK NO.
CITROEN (continued)											
Xsara Picasso											
1.6i 16V	N68	NFU < TU5JP4 >			10.05 →	Front	4	83	380	OZA659-EE12	0386
1.6i 16V	N68	NFU < TU5JP4 >			10.05 →	Rear	4	83	380	OZA659-EE12	0386
1.8i 16V	N68	6FZ < EW7J4 >		Euro 2000	12.99 →	Front	4	83	536	OZA495-PG2	1852
1.8i 16V	N68	6FZ < EW7J4 >		Euro 2000	12.99 →	Rear	4	82	1486	OZA341-PG7	1815
2.0i 16V	N68	RFN < EW10J4 >			12.02 →	Front	4	83	540	OZA659-EE4	0378
2.0i 16V	N68	RFN < EW10J4 >			01.03 →	Rear	4	82	1490	OZA659-EE21	0395
ZX											
1.1i		HDY, HDZ	Build Code → 6808		04.94 → 06.95	Front	4	58	1470	OZA527-E3	0201
1.1i		HDY	Build Code 6809 →		07.95 → 08.96	Front	4	49	1220	OZA527-E17	0445
1.1i		HDY, HDZ		Euro 96 3x wire sensor	09.96 →	Front	3	19	975	OZA446-E2	1855
1.1i		HDY, HDZ < TU1M+ >			09.96 → 06.97	Front	4	49	380	OZA448-E57	0492
1.4i		KDY, HDY	Build Code 5538 →		01.92 → 08.92	Front	4	58	1470	OZA527-E3	0201
1.4i		KDX	Build Code 5538 → 6808		08.92 → 06.95	Front	4	58	1470	OZA527-E3	0201
1.4i		KDX	Build Code 6809 →		07.95 →	Front	4	49	1220	OZA527-E17	0445
1.4i		KDX		Match plug/lead, refer to OE No.	09.94 → 06.95	Front	4	58	450	OZA527-E12	0220
1.4i		KDX		Match plug/lead, refer to OE No.	07.95 →	Front	4	49	375	OZA527-E15	0298
1.4i		KFX		Euro 96 3x wire sensor	06.96 →	Front	3	19	975	OZA446-E2	1855
1.4i		KDX < TU3MC/Z >	Incl. Estate. Build Code 6809 →	Non ABS and Non Air Con Models	07.95 → 08.96	Front	4	111	1230	OZA660-EE24	5739
1.6i		B4A, BDY	Build Code 5538 →		01.92 →	Front	4	58	1470	OZA527-E3	0201
1.6i		BFZ	Build Code → 6748		07.93 → 04.95	Front	4	58	1470	OZA527-E3	0201
1.6i		BFZ	Build Code 6749 →		05.95 →	Front	4	49	1220	OZA527-E17	0445
1.6i		NFZ, PRC < TU5JP >			02.96 →	Front	4	73	370	OZA527-E29	0488
1.6i		BDY < XU5M >, BFZ < XU5JP >	Build Code 6749 →		05.95 → 10.97	Front	4	111	1230	OZA660-EE24	5739
1.8i		L6A, LFZ	Build Code → 6748		07.92 → 04.95	Front	4	58	1470	OZA527-E3	0201
1.8i		L6A	Build Code 6749 →		05.95 → 10.97	Front	4	49	1220	OZA527-E17	0445
1.8i		LFZ < XU7JP >	Incl. Estate. Build Code 6749 →		05.95 → 10.97	Front	4	111	1230	OZA660-EE24	5739
1.8i 16V		LFY < XU7JP4 >	Incl. Estate		09.96 → 06.97	Front	4	111	1230	OZA660-EE24	5739
1.9i		D6E, DFY, DKZ	Build Code → 6748		03.91 → 04.95	Front	4	58	1470	OZA527-E3	0201
1.9i		D6E, DFY, DKZ	Build Code 6749 →		05.95 → 10.97	Front	4	49	1220	OZA527-E17	0445
1.9i		DKZ < XU9JA >	Build Code 6749 →		05.95 → 10.97	Front	4	111	1230	OZA660-EE24	5739
2.0i		R6D, RFX	Build Code → 6748		07.92 → 04.95	Front	4	58	1470	OZA527-E3	0201
2.0i		R6D, RFX	Build Code 6749 →		05.95 → 10.97	Front	4	49	1220	OZA527-E17	0445



Sensor Position is listed as either FRONT (regulating) for pre-catalyst or REAR (diagnostic) for post-catalyst installation



LITRE / MODEL	TYPE	ENGINE TYPE	CHASSIS INFO	GENERAL INFO	DATE	SENSOR POSITION	W	C	L	PART NO.	STOCK NO.
CITROEN (continued)											
ZX											
2.0i		RFX <XU10J2C >	Build Code 6749 →		05.95 → 10.97	Front	4	111	1230	OZA660-EE24	5739
2.0i 16V		RFT, RFY	Build Code → 6748		07.92 → 04.95	Front	4	58	1470	OZA527-E3	0201
2.0i 16V		RFT, RFY	Build Code 6749 →		05.95 → 10.97	Front	4	49	1220	OZA527-E17	0445
2.0i 16V		RFT <XU10J4Z>, RFS <XU10J4RS >	Build Code 6749 →		05.95 → 10.97	Front	4	111	1230	OZA660-EE24	5739
DAEWOO											
Espero											
1.5i 16V		A15MF			02.95 → 06.97	Front	1	6	320	OZA401-E6	1882
1.8i		C18LE			02.95 → 06.97	Front	1	6	320	OZA401-E6	1882
2.0i		C20LE			02.95 → 06.97	Front	1	6	320	OZA401-E6	1882
Kalos											
1.4 16V		F14D3			04.03 → 12.04	Front	4	31	400	OZA629-W2	0017
Lacetti											
1.4 16V		F14D3			02.04 → 12.04	Front	4	31	400	OZA629-W2	0017
Matiz											
0.8i		F8CV		Euro II	09.98 → 12.03	Front	4	42	310	OZA341-W2	0440
0.8i		F8CV		Euro IV	01.04 → 12.04	Front	4	31	310	OZA629-W6	0019
0.8i		F8CV		Euro IV	01.04 → 12.04	Rear	4	102	380	OZA610-W2	0014
1.0i		B10S		Euro II & Euro IV	01.03 → 12.04	Front	4	31	510	OZA629-W5	0018
1.0i		B10S		Euro IV	01.04 → 12.04	Rear	4	102	350	OZA610-W5	0015
Nexia											
1.5		G15MF			02.95 → 08.97	Front	1	6	320	OZA401-E6	1882
1.5i 16V		A15MF			02.95 → 08.97	Front	1	6	320	OZA401-E6	1882
Nubira											
1.6i		A16DMS			07.99 →	Rear	4	113	220	OZA341-W1	6408
Tacuma											
1.6i		A16DMS			10.01 →	Rear	4	113	220	OZA341-W1	6408
1.8i		A18DMS, F18D2			09.00 →	Rear	4	113	220	OZA341-W1	6408

LITRE / MODEL	TYPE	ENGINE TYPE	CHASSIS INFO	GENERAL INFO	DATE	SENSOR POSITION	(W)	(C)	(L)	PART NO.	STOCK NO.
DAIHATSU											
Sirion											
1.0i 4WD		EJ-DE			04.99-09.00	Rear	4	34	275	0ZA502-E31	0250
1.0i		1KR-FE			01.05→	Front	4	123	275	0ZA659-EE62	7916
1.0i		1KR-FE			01.05→	Rear	4	34	290	0ZA659-EE63	7948

DAIMLER - See Jaguar

DODGE

Viper

8.0i		EWB			03.92→02.95	Front	4	114	590	0ZA28-C3	6380
8.0i		EWB		Left & Right Hand Sensor	03.95→10.98	Rear	4	115	457	0ZA248-C1	6381

FERRARI

348

3.4 TB Coupe		F119F000			02.90→04.94	Front	4	38	880	0ZA527-E4	0218
3.4 TS Spider		F119F000			08.90→04.94	Front	4	38	880	0ZA527-E4	0218

512

5.0 TR		F113D00 / 40			01.92→10.94	Front	4	38	880	0ZA527-E4	0218
--------	--	--------------	--	--	-------------	-------	---	----	-----	-----------	------

Mondial

3.2 Quattrovalvole		F105C..			01.86→12.87	Front	3	19	670	0ZA446-E1	1833
--------------------	--	---------	--	--	-------------	-------	---	----	-----	-----------	------

Testarossa

4.9		F113B..			08.86→10.91	Front	3	19	670	0ZA446-E1	1833
-----	--	---------	--	--	-------------	-------	---	----	-----	-----------	------

FIAT

124

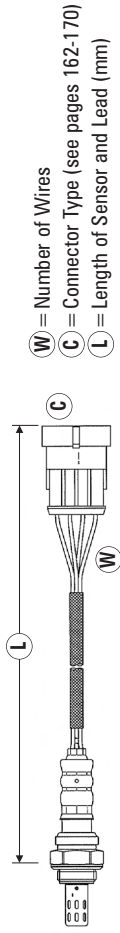
2.0 2000i.e. Spider		131AB..			09.81→04.85	Front	1	3	472	0ZA401-E2	1802
---------------------	--	---------	--	--	-------------	-------	---	---	-----	-----------	------

500

1.2i.e.		199A4.000			07.07→	Front	4	104	310	0ZA641-A1	1726
1.2i.e.		199A4.000			07.07→	Rear	4	104	310	0ZA641-A1	1726
1.4i Turbo Abarth					08.08→	Front	4	40	300	0ZA675-EE1	7978
1.4i Turbo Abarth					08.08→	Rear	4	40	600	0ZA659-EE56	7863



Sensor Position is listed as either FRONT (regulating) for pre-catalyst or REAR (diagnostic) for post-catalyst installation

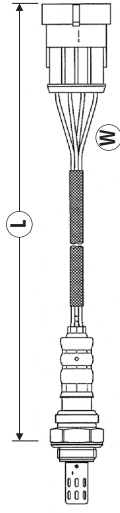


LITRE / MODEL	TYPE	ENGINE TYPE	CHASSIS INFO	GENERAL INFO	DATE	SENSOR POSITION	W	C	L	PART NO.	STOCK NO.
FIAT (continued)											
Barchetta											
1.8i 16V		183A1.000			04.95→05.98	Front	4	31	300	OZA112-A2	0225
1.8i 16V		183A1.000			06.98→10.00	Front	4	40	310	OZA334-A3	0245
1.8i 16V		188A6.000			10.00→	Front	4	40	260	OZA532-A3	0409
1.8i 16V		188A6.000			10.00→	Rear	4	40	260	OZA532-A3	0409
Brava											
1.2i 16V	182	188A5.000 / 182B2.000			12.98→10.01	Front	4	40	300	OZA675-EE1	7978
1.2i 16V	182	188A5.000			12.98→10.01	Rear	4	40	600	OZA659-EE31	1613
1.4 12V	182	182A3.000 / 182A5.000	4029960→		10.95→02.98	Front	4	40	378	OZA527-E19	0296
1.6 16V	182	182A4.000			10.95→04.98	Front	4	31	850	OZA112-A1	0146
1.6i 16V	182	182A4.000			05.98→10.00	Front	4	40	610	OZA334-A1	0223
1.8 16V	182	182A2.000			10.95→06.99	Front	4	31	600	OZA112-A3	0157
1.8 16V 115 CV	182	182A2.000		Phase 2	07.99→06.00	Front	4	40	310	OZA341-A1	1798
Bravo (1995→2001)											
1.2i 16V	182	188A5.000 / 182B2.000			12.98→10.01	Front	4	40	300	OZA675-EE1	7978
1.2i 16V	182	188A5.000			12.98→10.01	Rear	4	40	600	OZA659-EE31	1613
1.4 12V	182	182A3.000 / 182A5.000			10.95→02.98	Front	4	40	378	OZA527-E19	0296
1.6 16V	182	182A4.000			10.95→04.98	Front	4	31	850	OZA112-A1	0146
1.6i 16V	182	182A4.000			05.98→10.00	Front	4	40	610	OZA334-A1	0223
1.8 16V GT	182	182A2.000			10.95→06.99	Front	4	31	600	OZA112-A3	0157
1.8 16V 115 CV	182	182A2.000		Phase 2	07.99→06.00	Front	4	40	310	OZA341-A1	1798
2.0 HGT 20V	182	182B7.000			11.98→09.01	Front	4	40	600	OZA659-EE31	1613
Bravo (2007→)											
1.4 T Jet					03.07→	Rear	4	40	600	OZA659-EE56	7863
Cinquecento											
0.7 700i		170 A.000			07.94→09.98	Front	1	2	650	OZA65-A2	1889
0.9 900i		170A1.046 /→9147274			10.91→03.95	Front	4	38	880	OZA527-E4	0218
0.9 900i		170A1.046 /9147275→			03.95→07.98	Front	4	40	972	OZA527-E7	0213
1.1 1100i Sporting		176B2.000			10.94→07.98	Front	4	40	378	OZA527-E19	0296
Coupe											
1.8i 16V		183A1.000			02.96→05.98	Front	4	31	600	OZA112-A3	0157
1.8i 16V		183A1.000			06.98→12.00	Front	4	40	980	OZA334-A2	0234

LITRE / MODEL	TYPE	ENGINE TYPE	CHASSIS INFO	GENERAL INFO	DATE	SENSOR POSITION	(W)	(C)	(L)	PART NO.	STOCK NO.
FIAT (continued)											
Coupe											
2.0i 16V		175A1.000/M2			04.94→09.96	Front	3	19	975	0ZA4446-E2	1855
2.0i 16V		836A3.000/3.011/M1			04.94→05.95	Front	3	19	895	0ZA4446-E4	1877
2.0i 16V		836A3.000/3.011/M1			05.95→09.96	Front	3	22	890	0ZA4446-E18	1887
2.0i 20V		182A1.000/M2			09.96→02.00	Front	4	40	972	0ZA527-E7	0213
2.0i 20V		182B3.000			01.98→09.00	Front	4	40	600	0ZA659-EE31	1613
2.0i 20V Turbo		175A3.000/M3			09.96→02.00	Front	4	40	972	0ZA527-E7	0213
Croma → 1997											
2.0i.e.		834B048		MPI	03.86→09.90	Front	3	19	670	0ZA4446-E1	1833
2.0i.e.		834B146		MPI	11.92→12.96	Front	3	19	670	0ZA4446-E1	1833
2.0i.e. 16V		154E1.000		MPI	11.92→12.96	Front	4	38	880	0ZA527-E4	0218
2.0i.e. Turbo		834C146		MPI	07.86→09.90	Front	3	19	670	0ZA4446-E1	1833
2.0i.e. Turbo		154C4.046		MPI	10.90→12.96	Front	3	19	670	0ZA4446-E1	1833
2.5i.e.		834G.000		MPI	06.93→12.96	Front	4	38	1130	0ZA527-E5	0253
Croma 2005→											
1.8i 16V		939A4.000			06.05→	Front	4	74	471	0ZA334-SZ5	1705
2.2		194A1.000			05.05→	Front	4	74	1485	0ZA531-GM24	0055
Doblo											
1.2i	119, 223	223A5.000	Incl. Cargo		06.01→12.05	Front	4	40	300	0ZA659-EE3	0377
1.2i	119, 223	223A5.000	Incl. Cargo		06.01→01.04	Rear	4	40	1170	0ZA659-EE30	1612
1.2i	119, 223	223A5.000	Incl. Cargo		06.01→12.05	Rear	4	40	300	0ZA659-EE3	0377
1.4	119, 223		Incl. Cargo		12.05→	Front	4	40	300	0ZA659-EE3	0377
1.4	119, 223		Incl. Cargo		12.05→	Rear	4	40	300	0ZA659-EE3	0377
1.6 16V	119, 223	182B6.000	Incl. Cargo		10.01→09.05	Front	4	40	400	0ZA659-EE49	5753
1.6 16V	119, 223	182B6.000	Incl. Cargo		01.03→01.04	Rear	4	40	1170	0ZA659-EE30	1612
1.6 16V	119, 223	182B6.000	Incl. Cargo		02.04→09.05	Rear	4	40	400	0ZA659-EE49	5753
Ducato											
2.0 Panorama		170D			09.88→02.94	Front	3	45	510	0ZA4446-E48	0280
2.0i.e.		RFW			03.94→	Front	4	49	1480	0ZA448-E56	0481
2.0 (94)		RFW	Model 10, 14, 18		03.94→12.02	Front	4	58	1470	0ZA527-E3	0201
Fiorino											
1.4i.e.		146C5.000			09.93→06.95	Front	3	19	895	0ZA4446-E4	1877
1.4i.e.		146D5.000			06.95→12.00	Front	4	40	972	0ZA527-E7	0213



Sensor Position is listed as either FRONT (regulating) for pre-catalyst or REAR (diagnostic) for post-catalyst installation



W = Number of Wires

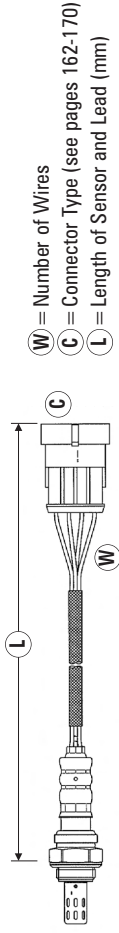
C = Connector Type (see pages 162-170)

L = Length of Sensor and Lead (mm)

LITRE / MODEL	TYPE	ENGINE TYPE	CHASSIS INFO	GENERAL INFO	DATE	SENSOR POSITION	W	C	L	PART NO.	STOCK NO.
FIAT (continued)											
Fiorino											
1.5i.e.		149C1.000			01.88→08.93	Front	3	19	895	OZA446-E4	1877
1.6i.e.		146C6.000			09.93→06.95	Front	3	19	895	OZA446-E4	1877
1.6 i.e.		146D6.000			06.95→12.00	Front	4	40	972	OZA527-E7	0213
Idea											
1.3 JTD		199A2.000 / 199A3.000			09.05→	Front	5	91	318	LZA15-A3	0031
1.4 16V		192B2.000 / 843 A1.000			02.04→	Front	4	40	300	OZA675-EE1	7978
1.4 16V		192B2.000 / 843 A1.000			02.04→	Rear	4	40	300	OZA675-EE1	7978
Panda 2004→											
1.1i		187A1.000			10.05→	Front	4	104	310	OZA532-A12	0056
1.1i		187A1.000			10.05→	Rear	4	104	310	OZA532-A12	0056
1.2i 8V		188A4.000			09.03→09.05	Front	4	40	310	OZA532-A10	1794
1.2i 8V		188A4.000			09.03→09.05	Rear	4	40	310	OZA532-A10	1794
1.2i 8V		188A4.000			10.05→	Front	4	104	310	OZA532-A12	0056
1.2i 8V		188A4.000			10.05→	Rear	4	104	310	OZA532-A12	0056
Punto											
1.1i.e. 55		176A6.000		SPI-Weber	08.93→12.94	Front	4	38	880	OZA527-E4	0218
1.1i.e. 55		176B2.000		SPI-Weber	01.95→09.99	Front	4	40	972	OZA527-E7	0213
1.2i.e. 60		176A7.000	Incl. Cabrio model	SPI-Weber	08.93→05.94	Front	4	38	880	OZA527-E4	0218
1.2i.e. 60		176B1.000, 176B4.000	Incl. Cabrio & Selecta model	SPI-Weber	01.95→09.99	Front	4	40	972	OZA527-E7	0213
1.2i.e. 75		176A8.000		MPI-Weber	08.93→12.94	Front	4	38	880	OZA527-E4	0218
1.2i.e. 75		176A8.000		MPI-Weber	01.95→09.99	Front	4	40	972	OZA527-E7	0213
1.4i.e. GT Turbo		176A4.000 / 176B6.000		Engine No. → 9240632	08.93→12.94	Front	4	38	880	OZA527-E4	0218
1.4i.e. GT Turbo		176A4.000 / 176B6.000		Engine No. 9240633 →	08.93→08.99	Front	4	40	972	OZA527-E7	0213
1.6i 90 / Sporting		176A9.000			08.93→05.97	Front	4	42	820	OZA527-E11	1787
Punto 2 (10/99→06/03)											
1.2i 8V	188	188A4.000			10.99→06.03	Front	4	40	300	OZA659-EE3	0377
1.2i 8V	188	188A4.000			10.00→06.03	Rear	4	40	300	OZA659-EE3	0377
1.2i 16V	188	188A5.000			10.99→06.03	Front	4	40	300	OZA675-EE1	7978
1.2i 16V	188	188A5.000			10.99→06.03	Rear	4	40	300	OZA675-EE1	7978
1.8i 16V HGT		183A1.000			09.99→10.00	Front	4	40	610	OZA334-A1	0223

LITRE / MODEL	TYPE	ENGINE TYPE	CHASSIS INFO	GENERAL INFO	DATE	SENSOR POSITION	(W)	(C)	(L)	PART NO.	STOCK NO.
FIAT (continued)											
Punto 2 (10/99→06/03)											
1.8i 16V HGT		188A6.000		Left Hand sensor only	09.00→	Front	4	40	980	OZA532-A7	1796
1.8i 16V HGT		188A6.000		Right Hand sensor only	09.00→	Front	4	40	260	OZA532-A3	0409
1.8i 16V HGT		188A6.000			09.00→	Rear	4	40	1370	OZA532-A4	1786
Punto 3 (07/03→12/05)											
1.2i 8V	188	188A4.000			07.03→01.06	Front	4	40	300	OZA659-EE3	0377
1.2i 8V	188	188A4.000			07.03→01.06	Rear	4	40	300	OZA659-EE3	0377
1.2i 16V	188	188A5.000			07.03→01.06	Front	4	40	300	OZA659-EE3	0377
1.2i 16V	188	188A5.000			07.03→01.06	Rear	4	40	300	OZA659-EE3	0377
1.4i 16V	188	834A1.000			07.03→01.06	Front	4	40	300	OZA675-EE1	7978
1.4i 16V	188	834A1.000			07.03→01.06	Rear	4	40	300	OZA675-EE1	7978
Punto (Grande 01/06→)											
1.2i 8V	199				01.06→	Front	4	40	300	OZA659-EE3	0377
1.2i 8V	199				01.06→	Rear	4	40	300	OZA659-EE3	0377
1.3 JTD	199	199A2.000 / 199A3.000			06.05→	Front	5	91	660	LZA15-A1	0029
1.4i 8V	199	199A6.000			01.06→	Front	4	40	300	OZA659-EE3	0377
1.4i 8V	199	199A6.000			01.06→	Rear	4	40	300	OZA659-EE3	0377
1.4i 16V	199	350A1.000			03.06→	Front	4	40	300	OZA675-EE1	7978
1.4i 16V	199	350A1.000			03.06→	Rear	4	40	300	OZA675-EE1	7978
1.4i T Jet 120	199				08.07→	Rear	4	40	600	OZA659-EE56	7863
1.4i Abarth	199				12.07→	Front	4	40	300	OZA675-EE1	7978
1.4i Abarth	199				12.07→	Rear	4	40	600	OZA659-EE56	7863
Regata											
1.5 75i.e.		138C2..			10.85→04.87	Front	1	3	472	OZA401-E2	1802
1.5 75i.e.		149C1.000			05.87→06.90	Front	3	19	895	OZA446-E4	1877
Ritmo											
1.5 75i.e.		138C2..			10.85→10.87	Front	1	3	472	OZA401-E2	1802
1.5 75i.e.		149C1..			05.87→12.88	Front	3	19	895	OZA446-E4	1877
1.6 90i.e.		149C2.000			05.87→12.87	Front	3	19	895	OZA446-E4	1877
Scudo											
1.6i		220 A2.000			10.95→05.00	Front	4	49	1480	OZA448-E56	0481
Seicento											
1.1i 1100i		176 B2.000			03.98→06.00	Front	4	40	378	OZA527-E19	0296

Sensor Position is listed as either FRONT (regulating) for pre-catalyst or REAR (diagnostic) for post-catalyst installation

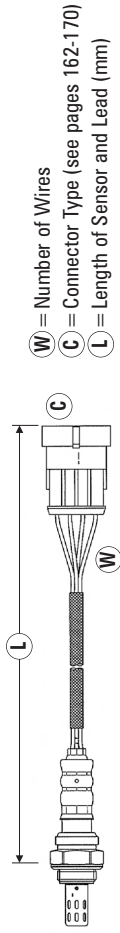


LITRE / MODEL	TYPE	ENGINE TYPE	CHASSIS INFO	GENERAL INFO	DATE	SENSOR POSITION	W	C	L	PART NO.	STOCK NO.
FIAT (continued)											
Seicento											
1.1i 8V		187A1.000			10.00→	Front	4	40	260	OZA532-A3	0409
1.1i 8V		187A1.000			10.00→	Rear	4	40	260	OZA532-A3	0409
Stilo											
1.2i 16V	192	188A5.000			11.01→02.04	Front	4	40	300	OZA675-EE1	7978
1.2i 16V	192	188A5.000			11.01→02.04	Rear	4	40	300	OZA675-EE1	7978
1.4i 16V	192	843A1.000, 192 B2.000			01.04→	Front	4	40	300	OZA675-EE1	7978
1.4i 16V	192	843A1.000, 192 B2.000			01.04→	Rear	4	40	300	OZA675-EE1	7978
1.6i 16V	192	182B6.000	Incl. Multi Wagon		10.01→12.06	Front	4	40	400	OZA659-EE49	5753
1.6i 16V	192	182 B6.000 > M10 >	Incl. Multi Wagon		10.01→12.03	Rear	4	40	600	OZA659-EE31	1613
1.8i 16V	192	192A4.000			10.01→	Front	4	40	260	OZA532-A3	0409
1.8i 16V	192	192A4.000			10.01→	Rear	4	40	610	OZA532-A2	0489
2.4i 20V	192	192A2.000			11.01→12.03	Front	4	40	300	OZA659-EE3	0377
2.4i 20V	192	192A2.000			11.01→12.03	Rear	4	40	300	OZA659-EE3	0377
Tempra											
1.4i.e.		160A1.046	Incl. Estate		03.92→03.95	Front	3	19	895	OZA446-E4	1877
1.4i.e.		836A4.000	Incl. Estate		03.95→12.96	Front	4	40	972	OZA527-E7	0213
1.6i.e.		159A3.046	Incl. Estate & Selecta		06.90→07.92	Front	3	19	895	OZA446-E4	1877
1.6i.e.		835C1.000	Incl. Estate		04.93→12.96	Front	4	40	972	OZA527-E7	0213
1.6i.e.		159B9.000			04.94→10.96	Front	4	42	820	OZA527-E11	1787
1.8i.e.		159A4.000 159A5.046			02.90→03.93	Front	3	19	670	OZA446-E1	1833
1.8i.e.		159A4.046 835C4.000			04.93→12.96	Front	4	38	880	OZA527-E4	0218
2.0i.e.		159A6.046/159AC6.046	Incl. Estate 4x4		02.90→12.96	Front	3	19	670	OZA446-E1	1833
Tipo											
1.4i.e.		160A1.046			05.89→10.95	Front	3	19	895	OZA446-E4	1877
1.6i.e.		159A3.046 / 048	Incl. Selecta model		03.90→10.95	Front	3	19	895	OZA446-E4	1877
1.6i.e.		835C1.000			03.93→10.95	Front	4	38	880	OZA527-E4	0218
1.8i.e.		835C2.000			03.93→10.95	Front	3	19	895	OZA446-E4	1877
1.8i.e. GT		159A4.046			03.92→03.93	Front	3	19	895	OZA446-E4	1877
2.0i.e. 8V		159A6.046			03.93→10.95	Front	3	19	895	OZA446-E4	1877
2.0i.e. 16V		836A3.000			03.93→10.95	Front	3	19	895	OZA446-E4	1877

LITRE / MODEL	TYPE	ENGINE TYPE	CHASSIS INFO	GENERAL INFO	DATE	SENSOR POSITION	(W)	(C)	(L)	PART NO.	STOCK NO.
FIAT (continued)											
Ulysse											
1.8i		LFW			05.96→05.00	Front	4	49	1480	OZA448-E56	0481
2.0i.e.		RFU			09.94→05.00	Front	4	49	1480	OZA448-E56	0481
2.0i.e. Turbo		RGX			09.94→05.00	Front	4	49	1480	OZA448-E56	0481
2.0i 16V	220	RFV <XU10J4R>			01.98→06.00	Front	4	83	1230	OZA659-EE8	0382
2.0i 16V	220	RFV <XU10J4R>			01.98→06.00	Rear	4	82	1490	OZA659-EE21	0395
2.0i 16V	179AX	RFN			06.00→10.05	Front	4	83	380	OZA659-EE12	0386
2.0i 16V	179AX	RFN			06.00→10.05	Rear	4	83	380	OZA659-EE12	0386
Uno											
1.0 45i.e.		156A2..Fire		SPI	10.87→08.89	Front	1	3	472	OZA401-E2	1802
1.0 45i.e. Van		156A2.246	Van		09.92→03.94	Front	3	19	670	OZA446-E1	1833
1.0 45i.e.		156A2.246			06.92→03.94	Front	3	19	895	OZA446-E4	1877
1.0i.e.		146C7.000			07.94→06.97	Front	4	31	290	OZA114-A1	1856
1.1i.e.		146C3.000			09.89→03.94	Front	3	19	975	OZA446-E2	1855
1.1i.e.		156C.046			06.92→03.94	Front	3	19	895	OZA446-E4	1877
1.3i.e. Turbo		146A2.146			10.87→03.91	Front	3	19	895	OZA446-E4	1877
1.4 70 i.e.		146C1.000			09.89→09.92	Front	3	19	885	OZA445-E6	0258
1.4 70i.e.		160A1.046			09.89→03.94	Front	3	19	895	OZA446-E4	1877
1.5 75i.e.		138C2..Kat.			10.85→08.87	Front	1	3	472	OZA401-E2	1802
1.5 75i.e.		149C1.000		SPI	09.87→03.94	Front	3	19	895	OZA446-E4	1877
FORD											
Cougar											
2.0i 16V		ED Zetec-E SEFI			10.98→	Front	4	32	372	OZA519-D1	0244
2.5i V6		LCBA/LCBB/LCBC/LCBE		Duratec-VE SEFI	10.98→	Front	4	32	372	OZA519-D1	0244
2.5i V6 ST200		MABB		Duratec-VE SEFI	01.00→	Front	4	32	372	OZA519-D1	0244
Escort →1990											
1.4i		F6B, F6D (CVH)			01.87→07.90	Front	3	25	271	OZA446-E46	0139
1.4i		F6B, F6D (CVH)	Incl. Cabrio model		01.87→07.90	Front	4	63	270	OZA527-E21	1817
1.4i		F6B, F6D (CVH)			09.89→07.90	Front	4	27	270	OZA448-E12	1865
1.6i		L4B (CVH)			01.86→07.90	Front	3	25	271	OZA446-E46	0139
1.6i XR3i		L4B, LJB (CVH)			01.86→07.90	Front	3	25	271	OZA446-E46	0139
1.6i XR3i		LJA, LJB (CVH)			09.89→07.90	Front	4	27	270	OZA448-E12	1865



Sensor Position is listed as either FRONT (regulating) for pre-catalyst or REAR (diagnostic) for post-catalyst installation

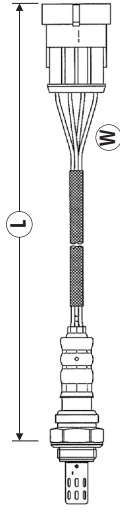


LITRE / MODEL	TYPE	ENGINE TYPE	CHASSIS INFO	GENERAL INFO	DATE	SENSOR POSITION	W	C	L	PART NO.	STOCK NO.
FORD (continued)											
Escort 1991 → 1995											
1.3i		J6A (HCS)			05.91→12.91	Front	4	27	270	OZA448-E12	1865
1.3i		J4B / J6A / JBD	Incl. Estate		01.92→09.92	Front	4	27	270	OZA660-EE15	5708
1.3i		J6A (HCS)	Incl. Estate		10.92→12.94	Front	4	27	375	OZA448-E44	0293
1.4i		F6F, F6G (CVH)			05.91→12.91	Front	4	27	270	OZA448-E12	1865
1.4i		F6F / F6G	Incl. Cabrio/Estate		01.92→09.92	Front	4	27	270	OZA660-EE15	5708
1.4i		F6F, F6G (CVH)			10.92→12.94	Front	4	27	375	OZA448-E44	0293
1.4i		F4B (PTE)			02.94→12.94	Front	4	27	375	OZA448-E44	0293
1.6i		LJF, LJ E (CVH)	Incl. Cabrio model		05.91→12.91	Front	4	27	270	OZA448-E12	1865
1.6i		LJF			01.92→09.92	Front	4	27	270	OZA660-EE15	5708
1.6i 16V		L1E Zetec SEFI			01.93→12.94	Front	4	27	610	OZA448-E48	0239
1.6i 16V		L1E Zetec SEFI			09.92→09.95	Front	4	27	600	OZA33-D8	1867
1.8i 16V		RDA, ROB Zetec SEFI			01.92→03.96	Front	4	27	600	OZA33-D8	1867
1.8i 16V XR3i		RDA, ROB Zetec SEFI			01.93→12.94	Front	4	27	610	OZA448-E48	0239
2.0i 16V		N7A DOHC 16V		Right Hand sensor only	09.91→12.94	Front	4	27	610	OZA448-E48	0239
2.0i 16V RS 2000		N7A DOHC 16V	Incl. 4x4 model		05.91→01.95	Front	4	27	720	OZA448-E55	0470
2.0 Cosworth		N5F		Webber System - Titania Sensor	12.91→07.93	Front	3	103	876	01D5F-3E1	0023
Escort 1995 →											
1.3i		J6A (HCS)			01.95→	Front	4	27	375	OZA448-E44	0293
1.4i		F4B (PTE)	Incl. Van		01.95→	Front	4	27	375	OZA448-E44	0293
1.6i 16V 4x4		L1E Zetec SEFI			01.95→	Front	4	27	610	OZA448-E48	0239
1.6i 16V		L1E Zetec SEFI			08.95→07.00	Front	4	27	360	OZA89-D2	0135
1.6i 16V		L1E Zetec SEFI		Manual Transmission Only	09.96→	Front	4	27	600	OZA33-D8	1867
1.6i 16V		L1H, L1K Zetec-E SEFI			01.95→	Front	4	27	610	OZA448-E48	0239
1.6i 16V		L1K Zetec-E SEFI			08.95→07.00	Front	4	27	360	OZA89-D2	0135
1.6i 16V		L1K Zetec-E SEFI		Manual Transmission Only	09.96→	Front	4	27	600	OZA33-D8	1867
1.8i 16V		RDA, ROB Zetec SEFI	Incl. XR3 Cabrio		01.95→	Front	4	27	610	OZA448-E48	0239
1.8i 16V		RKC Zetec-E SEFI			01.95→	Front	4	27	610	OZA448-E48	0239
1.8i 16V		RKA Zetec			08.95→01.99	Front	4	27	360	OZA89-D2	0135
1.8i 16V		RDA, ROB Zetec SEFI			10.96→	Front	4	27	600	OZA33-D8	1867
2.0i 16V RS 2000		N7A DOHC 16V		Right Hand sensor only	01.95→	Front	4	27	610	OZA448-E48	0239

LITRE / MODEL	TYPE	ENGINE TYPE	CHASSIS INFO	GENERAL INFO	DATE	SENSOR POSITION	(W)	(C)	(L)	PART NO.	STOCK NO.
FORD (continued)											
Fiesta →1996											
1.1i		G6A (HCS)			03.89→12.92	Front	4	27	270	0ZA448-E12	1865
1.1i		G6A (HCS)			01.93→12.96	Front	4	27	375	0ZA448-E44	0293
1.3i		J6B (HCS)			06.91→12.92	Front	4	27	270	0ZA448-E12	1865
1.3i		J6B (HCS)			01.93→12.96	Front	4	27	375	0ZA448-E44	0293
1.4i		F6A, F6C (CVH)			10.86→02.89	Front	3	25	271	0ZA446-E46	0139
1.4i		F6E (CVH)			03.89→12.92	Front	4	27	270	0ZA448-E12	1865
1.4i		F6E (CVH)			01.93→12.96	Front	4	27	375	0ZA448-E44	0293
1.6i		LUH (CVH)			02.94→09.95	Front	4	27	600	0ZA33-D8	1867
1.6i XR2i		LJC, LJD (CVH)			03.89→12.92	Front	4	27	270	0ZA448-E12	1865
1.6i XR2i		LJC, LJD (CVH)			01.93→12.96	Front	4	27	375	0ZA448-E44	0293
1.8i 16V		RDB, RQC Zetec SEFI			01.93→10.95	Front	4	27	300	0ZA33-D5	0199
Fiesta 1996→2002											
1.25i 16V		DHA / DHB / DHC / DHD - Zetec SE			11.95-09.98	Front	4	27	370	0ZA659-EE44	1638
1.25i 16V		DH- Zetec-SE SEFI		Manual Transmission Only	08.98→12.02	Front	4	32	372	0ZA519-D1	0244
1.25i 16V		DH- Zetec-SE SEFI		Automatic Transmission Only	10.98-12.02	Front	4	27	370	0ZA659-EE44	1638
1.3i		JJA, JJC Endura-E			10.95→	Front	4	27	375	0ZA448-E44	0293
1.3i		J4C, J4J Endura-E			10.95→1998	Front	4	27	375	0ZA448-E44	0293
1.3i		J4 Endura-E			1999→	Front	4	32	372	0ZA519-D1	0244
1.3i		J4 Endura-E			2000→	Rear	4	32	372	0ZA381-D1	1820
1.4i 16V		FHA / FHC/ FHE - Zetec-SE / SEFI			01.96-12.00	Front	4	27	370	0ZA659-EE44	1638
1.6i 16V		L1T, L1V Zetec-SE SEFI			02.00→	Front	4	32	372	0ZA519-D1	0244
Fiesta 2002→											
1.25i 16V		FUJA, FUJB			03.03→	Front	4	32	335	0ZA519-SZ2	0052
1.25i 16V		FUJA, FUJB			03.03→	Rear	4	32	300	0ZA341-SZ3	0039
1.3 8V		A9JA, A9JB RoCam			04.02→03.03	Front	4	32	372	0ZA488-SZ1	1766
1.3 8V		A9JA, A9JB RoCam			04.02→03.03	Rear	4	32	300	0ZA341-SZ3	0039
1.4i		FXJA, FXJB			04.02→	Front	4	32	335	0ZA519-SZ2	0052
1.4i		FXJA, FXJB			04.02→	Rear	4	32	300	0ZA341-SZ3	0039
1.6i		FYJA, FYJB			04.02→	Front	4	32	335	0ZA519-SZ2	0052
1.6i		FYJA, FYJB		Manual Transmission Only	04.02→	Rear	4	32	300	0ZA341-SZ3	0039
1.6i		FYJA, FYJB		Auto Transmission Only	04.02→	Rear	4	32	800	0ZA341-SZ2	0038



Sensor Position is listed as either FRONT (regulating) for pre-catalyst or REAR (diagnostic) for post-catalyst installation



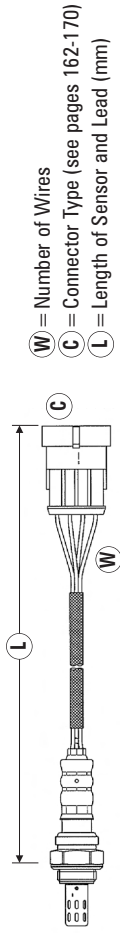
- W** = Number of Wires
C = Connector Type (see pages 162-170)
L = Length of Sensor and Lead (mm)

LITRE / MODEL	TYPE	ENGINE TYPE	CHASSIS INFO	GENERAL INFO	DATE	SENSOR POSITION	W	C	L	PART NO.	STOCK NO.
FORD (continued)											
Focus											
1.4i 16V		FXD- Zetec-SE SFI	Incl. Saloon/Estate	96 EEC	10.98→06.00	Front	4	32	375	OZA659-EE9	0383
1.4i 16V		FXD- Zetec-SE SFI			07.00→	Front	4	32	372	OZA519-D1	0244
1.4i 16V		FXD- Zetec-SE SFI			08.00→	Rear	4	32	372	OZA381-D1	1820
1.6i 16V		FYD- Zetec-SE SFI	Incl. Saloon/Estate	96 EEC	10.98→06.00	Front	4	32	375	OZA659-EE9	0383
1.6i 16V		FYD- Zetec-SE SFI	Incl. Saloon & Estate		10.98→06.00	Rear	4	32	390	OZA659-EE43	1630
1.6i 16V		FYD- Zetec-SE SFI			07.00→	Front	4	32	372	OZA519-D1	0244
1.6i 16V		FYD- Zetec-SE SFI			07.00→	Rear	4	32	372	OZA381-D1	1820
1.8i 16V		EYD- Zetec-E SFI			10.98→	Front	4	32	372	OZA519-D1	0244
1.8i 16V		EYD- Zetec-E SFI			07.00→	Rear	4	32	372	OZA381-D1	1820
2.0i 16V		EDD- Zetec-E SFI			10.99→	Front	4	32	372	OZA519-D1	0244
2.0i 16V		EDD- Zetec-E SFI			07.00→	Rear	4	32	372	OZA381-D1	1820
2.0i 16V ST170		Duratec-ST SFI			03.02→	Front	4	32	393	OZA488-D2	1757
2.0i 16V ST170		Duratec-ST SFI			03.02→	Rear	4	32	393	OZA381-D3	0462
Fusion											
1.4i		FXJA, FXJB			08.02→	Front	4	32	335	OZA519-SZ2	0052
1.4i		FXJA, FXJB			08.02→	Rear	4	32	300	OZA341-SZ3	0039
1.6i		FYJA, FYJB			08.02→	Front	4	32	335	OZA519-SZ2	0052
1.6i		FYJA, FYJB			08.02→	Rear	4	32	300	OZA341-SZ3	0039
Galaxy											
2.0i		NSE - DL20 SEFI			02.95→03.00	Front	4	27	370	OZA659-EE44	1638
2.0i		NSE ZVSA			01.01→02.06	Front	4	32	375	OZA659-EE9	0383
2.3i 16V		Y5B - DH23 SEFI			01.97→03.00	Front	4	27	370	OZA659-EE44	1638
2.3i 16V		ESSA			04.00→07.02	Front	4	32	375	OZA659-EE9	0383
2.8i V6		AAA			11.95→12.95	Front	4	48	1430	OZA447-E36	1950
2.8i V6		AAA			01.96→10.97	Front	4	48	720	OZA447-E31	0460
2.8i V6 4x4		AAA			04.96→04.00	Front	4	48	720	OZA447-E31	0460
Granada/Scorpio →1995											
2.0i		NRC		3 x wire sensor	10.85→05.89	Front	3	25	271	OZA446-E46	0139
2.0i		NRC		4 x wire sensor	10.85→12.90	Front	4	63	270	OZA527-E21	1817
2.0i		NEL			04.85→08.89	Front	4	63	270	OZA527-E21	1817
2.0i		N8B, N8D, NEL, NRA			04.85→02.92	Front	4	63	270	OZA527-E21	1817

LITRE / MODEL	TYPE	ENGINE TYPE	CHASSIS INFO	GENERAL INFO	DATE	SENSOR POSITION	(W)	(C)	(L)	PART NO.	STOCK NO.
FORD (continued)											
Granada/Scorpio →1995											
2.0i		N8B, N8D, N9B, N9D, NER, NE4			05.89→08.89	Front	4	63	270	0ZA527-E21	1817
2.0i		N9B, N9D			09.89→02.92	Front	4	27	270	0ZA448-E12	1865
2.0i		N9F			02.92→09.94	Front	4	27	720	0ZA448-E55	0470
2.4i		ARD		Right Hand sensor only	10.88→04.89	Front	3	25	271	0ZA446-E46	0139
2.4i (92)		ARD			02.92→12.94	Front	4	27	555	0ZA448-E42	0271
2.4i (92)		ARD		Right Hand sensor only	10.92→12.94	Front	4	27	375	0ZA448-E44	0293
2.9i (92)		BRF		Left Hand sensor only	02.92→12.94	Front	4	27	555	0ZA448-E42	0271
2.9i (92)		BRF		Right Hand sensor only	10.92→12.94	Front	4	27	375	0ZA448-E44	0293
2.9i 4x4 (92)		BRE		Left Hand sensor only	02.92→12.94	Front	4	27	555	0ZA448-E42	0271
2.9i 4x4 (92)		BRE		Right Hand sensor only	10.92→12.94	Front	4	27	375	0ZA448-E44	0293
2.9i 24V (92)		BOA		Left Hand sensor only	02.92→12.94	Front	4	27	555	0ZA448-E42	0271
2.9i 24V (92)		BOA		Right Hand sensor only	10.92→12.94	Front	4	27	375	0ZA448-E44	0293
Ka											
1.3i		JJB / J4K / J4D Endura-E OHV			09.96→01.99	Front	4	27	375	0ZA448-E44	0293
1.3i		J4 Endura-E OHV			08.98→11.02	Front	4	32	372	0ZA519-D1	0244
1.3i		J4 Endura-E OHV			2000→11.02	Rear	4	32	372	0ZA381-D1	1820
1.3i		A9A, A9B, BAA RoCam Duratec			11.02→	Front	4	32	372	0ZA488-SZ1	1766
1.3i		A9A, A9B, BAA RoCam Duratec			11.02→	Rear	4	32	300	0ZA341-SZ3	0039
1.6i		Rocam			07.03→	Front	4	32	372	0ZA488-SZ1	1766
Mondeo I 1993→1996											
1.6i 16V		L1F Zetec SEFI			02.93→07.96	Front	4	27	375	0ZA448-E44	0293
1.6i 16V		L1F Zetec SEFI			02.93→07.96	Front	4	27	300	0ZA89-D1	1890
1.6i 16V		L1J Zetec-E SEFI			02.93→07.96	Front	4	27	375	0ZA448-E44	0293
1.8i 16V		RKB Zetec-E SEFI			02.93→07.96	Front	4	27	375	0ZA448-E44	0293
1.8i 16V		RKA Zetec SEFI			02.93→07.96	Front	4	27	300	0ZA89-D1	1890
1.8i 16V		RKA Zetec			02.93→07.96	Front	4	27	375	0ZA448-E44	0293
2.0i 16V		NGA Zetec-E SEFI			02.93→07.96	Front	4	27	300	0ZA89-D1	1890
2.0i 16V		NGA Zetec-E SEFI			02.93→07.96	Front	4	27	375	0ZA448-E44	0293
2.0i 16V 4x4		NGA Zetec-E SEFI			07.93→07.96	Front	4	27	375	0ZA448-E44	0293
2.5i		SEA Duratec-VE			10.94→07.96	Front	4	27	360	0ZA89-D2	0135



Sensor Position is listed as either FRONT (regulating) for pre-catalyst or REAR (diagnostic) for post-catalyst installation

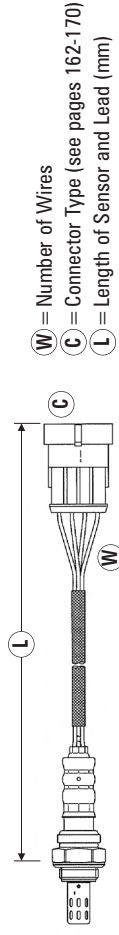


LITRE / MODEL	TYPE	ENGINE TYPE	CHASSIS INFO	GENERAL INFO	DATE	SENSOR POSITION	W	C	L	PART NO.	STOCK NO.
FORD (continued)											
Mondeo II 1996→2000											
1.6i 16V		L1J Zetec-E SEFI			09.96→	Front	4	27	360	OZA216-D2	0190
1.6i 16V		L1F Zetec SEFI			08.96→07.98	Front	4	27	360	OZA216-D2	0190
1.6i 16V		L1J Zetec-E SEFI			08.98→	Front	4	32	372	OZA519-D1	0244
1.8i 16V		RKB Zetec-E SEFI			08.96→	Front	4	27	360	OZA216-D2	0190
1.8i 16V		RKA Zetec SEFI			08.96→07.98	Front	4	27	360	OZA216-D2	0190
1.8i 16V		RK- Zetec-E SEFI			08.98→10.00	Rear	4	32	372	OZA381-D1	1820
2.0i 16V		NGA Zetec-E SEFI			08.96→07.98	Front	4	27	710	OZA216-D3	0125
2.0i 16V		NG- Zetec-E SEFI			08.98→10.00	Front	4	32	372	OZA519-D1	0244
2.0i 16V		NG- Zetec-E SEFI			08.98→10.00	Rear	4	32	372	OZA381-D1	1820
2.5i		SEA Duratec-VE			08.96→	Front	4	27	360	OZA216-D2	0190
2.5i		Duratec-VE			1998→2000	Front	4	32	393	OZA488-D2	1757
2.5i		Duratec-VE			06.99→11.00	Rear	4	32	372	OZA381-D1	1820
Mondeo III 10/2000→											
1.8i 16V		CGBA, CGBB, CHBA, CHBB			10.00→	Front	4	32	330	OZA504-D2	1708
1.8i 16V		CGBA, CGBB, CHBA, CHBB			10.00→	Rear	4	32	915	OZA555-D2	0057
1.8 SCi		CFBA	Incl. Saloon & Estate		06.03→	Front	4	32	390	OZA659-EE43	1630
2.0i 16V		CJBA / CJB B	Incl. Estate		10.00→	Front	4	32	330	OZA504-D2	1708
2.0i 16V		CJBA / CJB B			10.00→	Rear	4	32	915	OZA555-D2	0057
2.5i V6		LCBD			10.00→	Front	4	32	330	OZA504-D2	1708
2.5i V6		LCBD			10.00→	Rear	4	32	915	OZA555-D2	0057
3.0i ST220		MEBA	Incl. Estate		04.02→	Front	4	32	330	OZA504-D2	1708
3.0i ST220		MEBA			04.02→	Rear	4	32	372	OZA555-D3	0058
Orion											
1.3i		J6A			05.91→12.91	Front	4	27	270	OZA448-E12	1865
1.4i		F6F, F6G			05.91→12.91	Front	4	27	270	OZA448-E12	1865
1.4i		F6B, F6D			10.87→07.90	Front	3	25	271	OZA446-E46	0139
1.4		F6F / F6G			12.91→12.93	Front	4	27	270	OZA660-EE15	5708
1.6i		L4B			09.85→07.90	Front	3	25	271	OZA446-E46	0139
1.6i		LJF			12.91→09.92	Front	4	27	270	OZA660-EE15	5708
1.6i		L1E			09.92→08.93	Front	4	27	600	OZA33-D8	1867
1.6i		LJE, LJF			05.91→12.91	Front	4	27	270	OZA448-E12	1865

LITRE / MODEL	TYPE	ENGINE TYPE	CHASSIS INFO	GENERAL INFO	DATE	SENSOR POSITION	(W)	(C)	(L)	PART NO.	STOCK NO.
FORD (continued)											
Orion											
1.8i		RDA			01.92→08.93	Front	4	27	600	OZA33-D8	1867
1.8i		ROB			02.92→08.93	Front	4	27	600	OZA33-D8	1867
Probe											
2.5i 24V					07.91→06.97	Front	4	31	480	OZA74-F1	0401
Puma											
1.4i 16V		FHD / FHF - Zetec-SE/FI			01.98-11.00	Front	4	27	370	OZA659-EE44	1638
1.4i 16V		FHD / FHF - Zetec-SE/FI			01.98-11.00	Rear	4	27	370	OZA659-EE44	1638
1.6i 16V					10.00→	Front	4	32	372	OZA519-D1	0244
1.7i 16V		MHA / MHB - Zetec-S VCT			06.97-12.01	Front	4	27	370	OZA659-EE44	1638
1.7i 16V		MHA / MHB - Zetec-S VCT			06.97-12.01	Rear	4	27	370	OZA659-EE44	1638
Scorpio 1995→											
2.0i		NSD - DL20 SEFI			10.94-12.98	Front	4	27	370	OZA659-EE44	1638
2.0i		N3A - DH20 SEFI			10.94-04.96	Front	4	27	370	OZA659-EE44	1638
2.0i		N3A - DH20 SEFI			10.94-04.96	Rear	4	27	370	OZA659-EE44	1638
2.3i 16V		Y5A - DH23 SEFI			05.96-12.98	Front	4	27	370	OZA659-EE44	1638
2.9i		BRG			01.95→12.98	Front	4	27	555	OZA448-E42	0271
2.9i 24V		BOB			01.95→12.98	Front	4	27	375	OZA448-E44	0293
Sierra											
1.6i		L6B	Incl. Estate		10.89→01.90	Front	4	63	270	OZA527-E21	1817
1.6i		L6B			01.90→02.93	Front	4	27	270	OZA448-E12	1865
1.8		CVH			01.87→12.92	Front	4	27	600	OZA33-D8	1867
2.0i		NR2, NRD		3 x wire sensor	10.85→12.86	Front	3	25	271	OZA446-E46	0139
2.0i		N4I		3 x wire sensor	01.87→10.89	Front	3	25	271	OZA446-E46	0139
2.0i		N4A, N4B		3 x wire sensor	01.87→11.91	Front	3	25	271	OZA446-E46	0139
2.0i		N4A, N4B			11.91→02.93	Front	4	27	270	OZA448-E12	1865
2.0i Estate		N4B	Estate		01.87→02.93	Front	4	63	270	OZA527-E21	1817
2.0i		N4A		3 x wire sensor	01.87→11.91	Front	3	25	271	OZA446-E46	0139
2.0i Saloon		N9C			06.89→02.93	Front	4	27	600	OZA33-D8	1867
2.0i Hatchback		N9C			06.89→02.93	Front	4	63	720	OZA527-E28	0477
2.0i Estate		N9C			05.89→02.93	Front	4	63	720	OZA527-E28	0477
2.0 4x4		N9C	Incl. Estate		01.90→02.93	Front	4	27	720	OZA448-E55	0470



Sensor Position is listed as either FRONT (regulating) for pre-catalyst or REAR (diagnostic) for post-catalyst installation



LITRE / MODEL	TYPE	ENGINE TYPE	CHASSIS INFO	GENERAL INFO	SENSOR POSITION	W	C	L	PART NO.	STOCK NO.
FORD (continued)										
Sierra										
2.0 XR4i		N9C			Front	4	63	720	OZA527-E28	0477
2.9i 4x4 XR4i		B4A		Right Hand sensor only	Front	3	25	271	OZA446-E46	0139
Sport Ka										
1.6i		CDRA, CDRB Rocam			Front	4	32	372	OZA488-SZ1	1766
1.6i		CDRA, CDRB Rocam			Rear	4	32	300	OZA341-SZ3	0039
Street Ka										
1.6i		CDRA, CDRB Rocam			Front	4	32	372	OZA488-SZ1	1766
1.6i		CDRA, CDRB Rocam			Rear	4	32	300	OZA341-SZ3	0039
Transit										
2.0		N6T			Front	3	25	271	OZA446-E46	0139
2.0i FT80-FT190		NCA			Front	4	27	570	OZA448-E41	0260
2.0i FT80-FT190		NSF / NSG SEFI			Front	4	27	370	OZA659-EE44	1638

HONDA**Accord IV**

2.0i 16V Coupe	CCI	F20A7			Match plug/lead, refer to OE No.	Front	4	17	583	OZA446-E42	0150
2.0i 16V Coupe	CC1	F20A7			Match plug/lead, refer to OE No.	Front	4	43	350	OZA660-EE18	5714
2.2i 16V Aerodeck	CB8	F22A8			Match plug/lead, refer to OE No.	Front	4	17	583	OZA446-E42	0150
2.2i 16V Aerodeck	CB8	F22A8			Match plug/lead, refer to OE No.	Front	4	43	350	OZA660-EE18	5714
2.2i 16V Aerodeck	CB8	F22A7			Match plug/lead, refer to OE No.	Front	4	17	583	OZA446-E42	0150
2.2i 16V Aerodeck	CB8	F22A7			Match plug/lead, refer to OE No.	Front	4	43	350	OZA660-EE18	5714

Accord V

2.0i 16V	CC7	F20Z2				Front	4	17	583	OZA446-E42	0150
2.0i S 16V	CC7	F20Z1				Front	4	17	583	OZA446-E42	0150

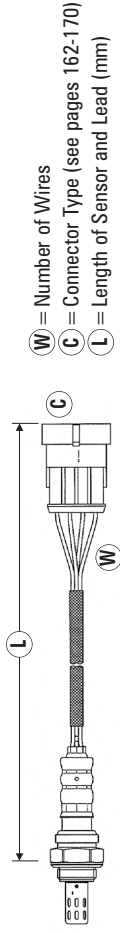
Accord VI

1.8i 16V	CE7	F18A3				Front	4	43	240	OZA569-H1	0499
1.8i 16V	CE7	F18A3				Rear	4	44	450	OZA501-H23	0469
1.8i 16V	CE7	F18A				Front	4	44	410	OZA245-H1	0169
2.0i 16V	CE2	F20B3				Front	4	43	240	OZA569-H1	0499
2.0i 16V	CE2	F20B3				Rear	4	44	450	OZA501-H23	0469
2.0i 16V	CE8	F20B / F20Z (NOT FOR F20B6)		(NOT FOR F20B6 Engine)		Front	4	44	410	OZA245-H1	0169

LITRE / MODEL	TYPE	ENGINE TYPE	CHASSIS INFO	GENERAL INFO	DATE	SENSOR POSITION	(W)	(C)	(L)	PART NO.	STOCK NO.
HONDA (continued)											
Accord VI											
2.2i 16V	CE9	F22Z			02.96→10.98	Front	4	43	225	0ZA245-H2	0180
2.2i 16V	CD7	F22B5			09.94→	Front	4	43	240	0ZA569-H1	0499
2.2i 16V	CD7	F22B5			09.94→	Rear	4	44	450	0ZA501-H23	0469
Accord VII											
1.8i	CG	F18B		Manual Transmission Only	10.98→	Front	4	43	240	0ZA501-H17	0266
1.8i	CG	F18B		Auto Transmission Only	10.98→	Front	4	43	240	0ZA421-H1	0255
1.8i	CG	F18B			10.98→	Rear	4	44	450	0ZA333-H19	0277
2.2i Type-R	CG	F22Z			02.99→	Front	4	43	240	0ZA421-H1	0255
2.2i Type-R	CG	F22Z			02.99→	Rear	4	44	450	0ZA333-H19	0277
3.0 V6 24V Coupe	CG	J30A1			02.98→	Front	3	14	1220	0ZA446-E3	1866
Civic II											
1.5i		EW4			1984→1987	Front	1	7	470	0ZA401-E52	0164
1.6i 16V Shuttle 4WD	EE4	D16A6			01.88→12.89	Front	1	5	370	0ZA401-E57	0153
1.6i 16V Shuttle 4WD	EE4	D16A6			01.88→02.95	Front	1	5	370	0ZA401-E57	0153
Civic III											
1.3i 16V Hatchback	EC8	D13B2			09.89→09.91	Front	1	5	370	0ZA401-E57	0153
1.5i 16V Hatchback	ED8	D15B2			10.88→09.91	Front	1	5	370	0ZA401-E57	0153
1.5i 16V Saloon	ED3	D15B2			12.89→09.91	Front	1	5	370	0ZA401-E57	0153
1.6i 16V Hatchback	ED7	D16A6			10.87→09.91	Front	1	5	370	0ZA401-E57	0153
1.6i 16V Saloon	ED4	D16A6			10.89→09.91	Front	1	5	370	0ZA401-E57	0153
1.6i 16V Hatchback	ED7	D16Z2			10.87→09.91	Front	1	5	370	0ZA401-E57	0153
1.6i 16V Saloon	ED4	D16Z2			10.87→09.91	Front	1	5	370	0ZA401-E57	0153
Civic IV											
1.4i Hatchback	MA8	D14A2			09.94→01.97	Front	4	43	350	0ZA660-EE18	5714
1.5i	EG4	D15Z1		5 Wire Sensor	10.91→11.95	Front	5	100	410	LZA09-E1	0025
1.5i 16V	EG4	D15Z1	Incl. Saloon EG8		01.93→01.94	Front	4	43	410	0ZA444-E1	0439
1.5i 16V LSi Coupe	EJ2	D15B7			01.94→11.95	Front	4	43	350	0ZA660-EE18	5714
1.5i Vtec-E	MA9	D15Z3		5 Wire Sensor	09.94→01.97	Front	5	100	410	LZA09-E1	0025
1.5i Vtec-E	MA9	D15Z3		3 Wire Sensor	09.94→01.97	Front	3	19	1665	0ZA446-E49	0291
1.6i 16V Vtec	EH9	D16Z6	Incl. Saloon EG5 / Coupe EJ1/MB1		10.91→12.93	Front	4	43	410	0ZA444-E1	0439
1.6i 16V Saloon	MB1	D16Z7			10.91→09.95	Front	4	43	410	0ZA502-E28	0425
1.6i 16V Saloon	MB1	D16Z6			10.91→09.95	Front	4	43	410	0ZA502-E28	0425



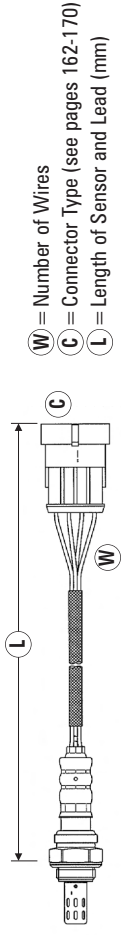
Sensor Position is listed as either FRONT (regulating) for pre-catalyst or REAR (diagnostic) for post-catalyst installation



LITRE / MODEL	TYPE	ENGINE TYPE	CHASSIS INFO	GENERAL INFO	DATE	SENSOR POSITION	W	C	L	PART NO.	STOCK NO.
HONDA (continued)											
Civic IV											
1.6i Hatchback	EH9	D16Z6			10.91→09.95	Front	4	43	410	OZA502-E28	0425
1.6i Hatchback	MB1	D16Y3			09.94→01.97	Front	4	43	350	OZA660-EE18	5714
Civic V											
1.4i 16V	EJ9	D14A3, D14A4, D14Z1			11.95→02.01	Front	1	125	335	OZA218-H2	6455
1.4i 16V	MB8	D14A			02.99→	Front	4	43	320	OZA333-H26	0299
1.4i 16V	MB8	D14A			02.99→	Rear	4	43	245	OZA333-H25	0288
1.4i 16V	EJ9	D14A			1997→	Front	4	43	320	OZA333-H4	0137
1.4i 16V	MB2	D14A7, D14A8	Incl. Estate		01.97→02.01	Front	4	43	350	OZA660-EE18	5714
1.5i 16V	MB9	D15Z			02.99→	Front	4	43	410	OZA333-H27	0212
1.5i 16V	MB9	D15Z8	Incl. Estate		01.97→02.01	Front	4	43	410	OZA444-E1	0439
1.5i	EK3	D15Z			1997→	Front	4	43	410	OZA333-H5	0148
1.6i	EK1	D16Y5			11.95→02.01	Front	4	43	410	OZA444-E1	0439
1.6i	EK1	D16Y			02.99→	Front	4	43	320	OZA333-H26	0299
1.6i	EK1	D16Y			02.99→	Rear	4	43	245	OZA333-H25	0288
1.6i	EK1	D16Y			1997→	Front	4	43	320	OZA333-H4	0137
1.6i 16V	MB4	D16B2	Incl. Estate		01.97→02.01	Front	4	43	350	OZA660-EE18	5714
1.8i	MB6	B18C4			1997→	Front	4	43	235	OZA333-H6	0159
1.8i 16V	MC2	B18C			02.99→	Front	4	43	240	OZA501-H17	0266
Civic VI 01→05											
1.3i iMA Hybrid		LDA1			09.03→01.07	Rear	4	44	535	OZA668-EE12	7951
1.6i		D16W7			07.01→09.05	Rear	4	44	535	OZA668-EE12	7951
1.7i VTEC	EM	D17A8	Coupe		04.01→12.05	Rear	4	44	595	OZA669-EE11	7971
1.7i VTEC	EM	D17A9	Coupe		04.01→01.03	Rear	4	44	535	OZA668-EE12	7951
1.7i VTEC	EM	D17A9	Coupe		02.03→12.05	Rear	4	44	595	OZA669-EE11	7971
2.0i Type R		K20A2			07.01→09.05	Front	4	43	340	OZA563-H5	0061
2.0i Type R		K20A2			07.01→09.05	Rear	4	44	740	OZA562-H7	0059
2.0i Type S		K20A3	Without Vehicle Stability Assist		10.02→05.04	Rear	4	44	690	OZA563-H8	0063
2.0i Type S		K20A3	With Vehicle Stability Assist		05.04→09.05	Rear	4	44	500	OZA614-H3	0071
Civic VII 2006→											
1.4i		L12A7	5 Door		09.05→	Rear	4	105	335	OZA635-H4	0076
1.8i		R18A2	5 Door		09.05→	Rear	4	105	275	OZA635-H1	0075

LITRE / MODEL	TYPE	ENGINE TYPE	CHASSIS INFO	GENERAL INFO	DATE	SENSOR POSITION	(W)	(C)	(L)	PART NO.	STOCK NO.
HONDA (continued)											
Concerto											
1.5i 16V	HW	D15B2			08.89→12.92	Front	1	5	370	OZA401-E57	0153
1.6i 16V	HW	D16Z2			08.89→12.92	Front	1	5	370	OZA401-E57	0153
CR-V											
2.0i		K20A4			02.02→11.04	Front	4	43	300	OZA563-H6	0062
2.0i		K20A4			02.02→11.04	Rear	4	44	455	OZA562-H9	0060
CRX											
1.6i 16V	ED9	D16Z5			10.87→02.92	Front	1	5	370	OZA401-E57	0153
1.6i 16V	EH6	D16Y8, D16Z6		Match plug/lead, refer to OE No.	03.92→12.98	Front	4	43	410	OZA502-E28	0425
1.6i 16V	EH6	D16Z6		Match plug/lead, refer to OE No.	03.92→12.98	Front	4	43	410	OZA444-E1	0439
FR-V											
1.7i		D17A2			02.05→01.07	Rear	4	44	595	OZA669-EE11	7971
Prelude											
1.8i EX	AB	ET4			11.85→04.87	Front	1	5	380	OZA401-E56	0154
2.0i EX	BA4	B20A3			04.87→01.92	Front	1	5	370	OZA401-E57	0153
2.2i 16V VTEC	BB	H22A5 185bhp		Manual Transmission Only	10.96→10.00	Front	4	44	535	OZA668-EE12	7951
2.2i 16V VTEC	BB	H22A5 185bhp		Automatic Transmission Only	10.96→10.00	Front	4	44	595	OZA669-EE11	7971
2.2i 16V VTEC	BB	H22A5 200bhp			10.96→12.98	Front	4	44	595	OZA669-EE11	7971
Steam											
1.7i 16V VTEC	RN	D17A2			04.01→	Rear	4	44	595	OZA669-EE11	7971
HYUNDAI											
Accent											
1.3i		G4EH			07.94→07.99	Front	3	79	265	OZA446-E56	0461
1.3i	LC	G4EA			04.99→02.03	Front	4	30	317	OZA107-KH2	6407
1.4i	MC	G4EE			07.06→	Front	4	30	317	OZA107-KH2	6407
1.5i	X3	G4EK			07.94→07.99	Front	3	79	265	OZA446-E56	0461
1.5i	LC	G4EB, G4EC-A			01.00→02.03	Front	4	30	317	OZA107-KH2	6407
1.6i	LC	G4ED-G			02.03→03.06	Front	4	30	317	OZA107-KH2	6407
1.6i	MC	G4ED			03.06→	Front	4	30	317	OZA107-KH2	6407
Coupe											
1.6i	RD	G4GR, 4G61			01.00→12.01	Front	4	30	317	OZA107-KH2	6407
1.6i	GK	G4ED-G			01.02→	Front	4	30	317	OZA107-KH2	6407

Sensor Position is listed as either **FRONT** (regulating) for pre-catalyst or **REAR** (diagnostic) for post-catalyst installation

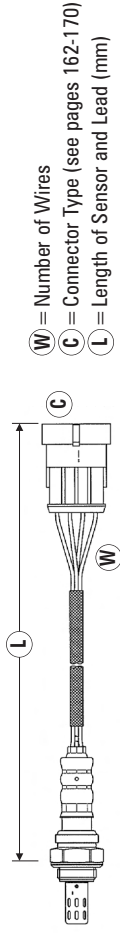


LITRE / MODEL	TYPE	ENGINE TYPE	CHASSIS INFO	GENERAL INFO	DATE	SENSOR POSITION	W	C	L	PART NO.	STOCK NO.
HYUNDAI (continued)											
Elantra											
1.5i		New Orion			10.90→04.95	Front	1	8	550	OZA25-KH3	1969
1.6i	XD	G4ED-G			03.01→08.04	Front	4	30	317	OZA107-KH2	6407
H 100											
2.4i		New Sirius			07.93→	Front	1	8	550	OZA25-KH3	1969
Getz											
1.3i	TB	G4EA			10.02→	Front	4	30	317	OZA107-KH2	6407
1.4i	TB	G4EE			10.05→	Front	4	30	317	OZA107-KH2	6407
1.6i	TB	G4ED-G			10.02→	Front	4	30	317	OZA107-KH2	6407
Lantra											
1.5i		New Orion			10.90→04.95	Front	1	8	550	OZA25-KH3	1969
Matrix											
1.6i	FC	G4ED-G			10.01→	Front	4	30	317	OZA107-KH2	6407
1.8i	FC	G4GB-G			10.01→	Rear	4	30	317	OZA107-KH2	6407
Pony											
1.3i		New Orion			04.89→07.94	Front	1	8	550	OZA25-KH3	1969
1.3i		G4EH			07.94→07.99	Front	3	79	265	OZA446-E56	0461
1.5i		New Orion			04.89→07.94	Front	1	8	550	OZA25-KH3	1969
S-Coupe											
1.5i		4G62			06.88→06.93	Front	1	8	550	OZA25-KH3	1969
1.5i		G4EK			08.92→12.94	Front	3	79	265	OZA446-E56	0461
1.5i		Alpha G4EK			07.92→06.93	Front	3	19	975	OZA446-E2	1855
1.5i GT Turbo		Alpha G4EK-TC			04.91→06.93	Front	3	19	975	OZA446-E2	1855
Sonata											
1.8i		4G62			06.88→06.93	Front	1	8	650	OZA25-KH1	1940
2.0i		4G63			06.88→06.93	Front	1	8	650	OZA25-KH1	1940
2.4i		4G64			01.89→10.93	Front	1	8	650	OZA25-KH1	1940
Trajjet											
2.0i CVT	FO	G4GC-G			06.04→	Rear	4	30	317	OZA107-KH2	6407
Tucson											
2.0i	JM	G4GC			08.04→	Rear	4	30	317	OZA107-KH2	6407

LITRE / MODEL	TYPE	ENGINE TYPE	CHASSIS INFO	GENERAL INFO	DATE	SENSOR POSITION	(W)	(C)	(L)	PART NO.	STOCK NO.
JAGUAR											
S Type											
3.0i		AJ-V6		Auto Transmission Only	09.98→	Front	4	32	271	OZA488-D1	0403
3.0i		AJ-V6		Auto Transmission Only	09.98→	Rear	4	32	393	OZA381-D3	0462
3.0i		AJ-V6	L86902→M45254	Manual Transmission Only	09.98→	Front	4	32	296	OZA381-D12	0041
3.0i		AJ-V6		Manual Transmission Only	09.98→09.00	Rear	4	32	271	OZA381-D2	0451
4.0i		AJ-V8			09.98→	Rear	4	32	393	OZA381-D3	0462
4.0i		AJ-V8			09.98→	Front	4	32	271	OZA488-D1	0403
XJ6 (Series III →86)											
4.2i		XK			03.79→10.86	Front	3	19	975	OZA446-E2	1855
XJ6 (XJ40 86→94)											
2.9i		AJ6 SOHC	Incl. Sovereign		08.86→08.90	Front	3	19	975	OZA446-E2	1855
3.2i		AJ6	Incl. Sovereign		10.90→09.94	Front	3	19	975	OZA446-E2	1855
3.6i		AJ6	Incl. Sovereign		10.86→08.89	Front	3	19	975	OZA446-E2	1855
4.0i		AJ6	Incl. Sovereign		09.89→09.94	Front	3	19	895	OZA446-E4	1877
XJ6 (X300 95→98)											
3.2i		AJ6		Titanium Sensor	10.94→	Front	4	56	730	OTD3J-5B1	0464
4.0i		AJ6		Titanium Sensor	10.94→	Front	4	56	730	OTD3J-5B1	0464
XJ12											
5.3i		V12 HE			07.81→09.94	Front	3	19	975	OZA446-E2	1855
XJS											
3.6i		AJ6			10.86→12.88	Front	3	19	975	OZA446-E2	1855
4.0i		AJ6			05.91→09.94	Front	3	19	975	OZA446-E2	1855
4.0i		AJ6		Titanium Sensor	1994→	Front	4	56	730	OTD3J-5B1	0464
5.3i		V12 HE			07.81→12.87	Front	3	19	975	OZA446-E2	1855
6.0i		V12			05.93→	Front	3	19	1215	OZA446-E16	1859
JEEP											
Cherokee											
2.5i	XJ	AMC 150 L4			03.91→12.96	Front	4	114	590	OZA28-C3	6380
2.5i	XJ	AMC 150 L4			01.96→12.96	Rear	4	115	457	OZA248-C1	6381
4.0i	XJ	AMC 242 L6 184bhp			03.91→12.96	Front	4	114	590	OZA28-C3	6380
4.0i	XJ	AMC 242 L6 178bhp		Match plug/lead, refer to OE No.	01.95→12.97	Rear	4	115	457	OZA248-C1	6381
4.0i	XJ	AMC 242 L6 178bhp		Match plug/lead, refer to OE No.	01.95→12.97	Rear	4	36	1075	OZA527-E36	1993



Sensor Position is listed as either FRONT (regulating) for pre-catalyst or REAR (diagnostic) for post-catalyst installation



LITRE / MODEL	TYPE	ENGINE TYPE	CHASSIS INFO	GENERAL INFO	DATE	SENSOR POSITION	W	C	L	PART NO.	STOCK NO.
JEEP (continued)											
Commander											
3.7i V6				Left & Right Hand Sensor	02.06→	Front	4	118	300	OZA623-C1	6397
3.7i V6				Left & Right Hand Sensor	02.06→	Rear	4	89	425	OZA571-C2	6384
5.7i V8				Left & Right Hand Sensor	02.06→	Front	4	118	300	OZA623-C1	6397
5.7i V8				Left & Right Hand Sensor	02.06→	Rear	4	89	425	OZA571-C2	6384
Grand Cherokee											
3.7i V6				Left & Right Hand Sensor	04.05→	Front	4	118	300	OZA623-C1	6397
3.7i V6				Left & Right Hand Sensor	04.05→	Rear	4	89	425	OZA571-C2	6384
4.0i					01.96→03.99	Rear	4	36	1075	OZA527-E36	1993
5.2i V8	ZJ	LA 318 OHV			03.93→12.95	Front	4	114	590	OZA28-C3	6380
5.2i V8	ZJ	LA 318 OHV			03.93→12.95	Rear	4	114	590	OZA28-C3	6380
5.2i V8	ZJ	LA 318 OHV			09.92→01.97	Rear	4	36	1075	OZA527-E36	1993
5.7i V8				Left & Right Hand Sensor	04.05→	Front	4	118	300	OZA623-C1	6397
5.7i V8				Left & Right Hand Sensor	04.05→	Rear	4	89	425	OZA571-C2	6384
Wrangler											
2.5i	YJ	AMC 150 L4			03.91→12.95	Front	4	114	590	OZA28-C3	6380
4.0i	YJ	AMC 242 L6			03.91→12.95	Front	4	114	590	OZA28-C3	6380
4.0i					06.05→12.05	Front	4	89	425	OZA571-C2	6384
4.0i				Left Hand Sensor	01.06→	Front	4	119	457	OZA623-C2	6400
4.0i				Right Hand Sensor	01.06→	Front	4	118	300	OZA623-C1	6397
4.0i					06.05→	Rear	4	89	425	OZA571-C2	6384

KIA**Carens**

2.0i	FJ	G4GC			04.05→	Front	4	30	317	OZA107-KH2	6407
------	----	------	--	--	--------	-------	---	----	-----	------------	------

Cerato

1.6i		G4ED			09.04→	Front	4	30	317	OZA107-KH2	6407
2.0i		G4GC			01.05→	Rear	4	30	317	OZA107-KH2	6407

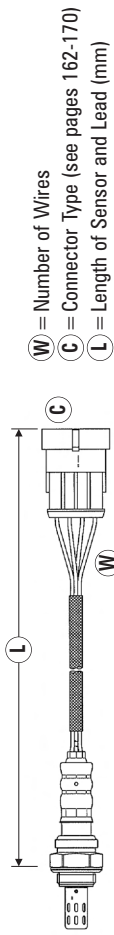
Rio

1.4i		G4EE			09.05→	Front	4	30	317	OZA107-KH2	6407
1.4i		G4EE			09.05→	Rear	4	30	317	OZA107-KH2	6407

LITRE / MODEL	TYPE	ENGINE TYPE	CHASSIS INFO	GENERAL INFO	DATE	SENSOR POSITION	(W)	(C)	(L)	PART NO.	STOCK NO.
KIA (continued)											
Rio											
1.6i		G4ED			02.08→	Front	4	30	317	OZA107-KH2	6407
1.6i		G4ED			02.08→	Rear	4	30	317	OZA107-KH2	6407
Sportage											
2.0i	JE	G4GC			12.04→	Rear	4	30	317	OZA107-KH2	6407
LAND ROVER											
Defender											
3.5i		V8 EFI		3 x wire Titania sensor	09.88→12.98	Front	3	55	521	OTD3G-3A1	0453
Discovery I											
2.0 MPI					06.93→07.97	Front	4	33	390	OZA527-E8	0284
3.5i		V8 EFI	→SA501919 →SA163099	3 x wire Titania sensor	09.88→1996	Front	3	55	521	OTD3G-3A1	0453
3.9i		V8 EFI	→SA501919 →SA163099	3 x wire Titania sensor	10.93→1996	Front	3	55	521	OTD3G-3A1	0453
3.9i				4 x wire Titania sensor (Black Plug)	96→97	Front	4	56	460	OTD3J-5A3	0024
Freelander I											
1.8i 16V	LN	K Series 18K4F	→YA999999		10.97→	Front	4	33	590	OZA527-E9	0498
1.8i 16V	LN	K Series 18K4F	1A00000 →	All Variants	10.97→09.03	Front	4	106	540	OZA659-EE2	0376
1.8i 16V	LN	K Series 18K4F	1A000001 →		02.98→	Rear	4	109	510	OZA659-EE50	5754
2.5i	LN	KV6		Match plug/lead, refer to OE No.	09.00→06.05	Rear	4	75	428	OZA495-RV2	0044
2.5i	LN	KV6 MPI		Match plug/lead, refer to OE No.	09.01→06.05	Rear	4	109	510	OZA659-EE50	5754
Range Rover I											
3.5i		23D,24D,25D		3 x wire Titania sensor	01.88→08.90	Front	3	55	521	OTD3G-3A1	0453
3.9i		35D,36D,37D,38D	JA61294 →	3 x wire Titania sensor	01.89→01.95	Front	3	55	521	OTD3G-3A1	0453
4.2i		40D	JA61294 →	3 x wire Titania sensor	09.92→12.94	Front	3	55	521	OTD3G-3A1	0453
Range Rover II											
4.0i			→VA350101	Titania Sensor (Black Plug)	95→97	Front	4	56	460	OTD3J-5A3	0024
4.0i			VA350484→WAA410481	Titania Sensor (Grey Plug)	1997→12.98	Front	4	43	521	OTD3J-5C1	0475
4.6i			→VA350101	Titania Sensor (Black Plug)	95→97	Front	4	56	460	OTD3J-5A3	0024
4.6i		46D	VA350484→WAA410481	Titania Sensor (Grey Plug)	1997→12.98	Front	4	43	521	OTD3J-5C1	0475
Range Rover III											
4.4i		BMW			03.02→	Front	4	68	290	OZA447-E27	0416
4.4i		BMW			03.02→	Rear	4	69	975	OZA447-E29	0438



Sensor Position is listed as either FRONT (regulating) for pre-catalyst or REAR (diagnostic) for post-catalyst installation



W = Number of Wires

C = Connector Type (see pages 162-170)

L = Length of Sensor and Lead (mm)

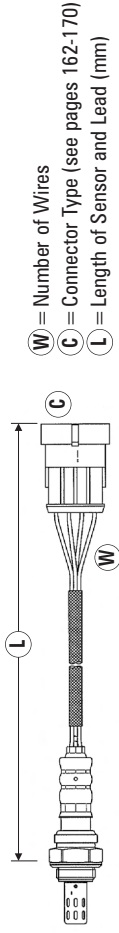
LITRE / MODEL	TYPE	ENGINE TYPE	CHASSIS INFO	GENERAL INFO	DATE	SENSOR POSITION	W	C	L	PART NO.	STOCK NO.
LEXUS											
GS300											
3.0i	JZS147	2JZ-GE			08.95→08.97	Rear	4	34	330	OZA669-EE12	7973
MAZDA											
121 II											
1.3i 16V	DB	D3			01.91→03.96	Front	3	15	350	OZA73-F1	0177
323 IV											
1.3i 8V	BG	B3, B3E			09.89→07.94	Front	1	9	450	OZA401-E55	0143
1.3i 16V	BG	B3			04.91→07.94	Front	1	9	450	OZA401-E55	0143
1.6i	BG	B6E			09.89→06.91	Front	1	9	450	OZA401-E55	0143
1.6i 16V	BG	B6			03.91→10.94	Front	1	9	450	OZA401-E55	0143
1.9i 16V	BG	B5			09.89→03.93	Front	1	9	450	OZA401-E55	0143
323 V											
1.5i	BA	Z5		→194444	07.94→09.98	Front	3	16	380	OZA186-F5	0188
626 II											
2.0i	GC	FE		700001 →	03.83→09.87	Front	1	1	550	OZA25-F1	0187
626 III											
2.0i	GD	FE		→ 500000	09.87→10.90	Front	1	1	550	OZA25-F3	0176
2.0i	GV	FE		→ 200000	10.88→10.92	Front	1	1	550	OZA25-F3	0176
626 IV											
1.8i 16V	GE	FP			08.91→03.97	Front	4	31	480	OZA74-F1	0401
1.8i 16V	GE	FP			06.94→06.95	Front	4	31	250	OZA74-F3	0446
1.8i 16V	GE	FP			07.95→03.97	Front	4	31	280	OZA74-F2	0433
2.0i 8V	GE	FS			08.91→04.97	Front	4	31	250	OZA253-F6	0122
2.0i 16V	GE	FS			08.91→03.97	Front	4	31	480	OZA74-F1	0401
2.0i 16V 4WD	GE	FS			09.91→03.97	Front	4	31	480	OZA74-F1	0401
2.5i 24V	GE	KL			09.91→03.97	Front	4	31	480	OZA74-F1	0401
929 III											
2.0i	HC	FE			06.87→12.88	Front	1	1	550	OZA25-F3	0176
3.0i 18V	HC	JE1			10.87→06.89	Front	3	78	420	OZA21-F3	0256
3.0i 18V	HC	JE01			12.86→06.89	Front	3	78	420	OZA21-F3	0256

LITRE / MODEL	TYPE	ENGINE TYPE	CHASSIS INFO	GENERAL INFO	DATE	SENSOR POSITION	(W)	(C)	(L)	PART NO.	STOCK NO.
MAZDA (continued)											
MX-3											
1.6i	EC	B69			07.91→	Front	1	9	450	OZA401-E55	0143
MX-6											
2.0i	GE	FS			1991→1997	Front	4	31	250	OZA253-F6	0122
2.5i 24V	GE	KL			07.91→06.97	Front	4	31	480	OZA74-F1	0401
Xedos 6											
2.0i 24V	CA	KF1			01.92→03.94	Front	4	31	480	OZA74-F1	0401
Xedos 9											
2.3i 24V	TA	KJ-ZEM Miller-Cycle		3 Wire Sensor	12.94→07.98	Front	3	15	450	OZA186-F7	0457
2.3i 24V	TA	KJ-ZEM Miller-Cycle		4 Wire Sensor	12.94→07.98	Front	4	47	485	OZA673-EE1	7974

MERCEDES											
190 (W201)											
1.7 190E	W201	M102.919			05.92→08.93	Front	3	20	510	OZA446-E7	1872
1.8 190E	W201	M102.910			04.90→08.93	Front	3	20	510	OZA446-E7	1872
1.9 190E	W201	M102.924			01.86→12.89	Front	3	21	315	OZA446-E13	1826
2.0 190E	W201	M102.962		→A528957	09.85→09.89	Front	3	20	510	OZA446-E7	1872
2.0 190E	W201	M102.962/ 236839→			09.89→08.93	Front	3	20	510	OZA446-E7	1872
2.0 190E	W201	M102.962/ 122336→			09.89→08.93	Front	3	20	510	OZA446-E7	1872
2.3 190E 8V	W201	M102.985			09.86→09.89	Front	3	20	760	OZA446-E14	1837
2.3 190E 8V	W201	M102.985/ 033730→		→A528957	09.89→08.93	Front	3	20	510	OZA446-E7	1872
2.3 190E 8V	W201	M102.985/ 080065→			09.89→08.93	Front	3	20	510	OZA446-E7	1872
2.3 190E 16V	W201	M102.983			09.85→08.88	Front	3	20	760	OZA446-E14	1837
2.5 190E 16V	W201	M102.990, 991, 992		Incl. Evolution I & II	09.88→08.93	Front	3	21	315	OZA446-E13	1826
2.6 190E	W201	M103.942			09.86→08.93	Front	3	21	315	OZA446-E13	1826
200 (124)											
2.0 200 E	W124	M102.922			01.86→08.89	Front	3	20	760	OZA446-E14	1837
2.0 200 E	W124	M102.963			09.88→09.89	Front	3	20	760	OZA446-E14	1837
2.0 200 E	W124	M102.963/036266→		Manual Transmission Only	09.89→08.92	Front	3	20	510	OZA446-E7	1872
2.0 200 E	W124	M102.963/009690→		Auto Transmission Only	09.89→08.92	Front	3	20	510	OZA446-E7	1872
2.0 200 E	W124	M111.940			09.92→06.93	Front	4	41	770	OZA527-E10	0263
2.0 200 E	W124	M111.940			07.93→06.95	Front	4	41	770	OZA527-E10	0263
2.0 200 E Cabrio	A124	M111.940			07.93→	Front	4	41	770	OZA527-E10	0263



Sensor Position is listed as either FRONT (regulating) for pre-catalyst or REAR (diagnostic) for post-catalyst installation

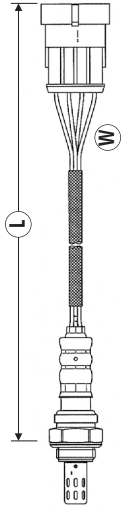


LITRE / MODEL	TYPE	ENGINE TYPE	CHASSIS INFO	GENERAL INFO	DATE	SENSOR POSITION	W	C	L	PART NO.	STOCK NO.
MERCEDES (continued)											
200 (124)											
2.0 200 E Coupe	C124	M111.940			07.93→06.96	Front	4	41	770	OZA527-E10	0263
2.0 200 TE	S124	M102.963	Estate		09.88→08.92	Front	3	20	510	OZA446-E7	1872
2.0 200 TE	S124	M102.962	Estate		09.88→12.89	Front	3	20	510	OZA446-E7	1872
2.0 200 TE	S124	M111.940	Estate		07.93→05.96	Front	4	41	770	OZA527-E10	0263
220 (124)											
2.2 220 E	W124	M111.960			09.92→06.93	Front	4	41	770	OZA527-E10	0263
2.2 220 E	W124	M111.960			07.93→06.95	Front	4	41	770	OZA527-E10	0263
2.2 220 E Cabrio	A124	M111.960			07.93→	Front	4	41	770	OZA527-E10	0263
2.2 220 E Coupe	C124	M111.960			07.93→06.96	Front	4	41	770	OZA527-E10	0263
2.2 220 TE	S124	M111.960	Estate		07.93→05.96	Front	4	41	770	OZA527-E10	0263
230 (124)											
2.3 230 CE Coupe	C124	M102.982			03.87→08.88	Front	3	20	760	OZA446-E14	1837
2.3 230 CE Coupe	C124	M102.982			09.88→08.92	Front	3	20	510	OZA446-E7	1872
2.3 230 E	W124	M102.982			05.85→09.89	Front	3	20	760	OZA446-E14	1837
2.3 230 E	W124	M102.982/146597→		Manual Transmission Only	09.89→08.92	Front	3	20	510	OZA446-E7	1872
2.3 230 E	W124	M102.982/147102→		Auto Transmission Only	09.89→08.92	Front	3	20	510	OZA446-E7	1872
2.3 230 TE	S124	M102.982	Estate		09.88→08.92	Front	3	20	510	OZA446-E7	1872
260 (124)											
2.6 260 E	W124	M103.940			09.85→08.92	Front	3	20	760	OZA446-E14	1837
280 (124)											
2.8 280 E	W124	M104.942			10.92→06.93	Front	4	41	750	OZA527-E25	0444
2.8 280 E	W124	M104.942			06.93→06.95	Front	4	41	750	OZA527-E25	0444
300 (W107)											
3.0 300 SL	W107	M103.982			09.85→08.89	Front	3	20	760	OZA446-E14	1837
300 (124)											
3.0 300 CE	W124	M103.983			03.87→08.92	Front	3	20	760	OZA446-E14	1837
3.0 300 CE 24V	W124	M104.980 24V			09.89→06.93	Front	3	20	760	OZA446-E14	1837
3.0 300 E	W124	M103.983			09.85→08.92	Front	3	20	760	OZA446-E14	1837
3.0 300 E 24V	W124	M104.980			09.89→08.92	Front	3	20	760	OZA446-E14	1837
3.0 300 TE	S124	M103.983	Estate		01.86→08.92	Front	3	20	760	OZA446-E14	1837

LITRE / MODEL	TYPE	ENGINE TYPE	CHASSIS INFO	GENERAL INFO	DATE	SENSOR POSITION	(W)	(C)	(L)	PART NO.	STOCK NO.
MERCEDES (continued)											
300 (124)											
3.0 300 TE 24V	S124	M104.980	Estate		09.89→08.92	Front	3	20	760	OZA4446-E14	1837
3.0 300 TE 4 Matic	S124	M103.985	Estate		09.86→06.93	Front	3	20	760	OZA4446-E14	1837
320 (124)											
3.2 320 E	W124	M 104.992			06.93→06.95	Front	4	41	750	OZA527-E25	0444
420 (W126)											
4.2 420 SE, SEL	W126	M116.965			10.85→06.91	Front	3	20	965	OZA4446-E63	1730
500 (W126)											
5.0 500 SE, SEL	W126	M117.965			08.85→06.91	Front	3	20	965	OZA4446-E63	1730
500 (W140)											
5.0 500 SE, SEL	W140	M119.970		Flange type	02.91→05.93	Front	4	34	338	OZA384-E40	0484
560 (W126)											
5.6 560 SE, SEL	W126	M117.968			10.85→06.91	Front	3	20	965	OZA4446-E63	1730
A140 (W168)											
1.4 A140	W168	M166.940		→J 853957	10.97→	Front	4	47	240	OZA659-EE15	0389
A150 (W169)											
1.5 A150	W169				09.04→	Front	4	89	300	OZA571-C10	1836
1.5 A150	W169				09.04→	Rear	4	89	300	OZA571-C10	1836
1.5 A150	W169				09.04→	Front	4	89	300	OZA571-C10	1836
1.5 A150	W169				09.04→	Rear	4	89	300	OZA571-C10	1836
A160 (W168)											
1.6 A160	W168	M166.960		→J 853957	10.97→	Front	4	47	240	OZA659-EE15	0389
A170 (W169)											
1.7 A170	W169				09.04→	Front	4	89	300	OZA571-C10	1836
1.7 A170	W169				09.04→	Rear	4	89	300	OZA571-C10	1836
1.7 A170	W169				09.04→	Front	4	89	300	OZA571-C10	1836
1.7 A170	W169				09.04→	Rear	4	89	300	OZA571-C10	1836
A190 (W168)											
1.9 A190	W168	M166.990		→J 853957	06.99→	Front	4	47	240	OZA659-EE15	0389
A200 (W169)											
2.0 A200	W169				09.04→	Front	4	89	300	OZA571-C10	1836
2.0 A200	W169				09.04→	Rear	4	89	300	OZA571-C10	1836



Sensor Position is listed as either FRONT (regulating) for pre-catalyst or REAR (diagnostic) for post-catalyst installation



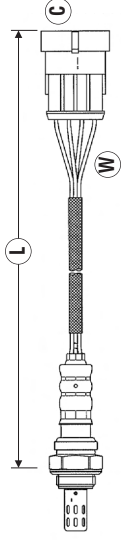
- W** = Number of Wires
C = Connector Type (see pages 162-170)
L = Length of Sensor and Lead (mm)

LITRE / MODEL	TYPE	ENGINE TYPE	CHASSIS INFO	GENERAL INFO			SENSOR POSITION	W	C	L	PART NO.	STOCK NO.
MERCEDES (continued)												
A200 (W169)												
2.0 A200	W169					09.04→	Front	4	89	300	OZA571-C10	1836
2.0 A200	W169					09.04→	Rear	4	89	300	OZA571-C10	1836
A210 (W168)												
2.1 A210	W168	M166.995 E21	→J 853957			03.01→	Front	4	47	240	OZA659-EE15	0389
C180 (202)												
1.8 C180	W202	→M111.920xx050883			Auto Transmission Only	03.93→	Front	4	39	875	OZA527-E6	0463
1.8 C180	W202	M111.920xx050884→			Auto Transmission Only	03.93→	Front	4	47	830	OZA527-E13	0285
1.8 C180	W202	→M111.920xx177655			Manual Transmission Only	03.93→	Front	4	39	875	OZA527-E6	0463
1.8 C180	W202	M111.920xx117656→			Manual Transmission Only	03.93→	Front	4	47	830	OZA527-E13	0285
1.8 C180 T	S202	→M111.920xx007268	Estate		Manual Transmission Only	05.96→	Front	4	47	985	OZA448-E45	0206
1.8 C180 T	S202	M111.921xx007269→	Estate		Manual Transmission Only	05.96→	Front	4	47	1145	OZA448-E29	0182
1.8 C180 T	S202	M111.920→M111.921xx004126	Estate		Auto Transmission Only	05.96→	Front	4	47	985	OZA448-E45	0206
1.8 C180 T	S202	M111.921xx004127→	Estate		Auto Transmission Only	05.96→	Front	4	47	1145	OZA448-E29	0182
1.8 C180 T	S202	→M111.920xx050883	Estate		Auto Transmission Only	05.96→	Front	4	39	875	OZA527-E6	0463
1.8 C180 T	S202	M111.920xx050884→	Estate		Auto Transmission Only	05.96→	Front	4	47	830	OZA527-E13	0285
1.8 C180 T	S202	M111.920xx117656→	Estate		Manual Transmission Only	05.96→	Front	4	47	830	OZA527-E13	0285
2.0 C180 T	S202	M111.952	Estate			09.00→03.01	Rear	4	47	380	OZA659-EE27	1609
C180 (203)												
2.0 C180	W203	M111.951			Euro 3 (D3)	09.00→	Front	4	47	480	OZA659-EE29	1611
2.0 C180	W203	M111.951			Euro 3 (D3)	10.00→05.02	Rear	4	47	585	OZA659-EE34	1618
2.0 C180	W203	M111.951			Euro 4 (D4)	09.00→	Rear	4	47	240	OZA659-EE15	0389
2.0 C180	W203	M111.951			Euro 4 (D4)	10.00→08.02	Front	4	108	610	OZA659-EE48	5752
2.0 C180 Coupe	CL203	M111.951			Euro 3 (D3)	05.01→	Front	4	47	480	OZA659-EE29	1611
2.0 C180 Coupe	CL203	M111.951			Euro 3 (D3)	06.01→06.02	Rear	4	47	585	OZA659-EE34	1618
2.0 C180 Coupe	CL203	M111.951			Euro 4 (D4)	10.00→08.02	Front	4	108	610	OZA659-EE48	5752
2.0 C180 Coupe	CL203	M111.951			Euro 4 (D4)	05.01→	Rear	4	47	240	OZA659-EE15	0389
2.0 C180 T	S203	M111.951	Estate		Euro 3 (D3)	09.00→	Front	4	47	480	OZA659-EE29	1611
2.0 C180 T	S203	M111.951	Estate		Euro 3 (D3)	04.01→	Rear	4	47	585	OZA659-EE34	1618
2.0 C180 T	S203	M111.951	Estate		Euro 4 (D4)	01.01→08.02	Front	4	108	610	OZA659-EE48	5752
2.0 C180 T	S203	M111.951	Estate		Euro 4 (D4)	09.00→	Rear	4	47	240	OZA659-EE15	0389

LITRE / MODEL	TYPE	ENGINE TYPE	CHASSIS INFO	GENERAL INFO	DATE	SENSOR POSITION	(W)	(C)	(L)	PART NO.	STOCK NO.
MERCEDES (continued)											
C200 (202)											
2.0 C200	W202	→M111.941xx015981		Auto Transmission Only	01.94→04.00	Front	4	39	875	OZA527-E6	0463
2.0 C200	W202	→M111.941xx014845		Manual Transmission Only	01.94→04.00	Front	4	39	875	OZA527-E6	0463
2.0 C200	W202	M111.941xx015982→		Auto Transmission Only	01.94→	Front	4	47	830	OZA527-E13	0285
2.0 C200	W202	M111.941xx014846→		Manual Transmission Only	01.94→	Front	4	47	830	OZA527-E13	0285
2.0 C200	W202	M111.941, M111.945 →			01.94→	Front	4	47	985	OZA448-E45	0206
2.0 C200 Komp.	W202	M111.944			09.95→	Front	4	47	985	OZA448-E45	0206
2.0 C200 T	S202	M111.941, →M111.945xx001912	Estate	Manual Transmission Only	05.96→	Front	4	47	985	OZA448-E45	0206
2.0 C200 T	S202	M111.941, →M111.945xx003752	Estate	Auto Transmission Only	05.96→	Front	4	47	985	OZA448-E45	0206
2.0 C200 T	S202	→M111.941xx014845	Estate	Manual Transmission Only	05.96→	Front	4	39	875	OZA527-E6	0463
2.0 C200 T	S202	M111.941xx014846→	Estate	Manual Transmission Only	05.96→	Front	4	47	830	OZA527-E13	0285
2.0 C200 T	S202	→M111.941xx015891	Estate	Auto Transmission Only	05.96→	Front	4	39	875	OZA527-E6	0463
2.0 C200 T	S202	→M111.945xx001912	Estate	Manual Transmission Only	05.96→	Front	4	47	985	OZA448-E45	0206
2.0 C200 T	S202	M111.945xx001913→	Estate	Manual Transmission Only	05.96→	Front	4	47	1145	OZA448-E29	0182
2.0 C200 T	S202	→M111.945xx003752	Estate	Auto Transmission Only	05.96→	Front	4	47	985	OZA448-E45	0206
2.0 C200 T	S202	M111.945xx003753→	Estate	Auto Transmission Only	05.96→	Front	4	47	1145	OZA448-E29	0182
2.0 C200 T	S202	M111.945xx015982→	Estate	Auto Transmission Only	05.96→	Front	4	47	830	OZA527-E13	0285
2.0 C200 T Komp.	S202	M111.944 000055→	Estate	Auto Transmission Only	06.97→	Front	4	47	1145	OZA448-E29	0182
2.0 C200 T Komp.	S202	M111.944 003873→	Estate	Manual Transmission Only	06.97→	Front	4	47	1145	OZA448-E29	0182
2.0 C200 T Komp.	S202	M111.956	Estate		09.00→03.01	Front	4	47	435	OZA659-EE26	0400
C200 (203)											
2.0 C200 Komp.	W203	M111.955			05.00→	Front	4	47	400	OZA659-EE24	0398
2.0 C200 Komp.	W203	M111.955			10.00→	Rear	4	47	585	OZA659-EE34	1618
2.0 C200 Komp. Coupe	CL203	M111.955			03.01→	Front	4	47	400	OZA659-EE24	0398
2.0 C200 Komp. Coupe	CL203	M111.955			05.01→	Rear	4	47	585	OZA659-EE34	1618
2.0 C200 T Komp.	S203	M111.955	Estate		04.01→	Front	4	47	400	OZA659-EE24	0398
2.0 C200 T Komp.	S203	M111.955	Estate		04.01→	Rear	4	47	585	OZA659-EE34	1618
C220 (202)											
2.2 C220	W202	M111.961 →017341		Manual Transmission Only	03.93→09.96	Front	4	39	875	OZA527-E6	0463
2.2 C200	W202	M111.961 017342→		Manual Transmission Only	03.93→09.96	Front	4	47	830	OZA527-E13	0285
2.2 C220	W202	M111.961 →050895		Auto Transmission Only	03.93→09.96	Front	4	39	875	OZA527-E6	0463
2.2 C200	W202	M111.961 050896→		Auto Transmission Only	03.93→09.96	Front	4	47	830	OZA527-E13	0285



Sensor Position is listed as either FRONT (regulating) for pre-catalyst or REAR (diagnostic) for post-catalyst installation



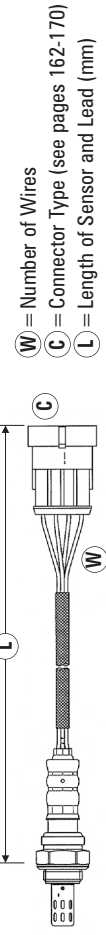
- W** = Number of Wires
C = Connector Type (see pages 162-170)
L = Length of Sensor and Lead (mm)

LITRE / MODEL	TYPE	ENGINE TYPE	CHASSIS INFO	GENERAL INFO				SENSOR POSITION	DATE	W	C	L	PART NO.	STOCK NO.
MERCEDES (continued)														
C230 (202)														
2.3 C230	W202	M111.974					09.96→05.97	Front	4	47	985	OZA448-E45	0206	
2.3 C230 Komp.	W202	M111.975					09.95→	Front	4	47	985	OZA448-E45	0206	
2.3 C230 T	W202	M111.974 →001871	Estate				05.96→05.97	Front	4	47	985	OZA448-E45	0206	
2.3 C230 T	W202	M111.974 001872→	Estate				05.96→05.97	Front	4	47	1145	OZA448-E29	0182	
2.3 C230 T	W202	M111.974 →004991	Estate				05.96→05.97	Front	4	47	985	OZA448-E45	0206	
2.3 C230 T	W202	M111.974 004992→	Estate				05.96→05.97	Front	4	47	1145	OZA448-E29	0182	
2.3 C230 T Komp.	W202	M111.975 →000555	Estate				06.97→	Front	4	47	985	OZA448-E45	0206	
2.3 C230 T Komp.	W202	M111.975 000556→	Estate				06.97→	Front	4	47	1145	OZA448-E29	0182	
2.3 C230 T Komp.	W202	M111.975 →005799	Estate				06.97→	Front	4	47	985	OZA448-E45	0206	
2.3 C230 T Komp.	W202	M111.975 005800→	Estate				06.97→	Front	4	47	1145	OZA448-E29	0182	
C230 (203)														
2.3 C230 Komp. Coupe	CL203	M111.981					03.01→	Front	4	47	400	OZA659-EE24	0398	
2.3 C230 Komp. Coupe	CL203	M111.981					03.01→	Rear	4	47	585	OZA659-EE34	1618	
C240 (202)														
2.4 C240	W202	M112.910					06.97→04.01	Front	4	47	815	OZA447-E34	0482	
2.4 C240	W202	M112.910					06.97→02.01	Front	4	68	655	OZA660-EE9	5694	
2.4 C240 T	W202	M112.910	Estate				06.97→02.01	Front	4	47	815	OZA447-E34	0482	
2.4 C240 T	W202	M112.910	Estate				06.97→02.01	Front	4	68	655	OZA660-EE9	5694	
C240 (203)														
2.6 C240	W203	M112.912 (E26)					09.00→05.05	Front	4	47	435	OZA659-EE26	0400	
2.6 C240 T	S203	M112.912 (E26)	Estate				09.00→05.05	Front	4	47	435	OZA659-EE26	0400	
C280 (202)														
2.8 C280	W202	M112.920					06.97→04.01	Front	4	47	815	OZA447-E34	0482	
2.8 C280	W202	M112.920					06.97→02.01	Front	4	68	655	OZA660-EE9	5694	
2.8 C280 T	W202	M112.920	Estate				06.97→02.01	Front	4	47	815	OZA447-E34	0482	
2.8 C280 T	W202	M112.920	Estate				06.97→03.01	Front	4	68	655	OZA660-EE9	5694	
C32 AMG (203)														
3.2 C32 AMG Komp.	W203	M112.961					08.01→01.04	Front	4	47	435	OZA659-EE26	0400	
3.2 C32 AMG Komp. T	S203	M112.961	Estate				08.01→01.04	Front	4	47	435	OZA659-EE26	0400	

LITRE / MODEL	TYPE	ENGINE TYPE	CHASSIS INFO	GENERAL INFO	DATE	SENSOR POSITION	(W)	(C)	(L)	PART NO.	STOCK NO.
MERCEDES (continued)											
C320 (203)											
3.2 C320	W203	M112.946		Right Hand Sensor	09.00→05.05	Front	4	47	435	OZA659-EE26	0400
3.2 C320 Coupe	CL203	M112.946		Right Hand Sensor	06.02→05.05	Front	4	47	435	OZA659-EE26	0400
3.2 C320 T	S203	M112.946	Estate	Right Hand Sensor	09.00→05.05	Front	4	47	435	OZA659-EE26	0400
C43 AMG (202)											
4.3 C43 AMG	W202	M113.944		Left Hand Sensor	11.97→04.00	Front	4	47	815	OZA447-E34	0482
4.3 C43 AMG	W202	M113.944		Right Hand Sensor	11.97→04.00	Front	4	68	655	OZA660-EE9	5694
4.3 C43 T AMG	W202	M113.944	Estate	Left Hand Sensor	10.97→02.01	Front	4	47	815	OZA447-E34	0482
4.3 C43 T AMG	W202	M113.944	Estate	Right Hand Sensor	10.97→02.01	Front	4	68	655	OZA660-EE9	5694
C55 AMG (203)											
5.5 C55 AMG	W203	M113.988		Right Hand Sensor	02.04→	Front	4	47	435	OZA659-EE26	0400
5.5 C55 T AMG	S203	M113.988	Estate	Right Hand Sensor	02.04→	Front	4	47	435	OZA659-EE26	0400
CL420 (C140)											
4.2 CL420	C140	M119.971	A 290167 →	Flange type	09.96→08.99	Front	4	34	338	OZA384-E40	0484
4.2 CL420	C140	M119.971	A 290167 →		09.96→08.99	Front	4	47	465	OZA674-EE1	7975
4.2 CL420	C140	M119.981	A 290167 →		09.96→08.99	Front	4	47	465	OZA674-EE1	7975
CL500 (C140)											
5.0 CL500	C140	M119.970		Flange type	06.93→09.95	Front	4	34	338	OZA384-E40	0484
5.0 CL500	C140	M119.980		Flange type	09.96→08.99	Front	4	34	338	OZA384-E40	0484
CL500 (C215)											
5.0 CL500	C215	M113.960	→A 008782		09.99→05.06	Front	4	47	465	OZA674-EE1	7975
5.0 CL500	C215	M113.960	A 008783 →		09.99→05.06	Front	4	47	460	OZA659-EE35	1619
5.0 CL500	C215	M113.960	A 008783 →		09.99→05.06	Rear	4	47	320	OZA659-EE22	0396
CL55 AMG (C215)											
5.5 CL55 AMG	C215	M113.986 360bhp / 265kW			06.00→08.02	Front	4	47	460	OZA659-EE35	1619
5.5 CL55 AMG	C215	M113.986 360bhp / 265kW			06.00→08.02	Rear	4	47	320	OZA659-EE22	0396
5.5 CL55 AMG Komp.	C215	M113.991 500bhp / 368kW			09.02→08.06	Front	4	47	460	OZA659-EE35	1619
5.5 CL55 AMG Komp.	C215	M113.991 500bhp / 368kW			09.02→08.06	Rear	4	47	320	OZA659-EE22	0396
CL600 (C215)											
5.8 CL600	C215	M137.970 367bhp			09.99→08.02	Front	4	47	435	OZA659-EE26	0400
5.8 CL600	C215	M137.970 367bhp			09.99→08.02	Rear	4	47	380	OZA659-EE27	1609



Sensor Position is listed as either FRONT (regulating) for pre-catalyst or REAR (diagnostic) for post-catalyst installation



W = Number of Wires

C = Connector Type (see pages 162-170)

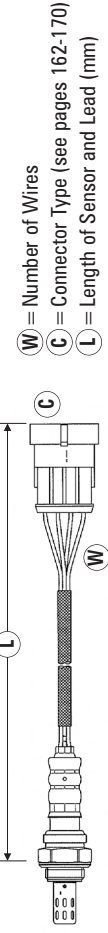
L = Length of Sensor and Lead (mm)

LITRE / MODEL	TYPE	ENGINE TYPE	CHASSIS INFO	GENERAL INFO	DATE	SENSOR POSITION	W	C	L	PART NO.	STOCK NO.
MERCEDES (continued)											
CLK200 (208)											
2.0 CLK200	C208	M111.945 →001912		Manual Transmission Only	06.97→	Front	4	47	985	OZA448-E45	0206
2.0 CLK200	C208	M111.945 001913→		Manual Transmission Only	06.97→	Front	4	47	1145	OZA448-E29	0182
2.0 CLK200	C208	M111.945 →003752		Auto Transmission Only	06.97→	Front	4	47	985	OZA448-E45	0206
2.0 CLK200	C208	M111.945 003753→		Auto Transmission Only	06.97→	Front	4	47	1145	OZA448-E29	0182
2.0 CLK200 Komp.	C208	M111.944 →000054		Auto Transmission Only	09.97→	Front	4	47	985	OZA448-E45	0206
2.0 CLK200 Komp.	C208	M111.944 000055→		Auto Transmission Only	09.97→	Front	4	47	1145	OZA448-E29	0182
2.0 CLK200 Komp.	C208	M111.944 →003872		Manual Transmission Only	09.97→	Front	4	47	985	OZA448-E45	0206
2.0 CLK200 Komp.	C208	M111.956			06.00→10.02	Front	4	47	435	OZA659-EE26	0400
2.0 CLK200 Komp.	C208	M111.956			06.00→04.02	Rear	4	47	380	OZA659-EE27	1609
2.0 CLK200 Komp. Cabrio	A208	M111.956			06.00→12.02	Front	4	47	435	OZA659-EE26	0400
2.0 CLK200 Komp. Cabrio	A208	M111.956			06.00→04.02	Rear	4	47	380	OZA659-EE27	1609
2.0 CLK200 Komp.	C208	M111.944 003873→		Manual Transmission Only	09.97→	Front	4	47	1145	OZA448-E29	0182
CLK230 (208)											
2.3 CLK230 Komp.	C208	M111.975 →000555		Auto Transmission Only	06.97→	Front	4	47	985	OZA448-E45	0206
2.3 CLK230 Komp.	C208	M111.975 000556→		Auto Transmission Only	06.97→	Front	4	47	1145	OZA448-E29	0182
2.3 CLK230 Komp.	C208	M111.975 →005799		Manual Transmission Only	06.97→	Front	4	47	985	OZA448-E45	0206
2.3 CLK230 Komp.	C208	M111.975 005800→		Manual Transmission Only	06.97→	Front	4	47	1145	OZA448-E29	0182
2.3 CLK230 Komp.	C208	M111.982			06.00→10.02	Front	4	47	435	OZA659-EE26	0400
2.3 CLK230 Komp.	C208	M111.982			06.00→04.02	Rear	4	47	380	OZA659-EE27	1609
2.3 CLK230 Komp. Cabrio	A208	M111.982			06.00→12.02	Front	4	47	435	OZA659-EE26	0400
2.3 CLK230 Komp. Cabrio	A208	M111.982			06.00→04.02	Rear	4	47	380	OZA659-EE27	1609
CLK240 (209)											
2.6 CLK240	C209	M112.912		Right Hand Sensor	04.02→05.05	Front	4	47	435	OZA659-EE26	0400
2.6 CLK240 Cabrio	A209	M112.912		Right Hand Sensor	06.03→05.05	Front	4	47	435	OZA659-EE26	0400
CLK320 (208)											
3.2 CLK320 Cabrio	A208	M112.940		Left Hand Sensor	06.98→01.03	Front	4	47	815	OZA447-E34	0482
3.2 CLK320 Cabrio	A208	M112.940		Right Hand Sensor	06.98→01.03	Front	4	68	655	OZA660-EE9	5694
3.2 CLK320	C208	M112.940		Left Hand Sensor	06.97→06.02	Front	4	47	815	OZA447-E34	0482
3.2 CLK320	C208	M112.940		Right Hand Sensor	06.97→06.02	Front	4	68	655	OZA660-EE9	5694
3.2 CLK320	C208	M112.940		Right Hand Sensor	06.97→01.03	Rear	4	108	610	OZA659-EE48	5752

LITRE / MODEL	TYPE	ENGINE TYPE	CHASSIS INFO	GENERAL INFO	DATE	SENSOR POSITION	(W)	(C)	(L)	PART NO.	STOCK NO.
MERCEDES (continued)											
CLK320 (209)											
3.2 CLK320	C209	M112.955		Right Hand Sensor	04.02→05.05	Front	4	47	435	OZA659-EE26	0400
3.2 CLK320 Cabrio	A209	M112.955		Right Hand Sensor	06.03→05.05	Front	4	47	435	OZA659-EE26	0400
CLK430 (208)											
4.3 CLK430	C208	M113.943		Left Hand Sensor	09.98→01.03	Front	4	47	815	OZA447-E34	0482
4.3 CLK430	C208	M113.943		Right Hand Sensor	09.98→01.03	Front	4	68	655	OZA660-EE9	5694
4.3 CLK430	C208	M113.943		Right Hand Sensor	09.98→01.03	Rear	4	108	610	OZA659-EE48	5752
4.3 CLK430 Cabrio	A208	M113.943		Left Hand Sensor	09.98→01.03	Front	4	47	815	OZA447-E34	0482
4.3 CLK430 Cabrio	A208	M113.943		Right Hand Sensor	09.98→01.03	Front	4	68	655	OZA660-EE9	5694
CLK500 (209)											
5.0 CLK500	C209	M113.968		Right Hand Sensor	04.02→07.06	Front	4	47	435	OZA659-EE26	0400
5.0 CLK500 Cabrio	A209	M113.968		Right Hand Sensor	06.03→	Front	4	47	435	OZA659-EE26	0400
CLK55 AMG (208)											
5.5 CLK55 AMG	C208	M113.984		Left Hand Sensor	08.99→06.02	Front	4	47	815	OZA447-E34	0482
5.5 CLK55 AMG	C208	M113.984		Right Hand Sensor	08.99→06.02	Front	4	68	655	OZA660-EE9	5694
5.5 CLK55 AMG	C208	M113.984		Right Hand Sensor	09.00→04.02	Rear	4	108	610	OZA659-EE48	5752
CLK55 AMG (209)											
5.5 CLK55 AMG	C209	M113.987		Right Hand Sensor	09.02→	Front	4	47	435	OZA659-EE26	0400
5.5 CLK55 AMG Cabrio	A209	M113.987		Right Hand Sensor	06.03→	Front	4	47	435	OZA659-EE26	0400
CLS500 (C219)											
5.0 CLS500	C219	M113.967		Left & Right Hand Sensor	01.05→	Front	4	47	400	OZA659-EE24	0398
5.0 CLS500	C219	M113.967		Left & Right Hand Sensor	01.05→	Rear	4	68	430	OZA659-EE55	7860
CLS55 AMG (C219)											
5.5 CLS55 AMG	C219	M113.990		Left & Right Hand Sensor	01.05→03.06	Front	4	47	400	OZA659-EE24	0398
5.5 CLS55 AMG	C219	M113.990		Left & Right Hand Sensor	01.05→03.06	Rear	4	68	430	OZA659-EE55	7860
E200 (210)											
2.0 E200	W210	M111.942			06.95→08.00	Front	4	47	465	OZA447-E44	1976
2.0 E200 T	S210	M111.942	Estate		06.95→08.00	Front	4	47	465	OZA447-E44	1976
2.0 E200 Komp.	W210	M111.947			09.97→08.00	Front	4	47	465	OZA447-E44	1976
2.0 E200 T Komp.	S210	M111.947	Estate		09.00→03.03	Front	4	47	465	OZA447-E44	1976
2.0 E200 Komp.	W210	M111.957			06.00→08.02	Front	4	47	435	OZA659-EE26	0400
2.0 E200 T Komp.	S210	M111.957	Estate		09.00→01.03	Front	4	47	435	OZA659-EE26	0400



Sensor Position is listed as either FRONT (regulating) for pre-catalyst or REAR (diagnostic) for post-catalyst installation

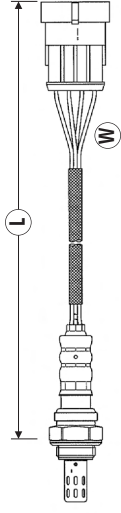


LITRE / MODEL	TYPE	ENGINE TYPE	CHASSIS INFO	GENERAL INFO	SENSOR POSITION	W	C	L	PART NO.	STOCK NO.
MERCEDES (continued)										
E230 (210)										
2.3 E230	W210	M111.970			Front	4	47	485	OZA673-EE1	7974
2.3 E230 T	S210	M111.970	Estate		Front	4	47	485	OZA673-EE1	7974
E240 (210)										
2.4 E240	W210	M112.911		Left Hand Sensor	Front	4	47	325	OZA660-EE8	5682
2.4 E240	W210	M112.911		Left & Right Hand Sensor	Rear	4	47	325	OZA660-EE8	5682
2.4 E240	W210	M112.911	→B173367		Front	4	47	465	OZA674-EE1	7975
2.6 E240	W210	M112.914	B173368→	Left Hand Sensor (Euro 2)	Front	4	47	565	OZA659-EE37	1624
2.6 E240	W210	M112.914			Rear	4	47	320	OZA659-EE22	0396
2.4 E240 T	S210	M112.911	Estate	Left Hand Sensor (Euro 2)	Front	4	47	565	OZA659-EE37	1624
2.4 E240 T	S210	M112.911	Estate		Rear	4	47	320	OZA659-EE22	0396
2.4 E240 T	S210	M112.911	Estate	Left & Right Hand Sensor	Rear	4	47	325	OZA660-EE8	5682
2.6 E240 T	S210	M112.914	Estate	Left Hand Sensor (Euro 2)	Front	4	47	565	OZA659-EE37	1624
2.6 E240 T	S210	M112.914	Estate		Rear	4	47	320	OZA659-EE22	0396
E240 (211)										
2.6 E240	W211	M112.913			Front	4	47	400	OZA659-EE24	0398
2.6 E240	W211	M112.913		Left & Right Hand Sensor	Rear	4	68	430	OZA659-EE55	7860
2.6 E240 T	S211	M112.913	Estate		Front	4	47	400	OZA659-EE24	0398
2.6 E240 T	S211	M112.913	Estate	Left & Right Hand Sensor	Rear	4	68	430	OZA659-EE55	7860
E280 (210)										
2.8 E280	W210	M112.921		Right Hand sensor	Front	4	47	565	OZA447-E21	0216
2.8 E280	W210	M112.921		Left Hand Sensor (Euro 2)	Front	4	47	565	OZA659-EE37	1624
2.8 E280	W210	M112.921		Left Hand Sensor	Front	4	47	325	OZA660-EE8	5682
2.8 E280	W210	M112.921		Left Hand Sensor	Front	4	47	465	OZA674-EE1	7975
2.8 E280	W210	M112.921		Euro 3 (D3)	Rear	4	47	320	OZA659-EE22	0396
2.8 E280	W210	M112.921		Left & Right Hand Sensor	Rear	4	47	325	OZA660-EE8	5682
2.8 E280	W210	M112.921			Front	4	47	625	OZA447-E22	0227
2.8 E280 4 Matic	W210	M112.921			Front	4	47	625	OZA447-E22	0227
2.8 E280 4 Matic	W210	M112.921		Left & Right Hand Sensor	Rear	4	47	325	OZA660-EE8	5682
2.8 E280T	S210	M112.921	Estate	Left Hand Sensor (Euro 2)	Front	4	47	565	OZA659-EE37	1624
2.8 E280T	S210	M112.921	Estate		Rear	4	47	320	OZA659-EE22	0396
2.8 E280T	S210	M112.921	Estate	Left & Right Hand Sensor	Rear	4	47	325	OZA660-EE8	5682

LITRE / MODEL	TYPE	ENGINE TYPE	CHASSIS INFO	GENERAL INFO	DATE	SENSOR POSITION	(W)	(C)	(L)	PART NO.	STOCK NO.
MERCEDES (continued)											
E280 (210)											
2.8 E280T 4 Matic	S210	M112.921	Estate	Left Hand Sensor (Euro 2)	07.99→01.03	Front	4	47	565	OZA659-EE37	1624
2.8 E280T 4 Matic	S210	M112.921	Estate	Euro 3 (D3)	07.99→01.03	Rear	4	47	320	OZA659-EE22	0396
2.8 E280T 4 Matic	S210	M112.921	Estate	Left & Right Hand Sensor	07.99→03.03	Rear	4	47	325	OZA660-EE8	5682
E320 (210)											
3.2 E320	W210	M112.941			03.97→	Front	4	47	625	OZA447-E22	0227
3.2 E320	W210	M112.941		Right Hand sensor	03.97→	Front	4	47	565	OZA447-E21	0216
3.2 E320	W210	M112.941		Left Hand Sensor	03.97→06.99	Front	4	47	465	OZA674-EE1	7975
3.2 E320	W210	M112.941		Left Hand Sensor (Euro 2)	07.99→03.02	Front	4	47	565	OZA659-EE37	1624
3.2 E320	W210	M112.941		Left & Right Hand Sensor	06.97→03.02	Rear	4	47	325	OZA660-EE8	5682
3.2 E320	W210	M112.941		Euro 3 (D3)	07.99→08.02	Rear	4	47	320	OZA659-EE22	0396
3.2 E320 4 Matic	W210	M112.941		Right Hand sensor	06.97→03.02	Front	4	47	625	OZA447-E22	0227
3.2 E320 4 Matic	W210	M112.941		Left Hand sensor	03.97→06.99	Front	4	47	465	OZA674-EE1	7975
3.2 E320 4 Matic	W210	M112.941		Left Hand Sensor (Euro 2)	07.99→03.02	Front	4	47	565	OZA659-EE37	1624
3.2 E320 4 Matic	W210	M112.941		Left & Right Hand Sensor	06.97→03.02	Rear	4	47	325	OZA660-EE8	5682
3.2 E320 4 Matic	W210	M112.941		Euro 3 (D3)	07.99→08.02	Rear	4	47	320	OZA659-EE22	0396
3.2 E320 T	S210	M112.941	Estate	Right Hand sensor	03.97→	Front	4	47	565	OZA447-E21	0216
3.2 E320 T	S210	M112.921	Estate	Left Hand Sensor (Euro 2)	07.99→01.03	Front	4	47	565	OZA659-EE37	1624
3.2 E320 T	S210	M112.921	Estate	Euro 3 (D3)	07.99→01.03	Rear	4	47	320	OZA659-EE22	0396
3.2 E320 T	S210	M112.941	Estate	Left & Right Hand Sensor	03.97→08.02	Front	4	47	625	OZA447-E22	0227
3.2 E320 T	S210	M112.941	Estate		01.98→03.03	Rear	4	47	325	OZA660-EE8	5682
3.2 E320 T 4 Matic	S210	M112.941	Estate		06.97→08.02	Front	4	47	625	OZA447-E22	0227
3.2 E320 T 4 Matic	S210	M112.921	Estate	Left Hand Sensor (Euro 2)	07.99→02.01	Front	4	47	565	OZA659-EE37	1624
3.2 E320 T 4 Matic	S210	M112.921	Estate	Left & Right Hand Sensor	01.98→02.01	Rear	4	47	325	OZA660-EE8	5682
3.2 E320 T 4 Matic	S210	M112.921	Estate	Euro 3 (D3)	07.99→02.01	Rear	4	47	320	OZA659-EE22	0396
E320 (211)											
3.2 E320	W211	M112.949			10.02→03.05	Front	4	47	400	OZA659-EE24	0398
3.2 E320	W211	M112.949		Left & Right Hand Sensor	10.02→03.05	Rear	4	68	430	OZA659-EE55	7860
3.2 E320T	S211	M112.949	Estate		10.02→03.05	Front	4	47	400	OZA659-EE24	0398
3.2 E320T	S211	M112.949	Estate	Left & Right Hand Sensor	10.02→03.05	Rear	4	68	430	OZA659-EE55	7860
E420 (210)											
4.2 E420	W210	M119.985	→A132401		01.96→08.97	Front	4	47	565	OZA447-E21	0216
4.2 E420	W210	M119.985	A132402→	Right Hand sensor	01.96→08.97	Front	4	47	625	OZA447-E22	0227



Sensor Position is listed as either FRONT (regulating) for pre-catalyst or REAR (diagnostic) for post-catalyst installation



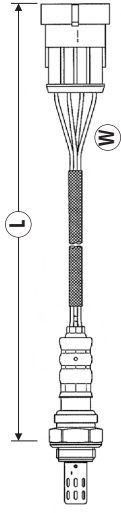
- W** = Number of Wires
C = Connector Type (see pages 162-170)
L = Length of Sensor and Lead (mm)

LITRE / MODEL	TYPE	ENGINE TYPE	CHASSIS INFO	GENERAL INFO	DATE	SENSOR POSITION	W	C	L	PART NO.	STOCK NO.
MERCEDES (continued)											
E420 (210)											
4.2 E420	W210	M119.985	A132402→	Left Hand sensor	01.96→08.97	Front	4	47	565	OZA447-E21	0216
4.2 E420	W210	M119.985	→J 020294		01.96→08.97	Front	4	47	565	OZA447-E21	0216
4.2 E420	W210	M119.985	J 020295→	Left Hand sensor	01.96→08.97	Front	4	47	565	OZA447-E21	0216
4.2 E420	W210	M119.985	J 020295→	Right Hand sensor	01.96→08.97	Front	4	47	625	OZA447-E22	0227
4.2 E420	W210	M119.985	Estate →B132401	Right Hand sensor	01.96→08.97	Front	4	47	625	OZA447-E22	0227
4.2 E420 T	S210	M119.985	Estate B132402→		05.96→08.97	Front	4	47	565	OZA447-E21	0216
4.2 E420 T	S210	M119.985			05.96→08.97	Front	4	47	625	OZA447-E22	0227
E430 (210)											
4.3 E430	W210	M113.940		Left Hand Sensor (Euro 2)	07.99→03.02	Front	4	47	565	OZA659-EE37	1624
4.3 E430	W210	M133.940		Euro 3 (D3)	07.99→08.02	Rear	4	47	320	OZA659-EE22	0396
4.3 E430	W210	M133.940		Left & Right Hand Sensor	07.99→03.02	Rear	4	47	325	OZA660-EE8	5682
4.3 E430 4 Matic	W210	M113.940		Left Hand Sensor (Euro 2)	07.99→03.02	Front	4	47	565	OZA659-EE37	1624
4.3 E430 4 Matic	W210	M133.940		Euro 3 (D3)	07.99→08.02	Rear	4	47	320	OZA659-EE22	0396
4.3 E430 4 Matic	W210	M133.940		Left & Right Hand Sensor	07.99→03.02	Rear	4	47	325	OZA660-EE8	5682
4.3 E430 T	S210	M113.940	Estate	Right Hand Sensor	09.97→	Front	4	47	565	OZA447-E21	0216
4.3 E430 T	S210	M113.940	Estate	Left Hand Sensor 0	09.97→01.03	Front	4	47	625	OZA447-E22	0227
4.3 E430 T	S210	M113.940	Estate	Left Hand Sensor (Euro 2)	07.99→01.03	Front	4	47	565	OZA659-EE37	1624
4.3 E430 T	S210	M113.940	Estate	Euro 3 (D3)	07.99→01.03	Rear	4	47	320	OZA659-EE22	0396
4.3 E430 T	S210	M113.940	Estate	Left & Right Hand Sensor	01.98→03.03	Rear	4	47	325	OZA660-EE8	5682
4.3 E430 T 4 Matic	S210	M113.940	Estate	Left Hand Sensor (Euro 2)	07.99→01.03	Front	4	47	565	OZA659-EE37	1624
4.3 E430 T 4 Matic	S210	M113.940	Estate	Left & Right Hand Sensor	05.99→03.03	Rear	4	47	325	OZA660-EE8	5682
E500 (211)											
5.0 E500	W211	M113.967			06.02→03.06	Front	4	47	400	OZA659-EE24	0398
5.0 E500	W211	M113.967		Left & Right Hand Sensor	06.02→03.06	Rear	4	68	430	OZA659-EE55	7860
5.0 E500 T	S211	M113.967	Estate		06.02→03.06	Front	4	47	400	OZA659-EE24	0398
5.0 E500 T	S211	M113.967	Estate	Left & Right Hand Sensor	06.02→03.06	Rear	4	68	430	OZA659-EE55	7860
E55 AMG (210)											
5.5 E55 AMG	W210	M113.980	B211801 / X044900→		07.99→01.03	Front	4	47	565	OZA659-EE37	1624
5.5 E55 AMG	W210	M113.980	B211801 / X044900→	Euro 3 (D4)	11.99→11.02	Rear	4	47	320	OZA659-EE22	0396
5.5 E55 T AMG	S210	M113.980	Estate		03.98→	Front	4	47	625	OZA447-E22	0227
5.5 E55 T AMG	S210	M113.980	Estate Only B211801 / X044900→	Left Hand Sensor (Euro 2)	07.99→01.03	Front	4	47	565	OZA659-EE37	1624

LITRE / MODEL	TYPE	ENGINE TYPE	CHASSIS INFO	GENERAL INFO	DATE	SENSOR POSITION	(W)	(C)	(L)	PART NO.	STOCK NO.
MERCEDES (continued)											
E55 AMG (210)											
5.5 E55 T AMG	S210	M113.980	Estate	Right Hand sensor	03.98→	Front	4	47	565	OZA447-E21	0216
5.5 E55 T AMG	S210	M113.980	Estate		07.99→01.03	Rear	4	47	320	OZA659-EE22	0396
5.5 E55 T AMG	S210	M113.980	Estate	Left & Right Hand Sensor	07.99→01.03	Rear	4	47	325	OZA660-EE8	5682
E55 AMG (211)											
5.5 E55 AMG Komp.	W211	M113.990			08.02→03.06	Front	4	47	400	OZA659-EE24	0398
5.5 E55 AMG Komp.	W211	M113.990		Left & Right Hand Sensor	08.02→03.06	Rear	4	68	430	OZA659-EE55	7860
5.5 E55 T AMG Komp.	S211	M113.990	Estate		08.03→03.06	Front	4	47	400	OZA659-EE24	0398
5.5 E55 T AMG Komp.	S211	M113.990	Estate	Left & Right Hand Sensor	08.03→03.06	Rear	4	68	430	OZA659-EE55	7860
E60 AMG (W124)											
6.0 E60 AMG	W124		B 565714 → B 840528	Flange type	05.94→06.95	Front	4	34	338	OZA384-E40	0484
ML320 (W163)											
3.2 ML320	W163	M112.942		Left & Right Hand Sensor	02.98→08.02	Front	4	47	325	OZA660-EE8	5682
3.2 ML320	W163	M112.942	→A 051463	Left & Right Hand Sensor	02.98→08.02	Rear	4	47	325	OZA660-EE8	5682
ML350 (W163)											
3.7 ML350	W163	M112.970			09.02→01.03	Front	4	47	320	OZA659-EE22	0396
3.7 ML350	W163	M112.970			09.02→01.03	Rear	4	47	240	OZA659-EE15	0389
ML430 (W163)											
4.3 ML430	W163	M113.942			06.98→07.02	Front	4	47	320	OZA659-EE22	0396
4.3 ML430	W163	M113.942			06.98→07.02	Rear	4	47	240	OZA659-EE15	0389
ML500 (W163)											
5.0 ML500	W163	M113.965			08.01→	Front	4	47	320	OZA659-EE22	0396
5.0 ML500	W163	M113.964, M113.965			08.01→	Rear	4	47	240	OZA659-EE15	0389
ML500 (W164)											
5.0 ML500	W164	M113.964		Right Hand sensor	07.05→	Front	4	47	585	OZA659-EE34	1618
5.0 ML500	W164	M113.964		Left Hand Sensor	07.05→	Rear	4	68	430	OZA659-EE55	7860
ML 55 (W163)											
5.5 ML55 AMG	W163	M113.981		Left & Right Hand Sensor	02.00→	Front	4	47	325	OZA660-EE8	5682
R500 (W251)											
5.0 R500	W251	M113.971		Right Hand sensor	02.06→	Front	4	47	585	OZA659-EE34	1618
5.0 R500	W251	M113.971		Left Hand Sensor	07.05→	Rear	4	68	430	OZA659-EE55	7860



Sensor Position is listed as either FRONT (regulating) for pre-catalyst or REAR (diagnostic) for post-catalyst installation



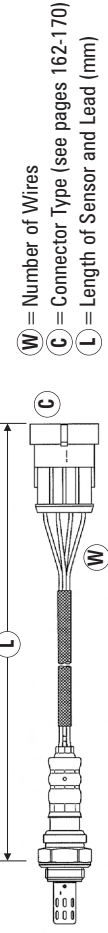
- W** = Number of Wires
C = Connector Type (see pages 162-170)
L = Length of Sensor and Lead (mm)

LITRE / MODEL	TYPE	ENGINE TYPE	CHASSIS INFO	GENERAL INFO	SENSOR POSITION	W	C	L	PART NO.	STOCK NO.
MERCEDES (continued)										
S280 (W220)										
2.8 S280	W220	M113.922	→ A 138350		Front	4	47	465	OZA674-EE1	7975
2.8 S280	W220	M113.922	A 138351 →	Left & Right Hand Sensor	Front	4	47	460	OZA659-EE35	1619
2.8 S280	W220	M113.922	→ A 138350	Left & Right Hand Sensor	Rear	4	47	325	OZA660-EE8	5682
2.8 S280	W220	M113.922	A 138351 →	Euro 3 (D3)	Rear	4	47	320	OZA659-EE22	0396
S320 (W220)										
3.2 S320	W220	M112.944	→ A 138350		Front	4	47	465	OZA674-EE1	7975
3.2 S320	W220	M112.944	A 138351 →	Left & Right Hand Sensor	Front	4	47	460	OZA659-EE35	1619
3.2 S320	W220	M112.944	→ A 138350	Left & Right Hand Sensor	Rear	4	47	325	OZA660-EE8	5682
3.2 S320	W220	M112.944	A 138351 →	Euro 3 (D3)	Rear	4	47	320	OZA659-EE22	0396
S350 (W220)										
3.7 S350	W220	M112.972		Left & Right Hand Sensor	Front	4	47	460	OZA659-EE35	1619
3.7 S350	W220	M112.972			Rear	4	47	320	OZA659-EE22	0396
S420 (W140)										
4.2 S420	W140	M119.971	A 100180 →	Flange type	Front	4	34	338	OZA384-E40	0484
S430 (W220)										
4.3 S430	W220	M113.941	→ A 138350		Front	4	47	465	OZA674-EE1	7975
4.3 S430	W220	M113.941	A 138351 →	Left & Right Hand Sensor	Front	4	47	460	OZA659-EE35	1619
4.3 S430	W220	M113.941	→ A 138350	Left & Right Hand Sensor	Rear	4	47	325	OZA660-EE8	5682
4.3 S430	W220	M113.941	A 138351 →	Euro 3 (D3)	Rear	4	47	320	OZA659-EE22	0396
S500 (W140)										
5.0 S500	W140	M119.970	→ A100180	Flange type	Front	4	34	338	OZA384-E40	0484
S500 (W220)										
5.0 S500	W220	M113.960	→ A 138350		Front	4	47	465	OZA674-EE1	7975
5.0 S500	W220	M113.960	A 138351 →	Left & Right Hand Sensor	Front	4	47	460	OZA659-EE35	1619
5.0 S500	W220	M113.960	→ A 138350	Left & Right Hand Sensor	Rear	4	47	325	OZA660-EE8	5682
5.0 S500	W220	M113.960	A 138351 →	Euro 3 (D3)	Rear	4	47	320	OZA659-EE22	0396
S55 AMG (W220)										
5.5 S55 AMG	W220	M113.986 360bhp / 265kW		Left & Right Hand Sensor	Front	4	47	460	OZA659-EE35	1619
5.5 S55 AMG	W220	M113.986 360bhp / 265kW			Rear	4	47	320	OZA659-EE22	0396
5.5 S55 AMG Komp.	W220	M113.991 500bhp / 368kW		Left & Right Hand Sensor	Front	4	47	460	OZA659-EE35	1619
5.5 S55 AMG Komp.	W220	M113.991 500bhp / 368kW			Rear	4	47	320	OZA659-EE22	0396

LITRE / MODEL	TYPE	ENGINE TYPE	CHASSIS INFO	GENERAL INFO	DATE	SENSOR POSITION	(W)	(C)	(L)	PART NO.	STOCK NO.
MERCEDES (continued)											
S600 (W220)											
5.8 S600	W220	M137.970 367bhp			09.02→12.05	Front	4	47	435	OZA659-EE26	0400
5.8 S600	W220	M137.970 367bhp			09.02→	Rear	4	47	380	OZA659-EE27	1609
SL280 (R129)											
2.8 SL280	R129	M112.923			06.98→	Front	4	47	625	OZA447-E22	0227
SL320 (R129)											
3.2 SL320	R129	M112.943			06.98→	Front	4	47	625	OZA447-E22	0227
SL350 (R230)											
3.7 SL350	R230	M112.973			03.03→12.05	Front	4	47	460	OZA659-EE35	1619
SL500 (R129)											
5.0 SL500	R129	M113.961			06.98→	Front	4	47	625	OZA447-E22	0227
SL500 (R230)											
5.0 SL500	R230	M113.963 (E50)			04.02→12.05	Front	4	47	435	OZA659-EE26	0400
5.0 SL500	R230	M113.963 (E50)		Left & Right Hand Sensor	04.02→12.05	Rear	4	68	430	OZA659-EE55	7860
SL55 AMG (R230)											
5.5 SL55 AMG	R230	M113.992			03.02→	Front	4	47	435	OZA659-EE26	0400
5.5 SL55 AMG	R230	M113.992		Left & Right Hand Sensor	03.02→	Rear	4	68	430	OZA659-EE55	7860
SL600 (R129)											
6.0 SL600	R129	M120.981		Flange type	07.92→09.95	Front	4	34	338	OZA384-E40	0484
6.0 SL600	R129	M120.983		Flange type	07.92→09.95	Front	4	34	338	OZA384-E40	0484
SLK200 (R170)											
2.0 SLK200	R170	M111.946			09.96→03.00	Front	4	47	280	OZA448-E54	0459
2.0 SLK200 Komp.	R170	M111.943			10.96→03.00	Front	4	47	280	OZA448-E54	0459
2.0 SLK200 Komp.	R170	M111.958			02.00→03.04	Front	4	47	320	OZA659-EE22	0396
2.0 SLK200 Komp.	R170	M111.958			02.00→03.04	Rear	4	47	380	OZA659-EE27	1609
SLK230 (R170)											
2.3 SLK230 Komp.	R170	M111.973			09.96→03.00	Front	4	47	280	OZA448-E54	0459
2.3 SLK230 Komp.	R170	M111.983			02.00→03.04	Front	4	47	320	OZA659-EE22	0396
2.3 SLK230 Komp.	R170	M111.983			02.00→03.04	Rear	4	47	380	OZA659-EE27	1609
SLK32 AMG (R170)											
3.2 SLK32 AMG	R170	M112.960		Right Hand sensor	08.01→03.04	Front	4	47	480	OZA659-EE29	1611
3.2 SLK32 AMG	R170	M112.960		Left Hand Sensor	08.01→03.04	Front	4	47	380	OZA659-EE27	1609



Sensor Position is listed as either FRONT (regulating) for pre-catalyst or REAR (diagnostic) for post-catalyst installation

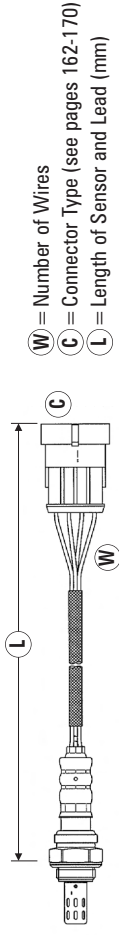


LITRE / MODEL	TYPE	ENGINE TYPE	CHASSIS INFO	GENERAL INFO	DATE	SENSOR POSITION	W	C	L	PART NO.	STOCK NO.
MERCEDES (continued)											
SLK32 AMG (R170)											
3.2 SLK32 AMG	R170	M112.960		Manual Transmission Only	08.01→03.04	Rear	4	47	240	OZA659-EE15	0389
3.2 SLK32 AMG	R170	M112.960		Automatic Transmission Only	08.01→03.04	Rear	4	47	320	OZA659-EE22	0396
SLK320 (R170)											
3.2 SLK320	R170	M112.947		Right Hand sensor	02.00→03.04	Front	4	47	480	OZA659-EE29	1611
3.2 SLK320	R170	M112.947		Left Hand Sensor	02.00→03.04	Front	4	47	380	OZA659-EE27	1609
3.2 SLK320	R170	M112.947		Manual Transmission Only	02.00→03.04	Rear	4	47	240	OZA659-EE15	0389
3.2 SLK320	R170	M112.947		Automatic Transmission Only	02.00→03.04	Rear	4	47	320	OZA659-EE22	0396
SLK55 AMG (R171)											
5.5 SLK55 AMG	R171	M113.989		Right Hand sensor	06.04→	Front	4	47	585	OZA659-EE34	1618
Sprinter											
2.3i Sprinter 214		M111.979			02.95→03.00	Front	4	47	815	OZA447-E34	0482
2.3i Sprinter 214		M111.984			04.00→	Front	4	47	815	OZA447-E34	0482
2.3i Sprinter 214		M111.984			04.00→	Rear	4	47	465	OZA674-EE1	7975
2.3i Sprinter 314		M111.979			02.95→03.00	Front	4	47	815	OZA447-E34	0482
2.3i Sprinter 314		M111.984			04.00→	Front	4	47	815	OZA447-E34	0482
2.3i Sprinter 314		M111.984			04.00→	Rear	4	47	465	OZA674-EE1	7975
2.3i Sprinter 414		M111.979			02.95→03.00	Front	4	47	815	OZA447-E34	0482
2.3i Sprinter 414		M111.984			04.00→	Front	4	47	815	OZA447-E34	0482
2.3i Sprinter 414		M111.984			04.00→	Rear	4	47	465	OZA674-EE1	7975
Vaneo											
1.6 Vaneo	414	M166.961 E16		82bhp	05.02→08.05	Front	4	47	240	OZA659-EE15	0389
1.6 Vaneo	414	M166.961 E16		82bhp	05.02→08.05	Rear	4	47	380	OZA659-EE27	1609
1.6 Vaneo	414	M166.961		102bhp	05.02→08.05	Front	4	47	240	OZA659-EE15	0389
1.6 Vaneo	414	M166.961		102bhp	05.02→08.05	Rear	4	47	380	OZA659-EE27	1609
1.9 Vaneo	414	M166.991			05.02→08.05	Front	4	47	240	OZA659-EE15	0389
1.9 Vaneo	414	M166.991			05.02→08.05	Rear	4	47	380	OZA659-EE27	1609
MIG											
IMGF											
1.6i 16V		K Series 16K4F			10.01→03.02	Front	4	33	590	OZA527-E9	0498
1.6i 16V	RD	K Series 16K4F			02.00→03.02	Front	4	106	540	OZA659-EE2	0376

LITRE / MODEL	TYPE	ENGINE TYPE	CHASSIS INFO	GENERAL INFO	DATE	SENSOR POSITION	(W)	(C)	(L)	PART NO.	STOCK NO.
MG (continued)											
MGF											
1.8i 16V		K Series 18K4F	→YD522572		10.95→03.02	Front	4	33	590	OZA527-E9	0498
1.8i 16V	RD	K Series 18K4F	YD522573→		03.95→03.02	Front	4	106	540	OZA659-EE2	0376
1.8i 16V VVC		K Series 18K4K	→YD522572		10.95→03.02	Front	4	33	590	OZA527-E9	0498
1.8i 16V VVC	RD	K Series 18K4K	YD522573→		03.95→03.02	Front	4	106	540	OZA659-EE2	0376
1.8i 16V Trophy 160	RD	K Series 18K4	YD522573→	160bhp / 118kW	02.01→03.02	Front	4	106	540	OZA659-EE2	0376
MGR-V8											
3.9i V8		EFi Rover V8		3 x wire Titania sensor	09.92→12.95	Front	3	55	521	01D3G-3A1	0453
MGTf											
1.8i 16V TF120		K Series 18K4F			01.02→12.05	Rear	4	106	540	OZA659-EE2	0376
1.8i 16V TF135		K Series 18K4F			01.02→12.05	Front	4	106	540	OZA659-EE2	0376
1.8i 16V TF135		K Series 18K4F			01.02→12.05	Rear	4	106	540	OZA659-EE2	0376
1.8i 16V TF160		K Series 18K4F			01.02→12.05	Front	4	106	540	OZA659-EE2	0376
1.8i 16V TF160		K Series 18K4F			01.02→12.05	Rear	4	106	540	OZA659-EE2	0376
ZR											
1.4i 16V ZR105		K-Series 14K4F			10.01→05.05	Front	4	106	540	OZA659-EE2	0376
1.4i 16V ZR105		K-Series 14K4F			10.01→05.05	Rear	4	112	745	OZA659-EE45	5747
1.8i 16V ZR120		K Series 18K4F			06.01→12.05	Front	4	106	540	OZA659-EE2	0376
1.8i 16V ZR120		K Series 18K4F			06.01→12.05	Rear	4	112	745	OZA659-EE45	5747
1.8i 16V ZR160		K Series 18K4F			06.01→12.05	Front	4	106	540	OZA659-EE2	0376
1.8i 16V ZR160		K Series 18K4F			06.01→12.05	Rear	4	112	745	OZA659-EE45	5747
ZS											
1.6i 16V ZS110		K-Series 16K4F			07.03→05.05	Front	4	106	540	OZA659-EE2	0376
1.6i 16V ZS110		K-Series 16K4F			07.03→05.05	Rear	4	112	745	OZA659-EE45	5747
1.8i 16V ZS120		K Series 18K4F	Incl. Saloon		06.01→12.05	Front	4	106	540	OZA659-EE2	0376
1.8i 16V ZS120		K Series 18K4F	Incl. Saloon		06.01→12.05	Rear	4	112	745	OZA659-EE45	5747
2.5i 24V V6 ZS160		KV6 25K4F			06.01→12.05	Front	4	106	540	OZA659-EE2	0376
2.5i 24V V6 ZS160		KV6 25K4F			06.01→12.05	Rear	4	112	745	OZA659-EE45	5747
ZT											
1.8i 16V ZT120		K Series 18K4F			07.03→	Front	4	75	620	OZA341-RV2	0429
1.8i 16V ZT120		K Series 18K4F			07.03→	Rear	4	75	620	OZA341-RV2	0429
1.8i 16V ZT160		K Series Turbo			10.02→	Front	4	75	620	OZA341-RV2	0429



Sensor Position is listed as either FRONT (regulating) for pre-catalyst or REAR (diagnostic) for post-catalyst installation



LITRE / MODEL	TYPE	ENGINE TYPE	CHASSIS INFO	GENERAL INFO	DATE	SENSOR POSITION	W	C	L	PART NO.	STOCK NO.
MG (continued)											
ZT											
1.8i 16V ZT160		K Series Turbo			10.02→	Rear	4	75	620	OZA341-RV2	0429
2.5i 24V V6 ZT160		KV6 25K4F			06.01→	Front	4	75	620	OZA341-RV2	0429
2.5i 24V V6 ZT160		KV6 25K4F			06.01→	Rear	4	75	620	OZA341-RV2	0429
2.5i V6 24V ZT190		KV6 25K4F			06.01→	Front	4	75	620	OZA341-RV2	0429
2.5i V6 24V ZT190		KV6 25K4F			06.01→	Rear	4	75	620	OZA341-RV2	0429

MINI (BMW)**Mini**

1.6 One	R50	W10B16A			04.01→10.06	Front	4	75	620	OZA495-RV1	0043
1.6 One	R50	W10B16A			04.01→10.06	Rear	4	75	620	OZA495-RV1	0043
1.6 Cooper	R50	W10B16A			04.01→10.06	Front	4	75	620	OZA495-RV1	0043
1.6 Cooper	R50	W10B16A			04.01→10.06	Rear	4	75	620	OZA495-RV1	0043
1.6 Cooper	R56	N12B16			08.06→	Rear	4	82	446	OZA628-U1	0016
1.6 Cooper S	R50	W11B16A Supercharged			05.02→10.06	Front	4	75	620	OZA495-RV1	0043
1.6 Cooper S	R50	W11B16A Supercharged			05.02→10.06	Rear	4	75	620	OZA495-RV1	0043
1.6 Cooper S	R56	N14 B16 Turbocharged			08.06→	Rear	4	82	446	OZA628-U1	0016

MITSUBISHI**Carisma**

1.6i 16V		4G92			05.95→06.00	Front	4	71	340	OZA448-E52	0437
1.8i 16V		4G93			05.95→04.97	Front	4	71	340	OZA448-E52	0437
1.8i 16V		4G93			05.96→02.99	Front	4	71	340	OZA448-E52	0437
1.8i 16V GDI		4G93			05.97→02.99	Front	4	76	400	OZA448-E53	0448

Colt II

1.3		G13B			06.86→06.88	Front	1	8	700	OZA401-E68	0428
1.5		G15B			06.86→05.87	Front	1	8	700	OZA401-E68	0428
1.6i Turbo		4G32			07.86→04.88	Front	1	8	700	OZA401-E68	0428

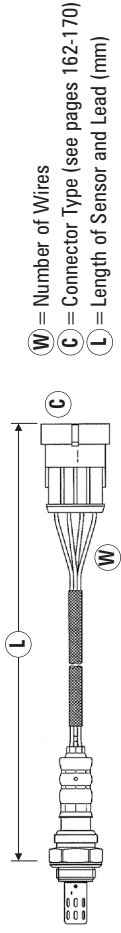
Colt III

1.3		4G13			04.88→05.92	Front	1	8	700	OZA401-E68	0428
1.5 GLXI		4G15			04.88→04.89	Front	1	8	550	OZA401-E63	0207
1.5i		4G15			04.88→05.92	Front	1	8	700	OZA401-E68	0428
1.5i 8V		4G15			05.89→05.90	Front	2	11	630	OZA428-E3	0121
1.5i 12V		4G13			06.90→05.92	Front	2	11	630	OZA428-E3	0121

LITRE / MODEL	TYPE	ENGINE TYPE	CHASSIS INFO	GENERAL INFO	DATE	SENSOR POSITION	(W)	(C)	(L)	PART NO.	STOCK NO.
MITSUBISHI (continued)											
Colt IV											
1.3i 12V		4G13			04.92→04.96	Front	4	30	290	OZA85-M1	0165
1.6i		4G92			12.91→12.96	Front	4	30	320	OZA502-E34	0436
1.6i 16V		4G92 SOHC			12.91→11.95	Front	4	30	320	OZA502-E34	0436
1.8i 16V		4G93 DOHC			12.91→11.95	Front	4	30	320	OZA502-E34	0436
Cordia											
1.8i Turbo		G62B			10.86→12.89	Front	1	8	500	OZA401-E66	0406
Eclipse											
2.0i		4G63			08.95→	Front	4	30	285	OZA502-E36	0458
Galant											
1.8i		4G37			11.87→05.90	Front	1	8	650	OZA401-E67	0417
1.8i Saloon		4G37			11.87→10.92	Front	2	12	580	OZA428-E2	0197
1.8i Hatchback		4G37			11.88→10.92	Front	2	12	580	OZA428-E2	0197
1.8i 16V		4G93			11.92→05.96	Front	4	30	265	OZA502-E35	0447
2.0i		G63B			06.86→12.87	Front	1	8	655	OZA401-E53	0175
2.0i		4G63			06.84→12.87	Front	1	8	655	OZA401-E53	0175
2.0i Hatchback		4G63			11.88→05.91	Front	1	8	445	OZA401-E54	0186
2.0i Hatchback		4G63			06.91→10.92	Front	2	12	460	OZA428-E4	0132
2.0i Saloon		4G63			11.88→05.91	Front	1	8	445	OZA401-E54	0186
2.0i Saloon		4G63			06.91→10.92	Front	2	12	460	OZA428-E4	0132
2.0i 16V		4G63			11.92→05.96	Front	4	30	285	OZA502-E36	0458
2.0i		4G63T			06.84→11.87	Front	1	8	650	OZA401-E67	0417
2.4i		G64B			07.85→11.87	Front	1	8	650	OZA401-E67	0417
L300											
2.0i		4G63			11.86→06.95	Front	1	8	655	OZA401-E53	0175
Lancer											
1.3		4G13			01.92→12.96	Front	4	30	290	OZA85-M1	0165
1.5		4G15			04.88→04.89	Front	1	8	550	OZA401-E63	0207
1.5 Estate		4G15			04.88→04.89	Front	1	8	550	OZA401-E63	0207
1.5 8V		4G15			05.89→05.90	Front	2	11	630	OZA428-E3	0121
1.5 8V Estate		4G15			09.88→12.91	Front	2	11	630	OZA428-E3	0121
1.5 8V Hatchback		4G15			05.89→05.90	Front	2	11	630	OZA428-E3	0121
1.5 12V		4G15			06.90→05.92	Front	2	11	630	OZA428-E3	0121



Sensor Position is listed as either FRONT (regulating) for pre-catalyst or REAR (diagnostic) for post-catalyst installation

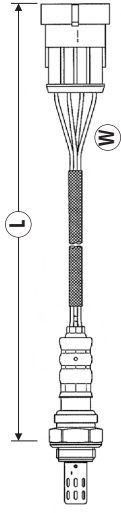


LITRE / MODEL	TYPE	ENGINE TYPE	CHASSIS INFO	GENERAL INFO	SENSOR POSITION	W	C	L	PART NO.	STOCK NO.
MITSUBISHI (continued)										
Lancer										
1.5 12V		4G15			Front	4	30	290	OZA85-M1	0165
1.6i 16V 4WD		4G92 SOHC			Front	4	30	320	OZA502-E34	0436
1.6i 16V Hatchback		4G92 SOHC			Front	4	30	320	OZA502-E34	0436
1.6i 16V		4G92 SOHC			Front	4	30	320	OZA502-E34	0436
1.6i 16V 4WD		4G92			Front	4	30	265	OZA502-E35	0447
1.6i Estate		4G92			Front	4	30	285	OZA502-E36	0458
1.8i 16V		4G93 DOHC			Front	4	30	320	OZA502-E34	0436
1.8i 16V Hatchback		4G93 DOHC			Front	4	30	320	OZA502-E34	0436
Space Runner										
1.8i		4G93			Front	4	30	285	OZA502-E36	0458
1.8i		4G93			Front	4	30	285	OZA502-E36	0458
Space Wagon										
2.0i 16V		4G63 SOHC			Front	4	30	320	OZA502-E34	0436
NISSAN										
100 NX										
1.6i 16V	B13	GA16DE			Front	3	23	380	OZA446-E45	0155
350 Z										
3.5i V6 24V		VQ35DE			Front	4	70	371	OZA544-N8	1804
3.5i V6 24V		VQ35DE			Rear	4	88	500	OZA544-R1	1857
Almera II										
1.5	N16	QG15DE			Front	3	110	325	OZA660-EE6	5680
1.5	N16	QG15DE			Front	3	129	330	OZA446-E64	1737
1.5	N16	QG15DE			Front	4	70	401	OZA544-N14	6513
1.8	N16	QG18DE			Front	3	110	325	OZA660-EE6	5680
1.8	N16	QG18DE			Front	3	129	330	OZA446-E64	1737
1.8	N16	QG18DE			Front	4	70	401	OZA544-N14	6513
Almera Tino										
1.8	V10	QG18DE			Front	3	110	325	OZA660-EE6	5680
1.8	V10	QG18DE			Front	3	129	330	OZA446-E64	1737
1.8	V10	QG18DE			Front	4	70	401	OZA544-N14	6513

LITRE / MODEL	TYPE	ENGINE TYPE	CHASSIS INFO	GENERAL INFO	DATE	SENSOR POSITION	(W)	(C)	(L)	PART NO.	STOCK NO.
NISSAN (continued)											
Bluebird											
1.8	T72	CA18D			02.89→	Front	1	3	200	OZA401-E51	0142
1.8	T12	CA18D			11.88→	Front	1	3	200	OZA401-E51	0142
2.0	U11	CA20E			04.86→	Front	1	3	170	OZA401-E50	0131
2.0	T72	CA20E			09.88→	Front	1	3	170	OZA401-E50	0131
2.0	T12	CA20E			03.86→	Front	1	3	170	OZA401-E50	0131
Maxima											
3.0	J30	VG30E		3 x wire Titania sensor	10.88→06.94	Front	3	60	810	OTD2F-3K1	1907
Micra (K10)											
1.0i	K10	MA10S			12.82→12.89	Front	1	3	170	OZA401-E50	0131
1.0i	K10	MA10S			05.82→12.89	Front	1	3	170	OZA401-E50	0131
1.2i	K10	MA12S			07.86→07.92	Front	1	3	170	OZA401-E50	0131
Micra (K11)											
1.0i 16V	K11	CG10DE			08.92→05.00	Front	3	23	380	OZA446-E45	0155
1.0i 16V	K11	CG10DE			06.00→10.00	Front	4	122	350	OZA447-E42	1971
1.0i 16V	K11	CG10DE			11.00→12.02	Front	4	70	350	OZA448-E58	1909
1.3i 16V	K11	CG13DE			08.92→07.00	Front	3	23	380	OZA446-E45	0155
1.4i 16V	K11	CGA3DE			07.00→11.00	Front	4	122	350	OZA447-E42	1971
1.4i 16V	K11	CGA3DE			12.00→12.02	Front	4	70	350	OZA448-E58	1909
Micra (K12)											
1.0i 16V	K12	CR10DE			01.03→10.04	Front	4	70	401	OZA544-N14	6513
1.0i 16V	K12	CR10DE			01.03→10.04	Rear	4	70	401	OZA544-N14	6513
1.2i 16V	K12	CR12DE			01.03→05.05	Front	4	70	401	OZA544-N14	6513
1.2i 16V	K12	CR12DE			06.05→	Front	4	31	271	OZA603-N2	0012
1.2i 16V	K12	CR12DE			01.03→05.05	Rear	4	70	401	OZA544-N14	6513
1.4i 16V	K12	CR14DE			01.03→05.05	Front	4	70	401	OZA544-N14	6513
1.4i 16V	K12	CR14DE			01.03→05.05	Rear	4	70	401	OZA544-N14	6513
1.6 SR Sport	K12	HR16DE			06.05→	Front	4	31	271	OZA603-N2	0012
Pathfinder											
2.4	D21	Z24i			10.88→04.92	Front	1	3	200	OZA401-E51	0142
2.4	D21	KA24E			04.92→05.94	Front	1	3	170	OZA401-E50	0131
Pick Up											
2.4	D21	Z24i			10.88→04.92	Front	1	3	200	OZA401-E51	0142
2.4	D21	KA24E			04.92→05.94	Front	1	3	170	OZA401-E50	0131



Sensor Position is listed as either FRONT (regulating) for pre-catalyst or REAR (diagnostic) for post-catalyst installation



- W** = Number of Wires
C = Connector Type (see pages 162-170)
L = Length of Sensor and Lead (mm)

LITRE / MODEL	TYPE	ENGINE TYPE	CHASSIS INFO	GENERAL INFO	DATE	SENSOR POSITION	W	C	L	PART NO.	STOCK NO.
NISSAN (continued)											
Prarie											
2.0i	M11	CA20E			10.88→04.92	Front	1	3	170	OZA401-E50	0131
Primera											
1.6	W10	GA16DS			07.90→04.93	Front	1	3	200	OZA401-E51	0142
1.6i 16V	W10	GA16DE			04.93→12.97	Front	3	23	380	OZA446-E45	0155
1.6i 16V	P11	QG16DE			09.00→12.01	Front	3	129	330	OZA446-E64	1737
1.6i 16V	P12	QG16DE			02.02→	Front	4	70	401	OZA544-N14	6513
1.8i 16V	P11	QG18DE	Incl. Saloon/Estate		08.99→09.00	Front	3	110	325	OZA660-EE6	5680
1.8i 16V	P11	QG18DE			10.00→12.01	Front	3	129	330	OZA446-E64	1737
1.8i 16V	P12	QG18DE			02.02→	Front	4	70	401	OZA544-N14	6513
2.0i 16V	P10	SR20DI		3 x wire Titania sensor	06.90→01.96	Front	3	60	810	OTD2F-3K1	1907
2.0 GT	P10	SR20DE		3 x wire Titania sensor	06.90→01.96	Front	3	60	810	OTD2F-3K1	1907
2.0i 16V	P11	SR20DE			02.01→12.01	Front	3	129	330	OZA446-E64	1737
2.0i 16V	P12	QR20DE			02.02→	Front	4	70	271	OZA544-N7	6497
Santana											
1.8i		JN SOHC			01.84→	Front	1	3	472	OZA401-E2	1802
2.0i					01.84→01.87	Front	1	3	472	OZA401-E2	1802
Serena											
1.6i 16V	C23M	GA16DE			07.92→	Front	4	34	300	OZA384-E39	0473
Sunny											
1.4i 16V	N14	GA14DS			10.90→05.95	Front	1	3	200	OZA401-E51	0142
1.4i 16V	N14	GA14DE			10.92→05.95	Front	3	23	380	OZA446-E45	0155
1.4i 16V Hatchback	N14	GA14DE			10.92→05.95	Front	3	23	380	OZA446-E45	0155
1.6i Hatchback	N13	E16i			06.86→10.90	Front	1	3	200	OZA401-E51	0142
1.6	B12, N13	E16i		3 x wire Titania sensor	06.86→10.90	Front	3	60	196	OTD2F-1P2	0022
1.6		GA16DS	B13 / N14 / Y10		10.90→10.92	Front	1	3	200	OZA401-E51	0142
1.6i 16V	B12	CA16i			10.88→	Front	1	3	200	OZA401-E51	0142
1.6i 16V	N14	GA16DE			10.92→05.95	Front	3	23	380	OZA446-E45	0155
1.6i 16V 4x4	Y10	GA16DE			10.92→07.95	Front	3	23	380	OZA446-E45	0155
1.8	B12	CA18D			10.88→	Front	1	3	200	OZA401-E51	0142
2.0		SR20DE		3 x wire Titania sensor	07.93→	Front	3	60	810	OTD2F-3K1	1907

LITRE / MODEL	TYPE	ENGINE TYPE	CHASSIS INFO	GENERAL INFO	DATE	SENSOR POSITION	(W)	(C)	(L)	PART NO.	STOCK NO.
NISSAN (continued)											
Terrano I											
2.4i	WD21	Z24i			08.87→07.92	Front	1	3	200	OZA401-E51	0142
Vanette											
1.6i 16V	HC23	GA16DE			07.92→	Front	4	34	300	OZA384-E39	0473
2.4i	GC22	Z24i			09.86→09.87	Front	1	3	170	OZA401-E50	0131
2.4i	GC22	Z24i			09.87→	Front	1	3	200	OZA401-E51	0142
X-Trail											
2.0i	T30	QR20DE			10.01→	Front	4	70	271	OZA544-N7	6497
2.5i	T30	QR25DE			12.02→	Front	4	70	271	OZA544-N7	6497

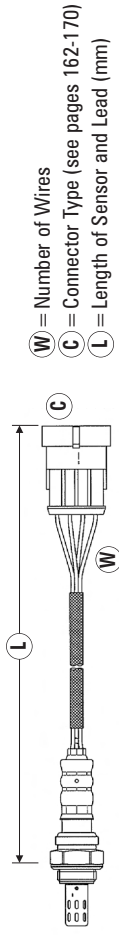
PEUGEOT

106 Mk1 91→96

1.0i		TU9M <CDY/CDZ>			07.92→04.96	Front	4	49	380	OZA448-E57	0492
1.0i		TU9M			07.92→06.95	Front	4	58	450	OZA527-E12	0220
1.0i		TU9M <CDY/CDZ>			07.92→04.96	Front	4	73	370	OZA527-E29	0488
1.0i		TU9M			07.95→	Front	4	49	375	OZA527-E15	0298
1.1i		TU1M/M+			09.91→06.95	Front	4	58	450	OZA527-E12	0220
1.1i		TU1M+			07.95→	Front	4	49	375	OZA527-E15	0298
1.1i		TU1M <HDY>			08.92→04.96	Front	4	49	380	OZA448-E57	0492
1.1i		TU1M <HDY>			08.92→04.96	Front	4	73	370	OZA527-E29	0488
1.3i		TU2J2			10.93→06.95	Front	4	58	450	OZA527-E12	0220
1.3i		TU2J2 <MFZ>			10.93→04.96	Front	4	49	380	OZA448-E57	0492
1.3i		TU2J2 <MFZ>			10.93→04.96	Front	4	73	370	OZA527-E29	0488
1.3i		TU2J2			07.95→04.96	Front	4	49	375	OZA527-E15	0298
1.4i		TU3M			09.91→02.94	Front	4	58	450	OZA527-E12	0220
1.4i		TU3FJ			09.91→06.95	Front	4	58	450	OZA527-E12	0220
1.4i		TU3FJ <KFZ>			09.91→04.96	Front	4	49	380	OZA448-E57	0492
1.4i		TU3FJ <KFZ>			09.91→04.96	Front	4	73	370	OZA527-E29	0488
1.4i		TU3FJ <K6B>			09.91→04.96	Front	4	49	380	OZA448-E57	0492
1.4i		TU3FJ <K6B>			09.91→04.96	Front	4	73	370	OZA527-E29	0488
1.4i		TU3FMC			12.92→06.95	Front	4	58	450	OZA527-E12	0220
1.4i		TU3FMC <KDX>			12.92→04.96	Front	4	49	380	OZA448-E57	0492



Sensor Position is listed as either FRONT (regulating) for pre-catalyst or REAR (diagnostic) for post-catalyst installation

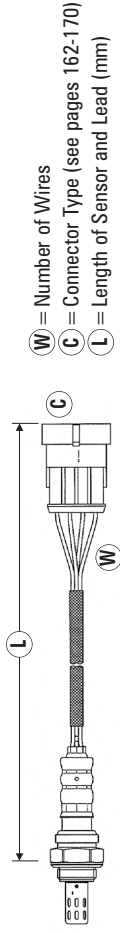


LITRE / MODEL	TYPE	ENGINE TYPE	CHASSIS INFO	GENERAL INFO	DATE	SENSOR POSITION	W	C	L	PART NO.	STOCK NO.
PEUGEOT (continued)											
106 Mk1 91→96											
1.4i		TU3MC <KDX>		Match plug/lead, refer to OE No.	04.93→04.96	Front	4	49	380	OZA448-E57	0492
1.4i		TU3MC		Match plug/lead, refer to OE No.	04.93→06.95	Front	4	58	450	OZA527-E12	0220
1.4i		TU3MC <KDX>		Match plug/lead, refer to OE No.	04.93→04.96	Front	4	73	370	OZA527-E29	0488
1.4i		TU3FMC <KDX>		Match plug/lead, refer to OE No.	12.93→04.96	Front	4	73	370	OZA527-E29	0488
1.4i		TU3MC		Match plug/lead, refer to OE No.	07.95→04.96	Front	4	49	375	OZA527-E15	0298
1.4i		TU3FMC		Match plug/lead, refer to OE No.	07.95→04.96	Front	4	49	375	OZA527-E15	0298
1.4i		TU3FJ		Match plug/lead, refer to OE No.	07.95→04.96	Front	4	49	375	OZA527-E15	0298
1.6i		TU5J2		Match plug/lead, refer to OE No.	06.93→06.95	Front	4	58	450	OZA527-E12	0220
1.6i		TU5J2 <NFY>		NOT FOR (ECE R15-04) refer to OE No.	06.93→04.96	Front	4	49	380	OZA448-E57	0492
1.6i		TU5J2 <NFY>		(ECE R15-04) refer to OE No.	06.93→04.96	Front	4	73	370	OZA527-E29	0488
1.6i		TU5JP		Match plug/lead, refer to OE No.	06.93→06.95	Front	4	58	450	OZA527-E12	0220
1.6i		TU5JP <NFZ>		Match plug/lead, refer to OE No.	06.93→04.96	Front	4	73	370	OZA527-E29	0488
1.6i		ZU5JP <NFZ>		Match plug/lead, refer to OE No.	06.93→04.96	Front	4	49	380	OZA448-E57	0492
1.6i		TU5J2		Match plug/lead, refer to OE No.	07.95→04.96	Front	4	49	375	OZA527-E15	0298
1.6i		TU5JP		Match plug/lead, refer to OE No.	07.95→04.96	Front	4	49	375	OZA527-E15	0298
106 Mk2 96→04											
1.0i		TU9M <CDY, CDZ>			05.96→	Front	4	49	380	OZA448-E57	0492
1.1i		TU1M		Match plug/lead, refer to OE No.	05.96→	Front	4	49	375	OZA527-E15	0298
1.1i		TU1M+ <HDY, HDZ>		Match plug/lead, refer to OE No.	05.96→	Front	4	49	380	OZA448-E57	0492
1.1i		TU1JP <HFX>			03.00→05.04	Front	4	83	540	OZA659-EE4	0378
1.1i		TU1JP <HFX>			03.00→05.04	Rear	4	82	535	OZA659-EE10	0384
1.4i		TU3JP <KFW>			04.96→09.03	Front	4	87	380	OZA676-EE1	7979
1.4i		TU3JP		Match plug/lead, refer to OE No.	05.96→	Front	4	49	375	OZA527-E15	0298
1.4i		TU3JP <KFX>		Match plug/lead, refer to OE No.	05.96→	Front	4	49	380	OZA448-E57	0492
1.4i		TU3JP <KFX>		Match plug/lead, refer to OE No.	10.97→05.04	Front	4	83	380	OZA659-EE12	0386
1.4i		TU3JP <KFX>		Match plug/lead, refer to OE No.	10.97→05.04	Rear	4	83	380	OZA659-EE12	0386
1.4i		TU3JP+ <KFX>		Euro 2000	01.00→	Front	4	83	536	OZA495-PG2	1852
1.4i		TU3JP+ <KFX>		Euro 2000	01.00→	Rear	4	82	536	OZA341-PG5	1813
1.6i		TU5J2		Match plug/lead, refer to OE No.	05.96→	Front	4	49	375	OZA527-E15	0298
1.6i		TU5J2 <NFW, NFY>		Match plug/lead, refer to OE No.	05.96→	Front	4	49	380	OZA448-E57	0492
1.6i		TU5J4		Match plug/lead, refer to OE No.	05.96→	Front	4	49	630	OZA527-E16	0434
1.6i		TU5JP		Match plug/lead, refer to OE No.	05.96→	Front	4	49	375	OZA527-E15	0298

LITRE / MODEL	TYPE	ENGINE TYPE	CHASSIS INFO	GENERAL INFO	DATE	SENSOR POSITION	(W)	(C)	(L)	PART NO.	STOCK NO.
PEUGEOT (continued)											
106 Mk2 96→04											
1.6i		TU5JP <NFZ>		Match plug/lead, refer to OE No.	05.96→	Front	4	49	380	0ZA448-E57	0492
1.6i 16V GTI		TU5J4 <NFX>	Build Code →8364	Euro96-CEE95, L3, Euro93-CEE19.5	05.96→04.98	Front	4	111	535	0ZA660-EE23	5737
1.6i 16V GTI		TU5J4 <NFX>		Euro 96	06.96→01.00	Front	4	49	536	0ZA334-PG1	1790
1.6i 16V GTI		TU5J4 <NFX>		ECE R15.04	05.96→05.05	Front	4	73	530	0ZA527-E34	1981
1.6i 16V GTI		TU5J4 <NFX>		Euro 96 / D3	01.00→	Front	4	49	536	0ZA334-PG1	1790
1.6i 16V GTI		TU5JP L4 <NFX>		Euro 2000	01.00→	Front	4	82	536	0ZA341-PG5	1813
1.6i 16V GTI		TU5JP L4 <NFX>		Euro 2000	01.00→	Rear	4	82	536	0ZA341-PG5	1813
107											
1.0i		1KR-FE			06.05→	Front	4	123	275	0ZA659-EE62	7916
1.0i		1KR-FE			06.05→	Rear	4	34	290	0ZA659-EE63	7948
205											
1.0i		TU9M			07.92→	Front	4	37	510	0ZA527-E2	0265
1.1i		TU1M <HDY HDZ>			07.89→	Front	4	37	510	0ZA527-E2	0265
1.4i		XY7CP			02.83→10.87	Front	3	45	510	0ZA446-E48	0280
1.4i		TU3CP			10.87→10.90	Front	3	45	510	0ZA446-E48	0280
1.4i		TU3M <KDY>			07.88→	Front	4	37	510	0ZA527-E2	0265
1.4i		TU3M <KDZ>			07.88→10.90	Front	4	37	510	0ZA527-E2	0265
1.4i		TU3CP <KAV>			01.89→10.90	Front	3	45	510	0ZA446-E48	0280
1.4i		TU3FM <KDY>			06.91→12.94	Front	4	37	510	0ZA527-E2	0265
1.4i		TU3MC			09.92→	Front	4	37	510	0ZA527-E2	0265
1.6i		XU5CP			02.83→10.87	Front	3	45	510	0ZA446-E48	0280
1.6i GTI		XU5M <BDY>			05.90→	Front	4	37	510	0ZA527-E2	0265
1.9i GTI		XU9J1			10.86→10.87	Front	3	45	510	0ZA446-E48	0280
1.9i GTI		XU92C <D2A>			10.87→05.89	Front	3	45	510	0ZA446-E48	0280
1.9i CTI Cabrio		XU9J1 <DFZ>			10.87→10.94	Front	3	45	510	0ZA446-E48	0280
1.9i		XU9JAZ <DFY, DKZ>			07.88→	Front	4	37	510	0ZA527-E2	0265
206											
1.1i		Tu1JP/L3			06.98→10.05	Front	4	83	380	0ZA659-EE12	0386
1.1i		TU1JP+ <HFZ>			09.98→12.99	Front	4	87	380	0ZA676-EE1	7979
1.1i		TU1JP+ <HFY HFZ>	Euro 2000		01.00→10.05	Front	4	82	536	0ZA341-PG5	1813
1.1i		TU1JP+ <HFY HFZ>	Euro 2000		01.00→10.05	Rear	4	82	536	0ZA341-PG5	1813



Sensor Position is listed as either FRONT (regulating) for pre-catalyst or REAR (diagnostic) for post-catalyst installation

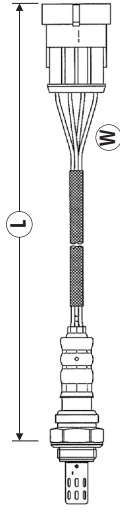


LITRE / MODEL	TYPE	ENGINE TYPE	CHASSIS INFO	GENERAL INFO	DATE	SENSOR POSITION	W	C	L	PART NO.	STOCK NO.
PEUGEOT (continued)											
206											
1.1i		TU1A			11.05→	Front	4	83	381	OZA608-U2	0070
1.1i		TU1A			11.05→	Rear	4	82	536	OZA341-PG5	1813
1.4i		TU3JP <K6C>			06.98→	Front	4	73	370	OZA527-E29	0488
1.4i		TU3JP+ <KFX>		Euro 2000	09.98→	Front	4	83	536	OZA495-PG2	1852
1.4i		TU3JP+ <KFX>		Euro 2000	09.98→	Rear	4	82	536	OZA341-PG5	1813
1.4i	2A/C	TU3JP <KFX>		Match plug/lead, refer to OE No.	10.98→	Front	4	83	380	OZA659-EE12	0386
1.4i	2A/C	TU3JP <KFX>		Match plug/lead, refer to OE No.	10.98→	Rear	4	82	1490	OZA659-EE21	0395
1.6i	2A/C	TU5JP <NFZ>			10.98→10.00	Front	4	83	380	OZA659-EE12	0386
1.6i	2A/C	TU5JP <NFZ>			10.98→	Rear	4	82	1490	OZA659-EE21	0395
1.6i 16V		TU5JP L4 <NFU>		Euro 2000	03.01→	Front	4	82	536	OZA341-PG5	1813
1.6i 16V		TU5JP L4 <NFU>		Euro 2000	03.01→	Rear	4	82	536	OZA341-PG5	1813
1.6i 16V	2A/C	TU5JP4 <NFU>	Incl. Estate		10.00→	Front	4	83	540	OZA659-EE4	0378
1.6i 16V	2A/C	TU5JP4 <NFU>	Incl. Estate	Match plug/lead, refer to OE No.	10.00→	Front	4	83	380	OZA659-EE12	0386
1.6i 16V	2A/C	TU5JP4 <NFU>	Incl. Estate		10.00→	Rear	4	82	535	OZA659-EE10	0384
2.0i GTi	2A/C	EW10J4 <RFN>, <RFR>	Incl. Estate	137bhp / 100kW	10.00→	Front	4	83	540	OZA659-EE4	0378
2.0i GTi	2A/C	EW10J4 <RFN>, <RFR>	Incl. Estate	137bhp / 100kW	10.00→	Rear	4	82	1230	OZA659-EE52	1996
2.0i GTi 180	2A/C	EW10J4S <RFK>		180bhp / 132kW	10.02→	Front	4	83	1230	OZA659-EE8	0382
2.0i GTi 180	2A/C	EW10J4S <RFK>		180bhp / 132kW	10.02→	Rear	4	82	1230	OZA659-EE52	1996
206 CC											
1.6i 16V	2D	TU5JP4 <NFU>			12.01→	Front	4	83	540	OZA659-EE4	0378
1.6i 16V	2D	TU5JP4 <NFU>			12.01→	Rear	4	82	535	OZA659-EE10	0384
1.6i 16V	2D	TU5JP4 <NFU>		Euro 2000	12.01→	Front	4	83	380	OZA659-EE12	0386
2.0i 16V	2D	EW10J4 <RFN>, <RFR>		137bhp / 100kW	10.00→	Front	4	83	540	OZA659-EE4	0378
2.0i 16V	2D	EW10J4 <RFN>, <RFR>		137bhp / 100kW	10.00→	Rear	4	82	1230	OZA659-EE52	1996
207											
1.4i 8V		TU3A			06.06→	Front	4	83	381	OZA608-U2	0070
1.4i 8V		TU3A			06.06→	Rear	4	82	536	OZA341-PG5	1813
1.4i 16V		EP3			04.06→	Rear	4	82	446	OZA628-U1	0016
1.6i 16V		EP6			04.06→	Rear	4	82	446	OZA628-U1	0016
1.6i 16V		TU5JP4 <NFU>			05.06→	Front	4	83	380	OZA659-EE12	0386

LITRE / MODEL	TYPE	ENGINE TYPE	CHASSIS INFO	GENERAL INFO	DATE	SENSOR POSITION	(W)	(C)	(L)	PART NO.	STOCK NO.
PEUGEOT (continued)											
207											
1.6i 16V		TU5JP4 <NFU>			05.06→	Rear	4	82	535	OZA659-EE10	0384
1.6i 16V Turbo		EP6DT, EP6DTS		Turbo	04.06→	Rear	4	82	446	OZA628-U1	0016
305											
1.6i		XU5CP			10.82→07.90	Front	3	45	510	OZA446-E48	0280
1.9i		XU9J1 <DFZ>			10.82→07.90	Front	3	45	510	OZA446-E48	0280
306											
1.1i		TU1M		Match plug/lead, refer to OE No.	01.93→02.95	Front	4	58	450	OZA527-E12	0220
1.1i		TU1M <HDY HDZ>		Match plug/lead, refer to OE No.	01.93→12.95	Front	4	49	380	OZA448-E57	0492
1.1i		TU1M		Match plug/lead, refer to OE No.	03.95→12.95	Front	4	49	375	OZA527-E15	0298
1.1i		TU1M+		Match plug/lead, refer to OE No.	01.96→04.97	Front	4	49	375	OZA527-E15	0298
1.1i		TU1M+ <HDY HDZ>		Match plug/lead, refer to OE No.	01.96→04.97	Front	4	49	380	OZA448-E57	0492
1.4i		TU3MC		Match plug/lead, refer to OE No.	01.93→02.95	Front	4	58	450	OZA527-E12	0220
1.4i		TU3MC <KDY>		Match plug/lead, refer to OE No.	01.93→04.97	Front	4	49	380	OZA448-E57	0492
1.4i		TU3MC		Match plug/lead, refer to OE No.	03.95→04.97	Front	4	49	375	OZA527-E15	0298
1.4i		TU3JP		Match plug/lead, refer to OE No.	09.96→04.97	Front	4	49	375	OZA527-E15	0298
1.4i		TU3JP <KFX>		Match plug/lead, refer to OE No.	09.96→04.97	Front	4	49	380	OZA448-E57	0492
1.4i		TU3JP <KFX>		Match plug/lead, refer to OE No.	05.97→	Front	4	49	380	OZA448-E57	0492
1.4i		TU3JP <K6C>	Incl. Estate		05.97→10.03	Front	4	73	530	OZA527-E34	1981
1.4i		TU3JP <KFX>	Estate only	Euro 2000	05.97→03.02	Rear	4	83	1230	OZA659-EE8	0382
1.4i		TU3JP+ <KFX>		Euro 2000	01.00→	Front	4	83	536	OZA495-PG2	1852
1.4i		TU3JP+ <KFX>		Euro 2000	01.00→	Rear	4	82	536	OZA341-PG5	1813
1.6i		TU5JP		Match plug/lead, refer to OE No.	01.93→02.95	Front	4	58	450	OZA527-E12	0220
1.6i		TU5JP <NFZ>		Match plug/lead, refer to OE No.	01.93→04.97	Front	4	49	380	OZA448-E57	0492
1.6i		TU5JP		Match plug/lead, refer to OE No.	03.95→04.97	Front	4	49	375	OZA527-E15	0298
1.6i		TU5JP <NFZ>	Incl. Estate	Match plug/lead, refer to OE No.	05.97→	Front	4	49	380	OZA448-E57	0492
1.6i		TU5JP <NFZ>	Estate only	Euro 2000. Match plug/lead, refer to OE No.	05.97→03.02	Front	4	83	380	OZA659-EE12	0386
1.6i		TU5JP <NFZ>	Estate only	Euro 2000	05.97→03.02	Rear	4	83	1230	OZA659-EE8	0382
1.6i		NFT	Estate only	Match plug/lead, refer to OE No.	05.97→03.02	Rear	4	82	535	OZA659-EE10	0384
1.6i		TU5JP <NFZ>	Incl. Conv/Estate		10.00→10.03	Front	4	83	540	OZA659-EE4	0378
1.6i		TU5JP <NFZ>	Incl. Conv/Estate		10.00→10.03	Rear	4	82	535	OZA659-EE10	0384
1.8i		XU7JP			01.93→02.95	Front	4	58	1470	OZA527-E3	0201
1.8i		XU7JP			03.95→04.97	Front	4	49	630	OZA527-E16	0434



Sensor Position is listed as either FRONT (regulating) for pre-catalyst or REAR (diagnostic) for post-catalyst installation



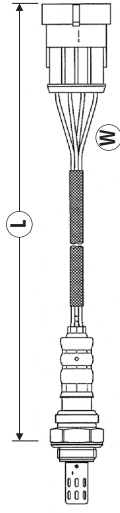
- W** = Number of Wires
C = Connector Type (see pages 162-170)
L = Length of Sensor and Lead (mm)

LITRE / MODEL	TYPE	ENGINE TYPE	CHASSIS INFO	GENERAL INFO	DATE	SENSOR POSITION	W	C	L	PART NO.	STOCK NO.
PEUGEOT (continued)											
306											
1.8i		XU7JP <LFZ>	Incl. Conv/Estate		03.95→04.97	Front	4	111	535	OZA660-EE23	5737
1.8i		XU7JP <L6A>	Incl. Estate		05.97→10.03	Front	4	73	530	OZA527-E34	1981
1.8i 16V		XU7JP4 <LFY>	Build Code →7874		05.97→05.98	Front	4	111	535	OZA660-EE23	5737
1.8i 16V		XU7JP4 <LFY>	Incl. Conv/Estate		05.97→10.03	Front	4	83	540	OZA659-EE4	0378
1.8i 16V		XU7JP4 <LFY>	Incl. Conv/Estate		05.97→10.03	Rear	4	82	1230	OZA659-EE52	1996
2.0i		XU10J2		Match plug/lead, refer to OE No.	08.93→02.95	Front	4	58	1470	OZA527-E3	0201
2.0i		XU10J2		Match plug/lead, refer to OE No.	03.95→04.97	Front	4	49	630	OZA527-E16	0434
2.0i		XU10J2 <RFX>	Incl. Conv/Estate		03.95→04.97	Front	4	111	535	OZA660-EE23	5737
2.0i 16V		XU10J4			08.93→02.95	Front	4	58	1470	OZA527-E3	0201
2.0i 16V		XU10J4			03.95→04.97	Front	4	49	630	OZA527-E16	0434
2.0i 16V GTI-6		XU10J4RS8			07.96→04.97	Front	4	49	1220	OZA527-E17	0445
2.0i 16V GTI-6		XU10J4RS <RFS>			07.96→04.97	Front	4	111	1230	OZA660-EE24	5739
307											
1.4i		TU3JP+ <KFX>		Euro 2000	04.01→	Front	4	83	536	OZA495-PG2	1852
1.4i		TU3JP+ <KFX>		Euro 2000	04.01→	Rear	4	82	536	OZA341-PG5	1813
1.6i 16V	3A/C	TU5JP4 <NFU>	Incl. Estate		04.01→11.04	Front	4	83	540	OZA659-EE4	0378
1.6i 16V	3A/C	TU5JP4 <NFU>	Incl. Estate		04.01→05.05	Rear	4	82	535	OZA659-EE10	0384
1.6i 16V	3A/C	TU5JP4 <NFU>	Incl. Estate	Match plug/lead, refer to OE No.	04.01→05.05	Front	4	83	380	OZA659-EE12	0386
2.0i 16V	3A/C	EW10J4 <RFN>	All Variants	138bhp / 101kW	04.01→04.05	Front	4	83	1230	OZA659-EE8	0382
2.0i 16V	3A/C	EW10J4 <RFN>	All Variants	138bhp / 101kW	04.01→04.05	Rear	4	82	1490	OZA659-EE21	0395
2.0i 16V	3A/C	EW10J4S <RFK>		180bhp / 132kW	06.05→	Front	4	83	1230	OZA659-EE8	0382
2.0i 16V	3A/C	EW10J4S <RFK>		180bhp / 132kW	06.05→	Rear	4	82	1490	OZA659-EE21	0395
307 CC											
1.6i 16V	3B	TU5JP4 <NFU>			06.05→	Front	4	83	380	OZA659-EE12	0386
1.6i 16V	3B	TU5JP4 <NFU>			06.05→	Rear	4	82	535	OZA659-EE10	0384
2.0i 16V	3B	EW10J4 <RFN>		138bhp / 101kW	07.03→	Rear	4	82	1490	OZA659-EE21	0395
2.0i 16V	3B	EW10J4S <RFK>		180bhp / 132kW	07.03→	Front	4	83	1230	OZA659-EE8	0382
2.0i 16V	3B	EW10J4S <RFK>		180bhp / 132kW	07.03→	Rear	4	82	1490	OZA659-EE21	0395
308											
1.4 VTi 95	4A, 4C	EP3			08.07→	Rear	4	82	446	OZA628-U1	0016
1.6 VTi 120	4A, 4C	EP6			08.07→	Rear	4	82	446	OZA628-U1	0016
1.6 THP 140	4A, 4C	EP6DT			08.07→	Rear	4	82	446	OZA628-U1	0016

LITRE / MODEL	TYPE	ENGINE TYPE	CHASSIS INFO	GENERAL INFO	DATE	SENSOR POSITION	(W)	(C)	(L)	PART NO.	STOCK NO.
PEUGEOT (continued)											
308											
1.6 THP 150	4A, 4C	EP6DT			08.07→	Rear	4	82	446	0ZA628-U1	0016
1.6 THP 175	4A, 4C	EP6DTS			04.08→	Rear	4	82	446	0ZA628-U1	0016
309											
1.1i		TU1MZ <HDY HDZ>			10.90→12.93	Front	4	37	510	0ZA527-E2	0265
1.4i		TU3M <KDY KDZ>			03.89→07.89	Front	4	37	510	0ZA527-E2	0265
1.4i		TU3FM <KDY>			06.91→12.93	Front	4	37	510	0ZA527-E2	0265
1.4i		TU3M <KDZ>			10.88→10.90	Front	4	37	510	0ZA527-E2	0265
1.6i		XU5CP			06.86→06.88	Front	3	45	510	0ZA446-E48	0280
1.6i		XU5M <BDZ>			07.89→03.91	Front	4	37	510	0ZA527-E2	0265
1.6i		XU5M <BDY>			01.91→12.93	Front	4	37	510	0ZA527-E2	0265
1.9i		XU9J1 <DFZ>			03.86→12.93	Front	3	45	510	0ZA446-E48	0280
1.9i		XU9M <DDZ>			07.88→12.93	Front	4	37	510	0ZA527-E2	0265
1.9i		XU9JAZ <DFY,DKZ>			07.88→12.93	Front	4	37	510	0ZA527-E2	0265
1.9i GTI		XU9JAZ <DKZ>			07.88→07.89	Front	4	37	510	0ZA527-E2	0265
405											
1.4i		TU3MC <KDX>			06.92→04.97	Front	4	58	1470	0ZA527-E3	0201
1.6i		XU5M <BDZ>		Match plug/lead, refer to OE No.	07.89→09.90	Front	4	37	1210	0ZA527-E22	0274
1.6i		XU5M <BDY>		Match plug/lead, refer to OE No.	09.90→12.92	Front	4	37	1210	0ZA527-E22	0274
1.6i		XU5M <BDY>		Match plug/lead, refer to OE No.	06.92→06.95	Front	4	58	1470	0ZA527-E3	0201
1.6i		XU5JP <BFZ>		Match plug/lead, refer to OE No.	09.94→06.95	Front	4	58	1470	0ZA527-E3	0201
1.6i		XU5JP <BFZ> / XU5MZZ <BDY> <BDZ>	Incl. Estate	Match plug/lead, refer to OE No.	07.95→10.95	Front	4	111	1230	0ZA660-EE24	5739
1.6i		XU5JP <BDY BFZ>		Match plug/lead, refer to OE No.	07.95→04.97	Front	4	49	1220	0ZA527-E17	0445
1.8i		XU7JP		Match plug/lead, refer to OE No.	06.92→06.95	Front	4	58	1470	0ZA527-E3	0201
1.8i		XU7JP <L6A LFZ>		Match plug/lead, refer to OE No.	06.92→04.97	Front	4	49	380	0ZA448-E57	0492
1.8i		XU7JP <LFZ>	Incl. Estate	Match plug/lead, refer to OE No.	07.95→10.95	Front	4	111	1230	0ZA660-EE24	5739
1.8i		XU7JP		Match plug/lead, refer to OE No.	07.95→04.97	Front	4	49	1220	0ZA527-E17	0445
1.9 8V		XU9J1 <DFZ>		Match plug/lead, refer to OE No.	07.87→12.92	Front	3	45	510	0ZA446-E48	0280
1.9i 8V		XU9J2 <DFV>		Match plug/lead, refer to OE No.	07.87→01.89	Front	4	37	510	0ZA527-E2	0265
1.9i 8V		XU9JAZ <DFY DKZ>		Match plug/lead, refer to OE No.	07.88→01.89	Front	4	37	510	0ZA527-E2	0265
1.9i 8V		XU9M <DDZ>		Match plug/lead, refer to OE No.	07.88→01.89	Front	4	37	510	0ZA527-E2	0265
1.9i 8V		XU9M <DDZ>		Match plug/lead, refer to OE No.	07.88→12.92	Front	4	37	1210	0ZA527-E22	0274
1.9i 8V		XU9J1 <DFZ>		Match plug/lead, refer to OE No.	10.88→01.89	Front	3	45	510	0ZA446-E48	0280



Sensor Position is listed as either FRONT (regulating) for pre-catalyst or REAR (diagnostic) for post-catalyst installation



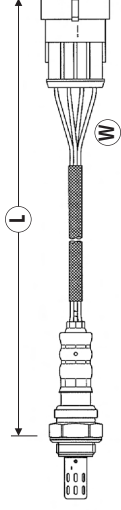
- W** = Number of Wires
C = Connector Type (see pages 162-170)
L = Length of Sensor and Lead (mm)

LITRE / MODEL	TYPE	ENGINE TYPE	CHASSIS INFO	GENERAL INFO	DATE	SENSOR POSITION	W	C	L	PART NO.	STOCK NO.
PEUGEOT (continued)											
405											
1.9i 8V		XU9J2 <DDZ>			01.89→12.92	Front	4	37	1210	OZA527-E22	0274
1.9i 8V		XU9JAZ <DFY, DKZ>			01.89→12.92	Front	4	37	1210	OZA527-E22	0274
1.9i 8V		XU9J2 <D6D>		Match plug/lead, refer to OE No.	06.92→06.95	Front	4	58	1470	OZA527-E3	0201
1.9i 8V		XU9J2 <D6D>		Match plug/lead, refer to OE No.	07.95→04.97	Front	4	49	1220	OZA527-E17	0445
1.9i 16V Mi16		XU9J4Z <DFW>			04.88→01.89	Front	4	37	510	OZA527-E2	0265
1.9i 16V Mi16		XU9J4Z <DFW>			01.89→12.92	Front	4	37	1210	OZA527-E22	0274
2.0i 8V		XU10J2 <R6D RFX>			06.92→06.95	Front	4	58	1470	OZA527-E3	0201
2.0i 8V		XU10J2 <R6D RFX>			07.95→04.97	Front	4	49	1220	OZA527-E17	0445
2.0i 8V		XU10J2 <RFX>	Incl. Estate		07.95→10.95	Front	4	111	1230	OZA660-EE24	5739
2.0i 16V Mi16		XU10J4 <RFY RFT>			01.93→04.97	Front	4	58	1470	OZA527-E3	0201
2.0i 16V Mi16		XU10J4 <RFY RFT>			07.95→04.97	Front	4	49	1220	OZA527-E17	0445
2.0i 16V Mi16		XU10J4 <RFT>, XU10J4Z <RFY>			07.95→10.95	Front	4	111	1230	OZA660-EE24	5739
406 Phase 1											
1.6i		XU5JP	Build Code →7083	Match plug/lead, refer to OE No.	10.95→03.96	Front	4	49	630	OZA527-E16	0434
1.6i		XU5JP <BFZ>	Build Code →7083	Match plug/lead, refer to OE No.	11.95→03.96	Front	4	111	535	OZA660-EE23	5737
1.6i		XU5JP <BFZ>			10.95→03.99	Front	4	49	380	OZA448-E57	0492
1.6i		XU5JP	Build Code 7084→		04.96→	Front	4	49	375	OZA527-E15	0298
1.6i		XU5JP <BFZ>			04.99→	Front	4	49	380	OZA448-E57	0492
1.8i		XU7JB <LFX>			07.97→12.00	Front	4	87	380	OZA676-EE1	7979
1.8i 16V		XU7JP4 <LFY>			10.95→	Front	4	49	380	OZA448-E57	0492
1.8i 16V		XU7JP4	Build Code →7083	Match plug/lead, refer to OE No.	10.95→03.96	Front	4	49	630	OZA527-E16	0434
1.8i 16V		XU7JP4 <LFY>	Build Code →7083	Match plug/lead, refer to OE No.	10.95→03.96	Front	4	111	535	OZA660-EE23	5737
1.8i 16V		XU7JP4 <LFY>			10.95→12.00	Front	4	87	380	OZA676-EE1	7979
1.8i 16V		XU7JP4	Build Code 7084→7329		04.96→12.96	Front	4	49	375	OZA527-E15	0298
1.8i 16V Estate		XU7JP4	Build Code 7084→7329		10.96→12.96	Front	4	49	375	OZA527-E15	0298
2.0i 16V		XU10J4R <RFV>	Incl. Coupe/Estate		11.95→03.99	Front	4	111	1230	OZA660-EE24	5739
2.0i 16V		XU10J4R <R6E>			11.95→03.99	Front	4	73	1220	OZA527-E35	1982
406 Phase 2											
1.8i 16V	8B	EW7J4 <6FZ>	Euro 2000		09.00→	Front	4	83	536	OZA495-PG2	1852
1.8i 16V	8B	EW7J4 <6FZ>	Euro 2000		09.00→	Rear	4	82	1236	OZA341-PG6	1814
1.8i 16V	8B	XU7JP4 <LFY>	Incl. Estate		04.99→	Front	4	83	380	OZA6659-EE12	0386

LITRE / MODEL	TYPE	ENGINE TYPE	CHASSIS INFO	GENERAL INFO	DATE	SENSOR POSITION	(W)	(C)	(L)	PART NO.	STOCK NO.
PEUGEOT (continued)											
406 Phase 2											
1.8 16V	8B	XU7JP4 <LFY>	Incl. Estate 8E/F	Euro 2000	04.99→10.00	Rear	4	82	1490	OZA659-EE21	0395
2.0 16V	8B	EW10J4 <RFR>	Incl. Coupe 8C/Estate 8E/F		04.99→	Front	4	83	540	OZA659-EE4	0378
2.0 16V	8B	EW10J4 <RFN>	Incl. Coupe 8C/Estate 8E/F		03.99→	Front	4	83	1230	OZA659-EE8	0382
2.0 16V	8B	XU10J4R <RFV>			03.99→05.04	Front	4	73	1220	OZA527-E35	1982
2.0 16V	8B	EW10J4 <RFN>	Incl. Coupe 8C/Estate 8E/F		10.00→02.05	Rear	4	82	1490	OZA659-EE21	0395
2.0 Hpi 16V	8B	EW10D <RLZ>			04.01→	Front	5	93	375	LZA06-U1	1840
2.0 Hpi 16V	8B	EW10D <RLZ>		Euro 2000	04.01→06.01	Rear	4	82	1236	OZA538-PG1	1818
2.0 Hpi 16V	8B	EW10D <RLZ>		Euro 2000	06.01→	Rear	4	82	1836	OZA538-PG2	1819
2.2 16V	8B	EW12J4 <3FZ>	Incl. Coupe 8C/Estate 8E/F		07.00→02.05	Front	4	83	1230	OZA659-EE8	0382
2.2 16V	8B	EW12J4 <3FZ>	Incl. Coupe 8C/Estate 8E/F		07.00→02.05	Rear	4	82	1230	OZA659-EE52	1996
3.0 V6	8B	ES9J4S <XFX>	Incl. Coupe 8C/Estate 8E/F		03.00→	Front	4	83	540	OZA659-EE4	0378
3.0 V6	8B	ES9J4S <XFX>	Incl. Coupe 8C/Estate 8E/F	Match plug/lead, refer to OE No.	03.00→	Front	4	83	380	OZA659-EE12	0386
3.0 V6	8B	ES9J4S <XFX>	Incl. Coupe 8C/Estate 8E/F		03.00→	Rear	4	82	535	OZA659-EE10	0384
407											
1.8 16V		EW7J4 <6FZ>			02.04→	Front	4	83	1236	OZA495-PG3	1853
1.8 16V		EW7J4 <6FZ>			02.04→	Rear	4	82	1836	OZA341-PG8	1816
2.0 16V		EW10J4 <RFN>	Incl. Estate		02.04→	Front	4	83	1230	OZA659-EE8	0382
2.0 16V		EW10J4 <RFN>	Incl. Estate		02.04→	Rear	4	82	1850	OZA659-EE61	7915
2.2 16V		EW12J4 <3FZ>	Incl. Estate		02.04→	Front	4	83	1230	OZA659-EE8	0382
2.2 16V		EW12J4 <3FZ>	Incl. Estate		02.04→	Rear	4	82	1850	OZA659-EE61	7915
3.0 V6			Incl. Coupe/Estate		02.04→	Front	4	83	540	OZA659-EE4	0378
3.0 V6			Incl. Coupe/Estate		02.04→	Rear	4	82	535	OZA659-EE10	0384
505											
2.0		XN6		Match plug/lead, refer to OE No.	01.80→06.87	Front	3	45	510	OZA446-E48	0280
2.0i		XN6		Match plug/lead, refer to OE No.	05.85→06.86	Front	3	19	490	OZA446-E11	1898
2.2		ZDJL <851X>			03.86→12.93	Front	3	45	510	OZA446-E48	0280
2.2i Turbo		N9T			03.84→06.86	Front	3	19	490	OZA446-E11	1898
2.2 Turbo		N9T			03.84→10.88	Front	3	45	510	OZA446-E48	0280
2.2 Turbo Injection		N9TEA <176W>			06.87→12.88	Front	3	45	510	OZA446-E48	0280
2.8i V6		ZN3J <154X>			06.86→12.93	Front	3	45	510	OZA446-E48	0280



Sensor Position is listed as either FRONT (regulating) for pre-catalyst or REAR (diagnostic) for post-catalyst installation



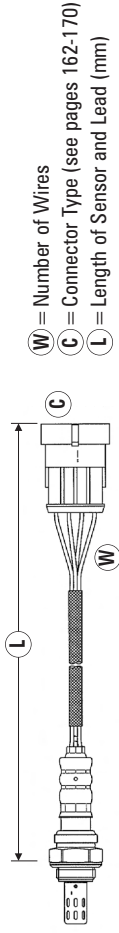
- W** = Number of Wires
C = Connector Type (see pages 162-170)
L = Length of Sensor and Lead (mm)

LITRE / MODEL	TYPE	ENGINE TYPE	CHASSIS INFO	GENERAL INFO	DATE	SENSOR POSITION	W	C	L	PART NO.	STOCK NO.
PEUGEOT (continued)											
605											
2.0		XU10M <LRDZY>			03.91→06.94	Front	4	58	1470	OZA527-E3	0201
2.0i		XU10J2 <RFZ>			03.91→06.94	Front	4	58	1470	OZA527-E3	0201
2.0i Turbo		XU10J2TE <RGY>			07.92→06.94	Front	4	58	1470	OZA527-E3	0201
2.0i Turbo		XU10J2TE <RGX>			07.94→05.99	Front	4	49	1480	OZA448-E56	0481
2.0i 16V		XU10J4R <R6E>			07.94→05.99	Front	4	73	1460	OZA527-E33	1980
607											
2.0 16V	9D, 9U	EW10J4 <RFN>			04.01→11.04	Front	4	83	1230	OZA659-EE8	0382
2.0 16V	9D, 9U	EW10J4 <RFN>			03.00→11.04	Rear	4	82	1490	OZA659-EE21	0395
2.2 16V	9D, 9U	EW12J4 <3FZ>			06.00→11.04	Front	4	83	1230	OZA659-EE8	0382
2.2 16V	9D, 9U	EW12J4 <3FZ>			03.00→11.04	Rear	4	82	1490	OZA659-EE21	0395
3.0 V6	9D, 9U	ES9J4S <XFZ>			06.00→	Front	4	83	540	OZA659-EE4	0378
3.0 V6	9D, 9U	ES9J4S <XFZ>		Match plug/lead, refer to OE No.	06.00→	Front	4	83	380	OZA659-EE12	0386
3.0 V6	9D, 9U	ES9J4S <XFZ>			06.00→	Rear	4	82	535	OZA659-EE10	0384
806											
1.8i 8V	221	XU7JP <LFW>		Match plug/lead, refer to OE No.	10.95→05.00	Front	4	49	1480	OZA448-E56	0481
1.8i 8V	221	XU7JP <LFW>		Match plug/lead, refer to OE No. ECE R15.04	10.95→05.00	Front	4	73	1460	OZA527-E33	1980
2.0i 8V	221	XU10J2 <RFU>		Match plug/lead, refer to OE No.	10.95→05.00	Front	4	49	1480	OZA448-E56	0481
2.0i 8V	221	XU10J2 <RFU>		Match plug/lead, refer to OE No. ECE R15.04	10.95→05.00	Front	4	73	1460	OZA527-E33	1980
2.0i Turbo	221	XU10J2TE <RGX>			06.94→	Front	4	49	1480	OZA448-E56	0481
2.0i 16V	221	XU10J4R <RFV>			05.98→	Front	4	49	1480	OZA448-E56	0481
2.0 16V	221	EW12J4 <3FZ>		Euro 2000	05.00→	Front	4	83	1230	OZA659-EE8	0382
2.0 16V	221	EW10J4 <RFN>		Euro 2000	05.00→	Front	4	83	380	OZA659-EE12	0386
2.0 16V	221	XU10J4R <RFV>			05.00→01.01	Rear	4	82	1490	OZA659-EE21	0395
807											
2.0 16V		EW10J4 <RFN>			10.02→	Front	4	83	380	OZA659-EE12	0386
2.0 16V		EW10J4 <RFN>			10.02→	Rear	4	83	380	OZA659-EE12	0386
2.2 16V		EW12J4 <3FZ>			10.02→	Front	4	83	380	OZA659-EE12	0386
2.2 16V		EW12J4 <3FZ>			10.02→	Rear	4	83	380	OZA659-EE12	0386
3.0 V6		ES9J4S <XFZ>			06.02→	Front	4	82	535	OZA659-EE10	0384
3.0 V6		ES9J4S <XFZ>			06.02→	Rear	4	83	380	OZA659-EE12	0386

LITRE / MODEL	TYPE	ENGINE TYPE	CHASSIS INFO	GENERAL INFO	DATE	SENSOR POSITION	(W)	(C)	(L)	PART NO.	STOCK NO.
PEUGEOT (continued)											
1007											
1.4 8V		TU3A			04.05→	Front	4	83	381	OZA608-U2	0070
1.4 8V		TU3A			04.05→	Rear	4	82	536	OZA341-PG5	1813
1.6 16V		TU5JP4 <NFU>			06.05→	Front	4	83	380	OZA659-EE12	0386
1.6 16V		TU5JP4 <NFU>			06.05→	Rear	4	82	535	OZA659-EE10	0384
Boxer											
2.0i		XU10J2 <RFW>			02.94→	Front	4	49	1480	OZA448-E56	0481
2.0i		XU10J2			02.94→12.95	Front	4	58	1470	OZA527-E3	0201
2.0i		XU10J2U	Minibus and Van		04.02→	Front	4	83	540	OZA659-EE4	0378
2.0i		XU10J2U	Minibus and Van		04.02→	Rear	4	82	1230	OZA659-EE52	1996
Expert											
1.6i		222 A2			09.95→	Front	4	49	1480	OZA448-E56	0481
1.8i		XU7JP <L6B>			10.96→09.00	Front	4	73	1460	OZA527-E33	1980
J 5											
2.0 J 5		XN1TACP			07.87→12.93	Front	3	45	510	OZA446-E48	0280
Partner											
1.1i		TU1M+ <HDY>			07.96→	Front	4	49	380	OZA448-E57	0492
1.1i		TU1M+ <HDZ>			07.96→	Front	4	49	380	OZA448-E57	0492
1.1i		TU1M+			07.96→	Front	4	49	375	OZA527-E15	0298
1.4 8V		TU3JP <KFX>			07.96→08.02	Front	4	49	380	OZA448-E57	0492
1.4 8V		TU3JP			07.96→08.02	Front	4	49	375	OZA527-E15	0298
1.4 8V		TU3JP <KFX>			07.96→08.02	Front	4	83	380	OZA659-EE12	0386
1.4 8V		TU3JP <KFX>		Euro 2000. Match plug/lead, refer to OE No.	07.96→08.02	Rear	4	83	1230	OZA659-EE8	0382
1.4 8V		TU3A			10.05→	Front	4	83	381	OZA608-U2	0070
1.4 8V		TU3A			10.05→	Rear	4	82	536	OZA341-PG5	1813
1.6 16V		TU5JP4 <NFU>			10.02→	Front	4	83	540	OZA659-EE4	0378
1.6 16V		TU5JP4 <NFU>			10.02→	Rear	4	82	535	OZA659-EE10	0384
Partner Combi											
1.4 8V		TU3JP <KFX>		Euro 2000.	07.96→08.02	Front	4	83	380	OZA659-EE12	0386
1.4 8V		TU3JP <KFX>		Euro 2000.	07.96→08.02	Rear	4	83	1230	OZA659-EE8	0382
1.4 8V		TU3JP+ <KFX>		Euro 2000	01.00→	Front	4	83	536	OZA495-PG2	1852
1.4 8V		TU3JP+ <KFX>		Euro 2000	01.00→	Rear	4	82	536	OZA341-PG5	1813
1.6 16V		TU5JP4 <NFU>			10.02→	Front	4	83	540	OZA659-EE4	0378
1.6 16V		TU5JP4 <NFU>			10.02→	Rear	4	82	535	OZA659-EE10	0384



Sensor Position is listed as either FRONT (regulating) for pre-catalyst or REAR (diagnostic) for post-catalyst installation



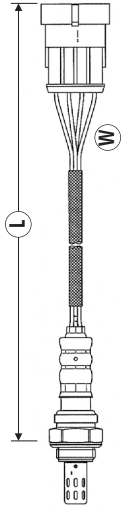
LITRE / MODEL	TYPE	ENGINE TYPE	CHASSIS INFO	GENERAL INFO	SENSOR POSITION	W	C	L	PART NO.	STOCK NO.
RENAULT										
Alpine										
2.5i Turbo	Z7J 734				Front	3	19	490	OZA4446-E11	1898
Alpine A610										
3.0i Turbo	Z7X 744				Front	3	14	375	OZA4446-E8	1827
Avantime										
2.0 16V Turbo	DE0	F4R 760, 761			Front	4	67	330	OZA659-EE13	0387
2.0 16V Turbo	DE0	F4R 760, 761			Rear	4	67	330	OZA659-EE13	0387
3.0 V6	DE0	L7X 720, 721			Front	4	83	540	OZA659-EE4	0378
3.0 V6	DE0	L7X 720, 721			Rear	4	83	540	OZA659-EE4	0378
Clio I →98										
1.2i		E7F 700			Front	3	14	375	OZA4446-E8	1827
1.2i		E7F 706			Front	3	14	375	OZA4446-E8	1827
1.2i		E7F 708			Front	3	13	180	OZA55-R3	0134
1.2i		E7F 750			Front	3	13	180	OZA55-R3	0134
1.2i		D7F 730			Front	3	13	385	OZA4446-E57	0472
1.2i		D7F 730			Front	3	13	685	OZA660-EE16	5709
1.4i		E7J 601			Front	3	14	375	OZA4446-E8	1827
1.4i		E7J 710/711 / 718/ 719			Front	3	14	375	OZA4446-E8	1827
1.4i		E7J 754			Front	3	13	180	OZA55-R3	0134
1.4i		E7J 756			Front	3	13	180	OZA236-R2	0158
1.4i		E7J 757			Front	3	14	288	OZA236-R1	0147
1.8i 8V		F3P 710 / 714			Front	3	14	375	OZA4446-E8	1827
1.8i 8V		F3P 754 / 755			Front	3	14	375	OZA4446-E8	1827
1.8i 8V		F3P 744 / 745 / 748 / 758			Front	3	14	375	OZA4446-E8	1827
1.8i 16V		F7P 722			Front	3	14	375	OZA4446-E8	1827
2.0i Williams		F7R 700			Front	3	14	375	OZA4446-E8	1827
Clio II 05.98→										
1.0i	B80/1/2	D7D 760			Front	3	13	385	OZA446-E57	0472
1.1i	B80/1/2	D7F 720 / D7F722			Front	3	13	685	OZA660-EE16	5709
1.2i 8V	B80/1/2	D7F 710			Front	3	13	685	OZA660-EE16	5709
1.2i 8V	B80/1/2	D7F 720			Front	3	13	385	OZA446-E57	0472
1.2i 8V	B80/1/2	D7F 726			Front	4	67	455	OZA659-EE6	0380

Match plug/lead, refer to OE No.

LITRE / MODEL	TYPE	ENGINE TYPE	CHASSIS INFO	GENERAL INFO	DATE	SENSOR POSITION	(W)	(C)	(L)	PART NO.	STOCK NO.
RENAULT (continued)											
Clio II 05.98→											
1.2i 8V	B80/1/2	D7F 726		Match plug/lead, refer to OE No.	02.99→	Front	4	67	445	OZA277-R2	0468
1.2i 8V	B80/1/2	D7F 726		Match plug/lead, refer to OE No.	10.99→	Front	4	67	450	OZA660-EE21	5719
1.2i 8V	B80/1/2	D7F 726			02.99→	Rear	4	67	445	OZA277-R2	0468
1.2i 8V	B80/1/2	D7F 722			10.99→	Front	3	13	385	OZA446-E57	0472
1.2i 16V	B80/1/2	D4F			10.00→	Front	4	67	445	OZA507-R2	0480
1.2i 16V	B80/1/2	D4F			10.00→	Rear	4	67	445	OZA507-R2	0480
1.4i 8V	B80/1/2	E7J 634 / K7J700		4 Wire Sensor	04.98→	Front	4	67	210	OZA507-R1	6515
1.4i 8V	B80/1/2	E7J 780 / 781		3 Wire Sensor	04.98→	Front	3	24	257	OZA311-R2	0126
1.4i 16V	B80/1/2	K4J 712 / 713		Match plug/lead, refer to OE No.	05.98→06.01	Front	4	67	455	OZA659-EE6	0380
1.4i 16V	B80/1/2	K4J 712 / 713		Match plug/lead, refer to OE No.	10.99→	Front	4	67	380	OZA448-E50	0415
1.4i 16V	B80/1/2	K4J 710 / 711 / 712 / 713		Match plug/lead, refer to OE No.	08.00→	Front	4	67	450	OZA660-EE21	5719
1.4i 16V	B80/1/2	K4J 710 / 711 / 712 / 713			10.99→	Rear	4	67	380	OZA659-EE53	7858
1.6i 8V	B80/1/2	K7M 744 / 745			04.98→	Front	3	24	257	OZA311-R2	0126
1.6i	B80/1/2	K4M 734 / 742 / 743 / 745			01.01→	Front	4	67	450	OZA660-EE21	5719
1.6i	B80/1/2	K4M 734 / 742 / 743 / 745			01.01→	Rear	4	67	380	OZA659-EE53	7858
1.6i 16V	B80/1/2	K4M 708			05.99→01.00	Front	4	67	455	OZA659-EE6	0380
1.6i 16V	B80/1/2	K4M 708			08.00→06.01	Rear	4	67	330	OZA659-EE13	0387
1.6i 16V	B80/1/2	K4M 748			06.98→	Front	4	67	380	OZA448-E50	0415
1.6i 16V	B80/1/2	K4M 748			06.98→	Rear	4	67	380	OZA659-EE53	7858
2.0i 16V 172 Sport	B80/1/2	F4R 730 / 732 / 736 / 738			01.00→06.01	Front	4	67	455	OZA659-EE6	0380
2.0i 16V 172 Sport	B80/1/2	F4R 730 / 732 / 736 / 738			01.00→	Rear	4	67	380	OZA659-EE53	7858
3.0i Sport V6	B80/1/2	L7X 760 / 762			10.01→11.05	Front	4	83	540	OZA659-EE4	0378
3.0i Sport V6	B80/1/2	L7X 760 / 762			10.01→11.05	Rear	4	83	540	OZA659-EE4	0378
Clio III 07.05→											
1.2i 16V	BR0/1	D4F764			07.05→05.07	Front	4	67	445	OZA636-R1	0020
1.2i 16V	BR0/1	D4F764			06.07→	Front	4	121	424	OZA636-R3	6519
1.2i 16V	BR0/1	D4F764			07.05→05.07	Rear	4	67	445	OZA636-R1	0020
1.2i 16V	BR0/1	D4F764			06.07→	Rear	4	121	424	OZA636-R3	6519
1.6i 16V	BR0/1	K4M 804			06.05→	Front	4	67	450	OZA660-EE21	5719
1.6i 16V	BR0/1	K4M 804			06.05→	Rear	4	67	450	OZA660-EE21	5719
1.6i 16V	BR0/1	K4M 800 / 801			06.05→	Front	4	67	450	OZA660-EE21	5719
1.6i 16V	BR0/1	K4M 800 / 801			06.05→	Rear	4	67	450	OZA660-EE21	5719



Sensor Position is listed as either FRONT (regulating) for pre-catalyst or REAR (diagnostic) for post-catalyst installation



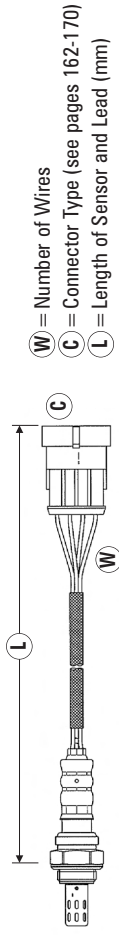
- W = Number of Wires
 C = Connector Type (see pages 162-170)
 L = Length of Sensor and Lead (mm)

LITRE / MODEL	TYPE	ENGINE TYPE	CHASSIS INFO	GENERAL INFO	DATE	SENSOR POSITION	W	C	L	PART NO.	STOCK NO.
RENAULT (continued)											
Clio III 07.05→											
2.0 16V 197 Sport	BR0/1	M4R			07.05→	Front	4	101	434	OZA603-R2	0013
2.0 16V 197 Sport	BR0/1	F4R 830			12.05→	Front	4	67	450	OZA660-EE21	5719
2.0 16V 197 Sport	BR0/1	F4R 830			12.05→	Rear	4	67	380	OZA659-EE53	7858
Espace											
2.0i		J7R 768	→T12551,K1100		01.91→02.93	Front	3	19	490	OZA446-E11	1898
2.0i		J7R 768	T12552,K1101→		03.93→	Front	3	14	375	OZA446-E8	1827
2.0i		F3R 728 / 729			10.96→	Front	4	28	255	OZA448-E43	0282
2.0i		F3R 768 / 769			10.96→	Front	4	28	255	OZA448-E43	0282
2.0i 16V	JK0/1	F4R 700 / 701			05.99→11.02	Front	4	67	455	OZA659-EE6	0380
2.0i 16V	JK0/1	F4R 700 / 701			10.98→10.02	Front	4	67	450	OZA660-EE21	5719
2.0i 16V	JK0/1	F4R 700 / 701			10.98→10.02	Rear	4	67	380	OZA659-EE53	7858
2.0i 16V	JK0/1	F4R 790	Mk 4		11.02→08.06	Front	4	67	455	OZA659-EE6	0380
2.0i 16V	JK0/1	F4R 790 / 791	Mk 4		11.02→08.06	Rear	4	67	330	OZA659-EE13	0387
2.0i 16V	JK0/1	F4R 790 / 791	Mk 4		11.02→08.06	Front	4	67	450	OZA660-EE21	5719
2.0i 16V Turbo	JK0/1	F4R794 / 795	Mk 4		11.02→08.06	Front	4	67	330	OZA659-EE13	0387
2.0i 16V Turbo	JK0/1	F4R794 / 795	Mk 4		11.02→08.06	Rear	4	67	330	OZA659-EE13	0387
2.2i		J7T 770			07.86→12.90	Front	1	3	472	OZA401-E2	1802
2.2i		J7T 770			01.88→12.90	Front	1	3	472	OZA401-E2	1802
2.2i		J7T 772 / 773			01.91→	Front	3	14	375	OZA446-E8	1827
2.9i		Z7W 712 / 713	→T18370		01.91→07.94	Front	3	19	490	OZA446-E11	1898
2.9i		Z7W 712 / 713			04.94→	Front	3	14	375	OZA446-E8	1827
3.0i		Z7X 775			10.96→09.98	Front	4	28	368	OZA83-R3	0178
3.0i 24V		L7X 727			10.98→10.02	Front	4	73	415	OZA660-EE20	5717
3.5i V6 24V		V4Y-711	Mk 4		10.02→	Front	4	70	371	OZA544-N8	1804
3.5i V6 24V		V4Y-711	Mk 4		10.02→	Rear	4	88	500	OZA544-R1	1857
Express, Extra, Rapid											
1.2i		C3G 710			1993→06.95	Front	2	10	370	OZA428-E1	1807
1.2i		C3G 712			10.96→	Front	3	14	228	OZA55-R4	0145
1.4i		C3J 700	→J034749		03.86→05.87	Front	1	3	472	OZA401-E2	1802
1.4i		C3J 702			06.87→08.91	Front	1	3	472	OZA401-E2	1802
1.4i		C3J 760	→J034749		06.87→08.91	Front	1	3	472	OZA401-E2	1802

LITRE / MODEL	TYPE	ENGINE TYPE	CHASSIS INFO	GENERAL INFO	DATE	SENSOR POSITION	(W)	(C)	(L)	PART NO.	STOCK NO.
RENAULT (continued)											
Express, Extra, Rapid											
1.4i		C3J 762			09.91→05.95	Front	1	3	472	OZA401-E2	1802
1.4i		E7J 710 / 720 / 724 / 728 / 754 / 773			09.91→	Front	3	14	375	OZA446-E8	1827
1.4i		E7J 728			05.94→07.96	Front	3	13	180	OZA55-R3	0134
1.4i		C3J 762		→U034750	06.95→	Front	3	14	375	OZA446-E8	1827
1.4i		E7J 770			10.96→	Front	3	14	288	OZA236-R1	0147
1.4i		E7J 771			11.96→	Front	3	13	180	OZA236-R2	0158
Grand Espace											
2.0i 16V	JK0/1	F4R 790			11.02→08.06	Front	4	67	455	OZA659-EE6	0380
2.0i 16V	JK0/1	F4R 790 / 791			11.02→08.06	Rear	4	67	330	OZA659-EE13	0387
2.0i 16V Turbo	JK0/1	F4R794 / 795			11.02→08.06	Front	4	67	330	OZA659-EE13	0387
2.0i 16V Turbo	JK0/1	F4R794 / 795			11.02→08.06	Rear	4	67	330	OZA659-EE13	0387
3.5i V6 24V		V4Y-711			10.02→	Front	4	70	371	OZA544-N8	1804
3.5i V6 24V		V4Y-711			10.02→	Rear	4	88	500	OZA544-R1	1857
Grand Scenic											
1.6i 16V		K4M			04.04→	Front	4	67	450	OZA660-EE21	5719
1.6i 16V		K4M			04.04→	Rear	4	67	450	OZA660-EE21	5719
2.0i 16V		F4R			04.04→	Front	4	67	450	OZA660-EE21	5719
2.0i 16V		F4R			04.04→	Rear	4	67	450	OZA660-EE21	5719
2.0i VVT 165		F4R 776 Turbo			08.04→	Front	4	67	330	OZA659-EE13	0387
2.0i VVT 165		F4R 776 Turbo			08.04→	Rear	4	67	330	OZA659-EE13	0387
Kangoo											
1.0i		D7D 700			09.98→	Front	3	13	385	OZA446-E57	0472
1.2i 8V		D7F 720 / 722			10.97→02.98	Front	3	13	385	OZA446-E57	0472
1.2i 8V		D7F 710 / 720 / 722			03.98→	Front	3	13	685	OZA660-EE16	5709
1.2i 8V		D7F 726		3 x wire sensor	09.98→	Front	3	13	385	OZA446-E57	0472
1.2i 8V		D7F 726			07.98→	Front	4	67	445	OZA277-R2	0468
1.2i 8V		D7F 726			07.98→	Rear	4	67	445	OZA277-R2	0468
1.2i 8V		D7F 744			09.98→	Front	4	67	450	OZA660-EE21	5719
1.2i 8V		D7F 764 / 766			03.02→	Front	4	67	450	OZA660-EE21	5719
1.2i 16V		D4F			10.00→	Front	4	67	445	OZA507-R2	0480
1.2i 16V		D4F			10.00→	Rear	4	67	445	OZA507-R2	0480
1.4i		E7J 780			10.97→04.98	Front	3	13	255	OZA311-R1	0191



Sensor Position is listed as either FRONT (regulating) or REAR (diagnostic) for pre-catalyst or post-catalyst installation

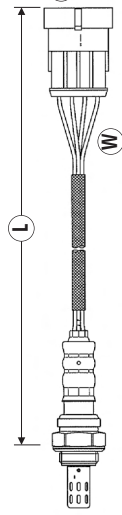


LITRE / MODEL	TYPE	ENGINE TYPE	CHASSIS INFO	GENERAL INFO	SENSOR POSITION	W	C	L	PART NO.	STOCK NO.
RENAULT (continued)										
Kangoo										
1.4i		E7J 780			Front	3	24	257	OZA311-R2	0126
1.4i		E7J 634 / K7J700			Front	4	67	210	OZA507-R1	6515
1.6i 16V		K4M 750 / 752 / 753	Incl. Van and 4x4		Front	4	67	455	OZA659-EE6	0380
1.6i 16V		K4M 750 / 752 / 753	Incl. Van and 4x4		Rear	4	67	455	OZA659-EE6	0380
1.6i 16V		K4M 708 / 750 / 752 / 753	Incl. Van and 4x4		Front	4	67	450	OZA660-EE21	5719
1.6i 16V		K4M 750 / 752 / 753			Rear	4	67	450	OZA660-EE21	5719
Laguna I										
1.6i 16V		K4M 720 / 724	Incl. Estate	Match plug/lead, refer to OE No.	Front	4	67	455	OZA659-EE6	0380
1.6i 16V		K4M 720 / 724	Incl. Estate	Match plug/lead, refer to OE No.	Front	4	67	450	OZA660-EE21	5719
1.6i 16V		K4M 720 / 724	Incl. Estate		Rear	4	67	350	OZA660-EE12	5698
1.8i		F3P 678			Front	3	14	288	OZA55-R1	1878
1.8i		F3P 670 / 674			Front	4	28	255	OZA448-E43	0282
1.8i 16V		F4P 760	Incl. Estate	Match plug/lead, refer to OE No.	Front	4	67	455	OZA659-EE6	0380
1.8i 16V		F4P 760	Incl. Estate	Match plug/lead, refer to OE No.	Front	4	67	450	OZA660-EE21	5719
1.8i 16V		F4P 760	Incl. Estate		Rear	4	67	350	OZA660-EE12	5698
2.0i		F3R 722 / 723			Front	3	14	288	OZA55-R1	1878
2.0i		F3R 768 / 769			Front	4	28	255	OZA448-E43	0282
2.0i		F3R 728 / 729			Front	4	28	255	OZA448-E43	0282
2.0i		F4R 780			Front	4	67	350	OZA660-EE12	5698
2.0i 16V		N7Q 700			Front	4	28	478	OZA83-R1	0156
2.0i 16V		N7Q 704			Front	4	28	478	OZA83-R1	0156
2.0i 16V		F4R 780	Incl. Estate	Match plug/lead, refer to OE No.	Front	4	67	455	OZA659-EE6	0380
2.0i 16V		F4R 780	Incl. Estate	Match plug/lead, refer to OE No.	Front	4	67	450	OZA660-EE21	5719
3.0i		Z7X 765			Front	3	14	368	OZA55-R2	0123
3.0i		Z7X 760			Front	3	14	368	OZA55-R2	0123
3.0i		Z7X 767			Front	4	28	368	OZA83-R3	0178
3.0i 24V		L7X 700 / 701	Incl. Estate		Front	4	73	415	OZA660-EE20	5717
Laguna II										
1.6i 16V	BG0/1	K4M 710	Incl. Estate KG0/1	Match plug/lead, refer to OE No.	Front	4	67	455	OZA659-EE6	0380
1.6i 16V	BG0/1	K4M 710 / 711	Incl. Estate KG0/1	Match plug/lead, refer to OE No.	Front	4	67	450	OZA660-EE21	5719
1.6i 16V	BG0/1	K4M 710 / 711	Incl. Estate KG0/1		Rear	4	67	330	OZA659-EE13	0387

LITRE / MODEL	TYPE	ENGINE TYPE	CHASSIS INFO	GENERAL INFO	DATE	SENSOR POSITION	(W)	(C)	(L)	PART NO.	STOCK NO.
RENAULT (continued)											
Laguna II											
1.8i 16V	BG0/1	F4P 770 / 771 / 774 / 775	Incl. Estate KG0/1	Match plug/lead, refer to OE No.	12.00→02.05	Front	4	67	455	OZA659-EE6	0380
1.8i 16V	BG0/1	F4P 770 / 771 / 773 / 774 / 775	Incl. Estate KG0/1	Match plug/lead, refer to OE No.	03.01→	Front	4	67	450	OZA660-EE21	5719
1.8i 16V	BG0/1	F4P 770 / 771 / 774 / 775	Incl. Estate KG0/1		12.00→02.05	Rear	4	67	330	OZA659-EE13	0387
2.0i 16V	BG0/1	F5R 700	Incl. Estate KG0/1	140bhp / 103kW	08.01→11.02	Front	4	67	330	OZA659-EE13	0387
2.0i 16V	BG0/1	F5R 700	Incl. Estate KG0/1	140bhp / 103kW	08.01→11.02	Rear	4	67	330	OZA659-EE13	0387
2.0i 16V	BG0/1	F4R 712 / 713	Incl. Estate KG0/1	135bhp / 99kW. Match plug/lead, refer to OE No.	12.00→02.05	Front	4	67	455	OZA659-EE6	0380
2.0i 16V	BG0/1	F4R 712 / 713 / 714 / 715	Incl. Estate KG0/1	135bhp / 99kW. Match plug/lead, refer to OE No.	08.02→	Front	4	67	450	OZA660-EE21	5719
2.0i 16V	BG0/1	F4R 712 / 713 / 714 / 715	Incl. Estate KG0/1	135bhp / 99kW	12.00→02.05	Rear	4	67	330	OZA659-EE13	0387
2.0i 16V Turbo	BG0/1	F4R 764 / 765 / 786 / 787	Incl. Estate KG0/1	165bhp / 121kW	11.02→	Front	4	67	330	OZA659-EE13	0387
2.0i 16V Turbo	BG0/1	F4R 764 / 765 / 786 / 787	Incl. Estate KG0/1	165bhp / 121kW	11.02→	Rear	4	67	330	OZA659-EE13	0387
2.0i 16V Turbo GT 205	BG0/1		Incl. Estate KG0/1	205bhp / 150kW	02.05→	Front	4	67	330	OZA659-EE13	0387
2.0i 16V Turbo GT 205	BG0/1		Incl. Estate KG0/1	205bhp / 150kW	02.05→	Rear	4	67	330	OZA659-EE13	0387
3.0i V6	BG0/1	L7X731	Incl. Estate KG0/1		12.00→03.05	Front	4	83	540	OZA659-EE4	0378
3.0i V6	BG0/1	L7X731	Incl. Estate KG0/1		12.00→03.05	Rear	4	83	540	OZA659-EE4	0378
Laguna III											
2.0i 16V 140	BT0/1	M4R704			08/07→	Front	4	101	434	OZA603-R2	0013
2.0i 16V 140	BT0/1	M4R704			08/07→	Rear	4	120	400	OZA603-R3	6518
Master											
2.2 T 28-35		J7T 782			09.80→	Front	1	3	472	OZA401-E2	1802
2.2 R.E.		J7T 788			07.94→	Front	3	14	368	OZA55-R2	0123
Megane											
1.4i		E7J 624 / 764			04.95→	Front	3	14	288	OZA236-R1	0147
1.4i	BA0/1	E7J 626	All Variants		04.99→	Front	4	67	210	OZA507-R1	6515
1.4i 16V	BA0/1	K4J 714 / 750	All Variants	Match plug/lead, refer to OE No.	11.00→09.03	Front	4	67	455	OZA659-EE6	0380
1.4i 16V	BA0/1	K4J 714 / 750	All Variants	Match plug/lead, refer to OE No.	03.99→10.02	Front	4	67	450	OZA660-EE21	5719
1.4i 16V	BM0/1	K4J 730 / 732 / 740	All Variants		11.02→	Front	4	67	450	OZA660-EE21	5719
1.4i 16V	BA0/1	K4J 714 / 730 / 750	All Variants		11.00→09.03	Rear	4	67	330	OZA659-EE13	0387
1.4i 16V	BM0/1	K4J 730 / 732 / 740	All Variants		11.02→	Rear	4	67	450	OZA660-EE21	5719
1.6i	BA0/1	K7M 702 / 703 / 720	All Variants		06.95→	Front	3	14	288	OZA236-R1	0147
1.6i 16V	BA0/1	K4M 700 / 701 / 704 / 706 / 708 / 709	All Variants	Match plug/lead, refer to OE No.	03.99→10.02	Front	4	67	450	OZA660-EE21	5719
1.6i 16V	BA0/1	K4M 700 / 701 / 708 / 760	All Variants	Match plug/lead, refer to OE No.	11.00→09.03	Front	4	67	455	OZA659-EE6	0380
1.6i 16V	BM0/1	K4M 760 / 761 / 764	All Variants		11.02→	Front	4	67	450	OZA660-EE21	5719



Sensor Position is listed as either FRONT (regulating) or REAR (diagnostic) for pre-catalyst or post-catalyst installation



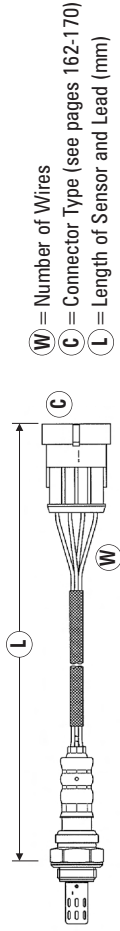
- W** = Number of Wires
C = Connector Type (see pages 162-170)
L = Length of Sensor and Lead (mm)

LITRE / MODEL	TYPE	ENGINE TYPE	CHASSIS INFO	GENERAL INFO	DATE	SENSOR POSITION	W	C	L	PART NO.	STOCK NO.
RENAULT (continued)											
Megane											
1.6i 16V	BA0/1	K4M 700 / 701 / 708	All Variants		11.00→09.03	Rear	4	67	330	OZA659-EE13	0387
1.6i 16V	BM0/1	K4M 760 / 761 / 764	all Variants		11.02→	Rear	4	67	450	OZA660-EE21	5719
1.8i 16V	BA0/1	F4P 720 / 722	All Variants	Match plug/lead, refer to OE No.	01.01→10.02	Front	4	67	450	OZA660-EE21	5719
1.8i 16V	BA0/1	F4P 720 / F4R 770	All Variants	Match plug/lead, refer to OE No.	11.00→09.03	Front	4	67	455	OZA659-EE6	0380
1.8i 16V	BA0/1	F4P 720 / 722	All Variants		11.00→09.03	Rear	4	67	330	OZA659-EE13	0387
2.0i		F3R 750 / 751			01.96→	Front	4	28	255	OZA448-E43	0282
2.0i Coupe		F3R 750			01.96→	Front	4	28	255	OZA448-E43	0282
2.0i Classic		F3R 750 / 751 / 752			09.96→	Front	4	28	255	OZA448-E43	0282
2.0i Classic		F3R 796 / 797 / 798			09.96→	Front	4	28	255	OZA448-E43	0282
2.0i Cabrio		F3R 791 / 796			09.96→	Front	4	28	255	OZA448-E43	0282
2.0i		F3R 796 / 797 / 798			01.97→	Front	4	28	255	OZA448-E43	0282
2.0i		F3R 791			03.97→	Front	4	28	255	OZA448-E43	0282
2.0i 16V		F7R 710 / 714	All Variants		01.96→	Front	4	28	255	OZA448-E43	0282
2.0i 16V IDE		F5R 740			03.99→09.03	Front	4	67	545	OZA659-EE54	7859
2.0i 16V		F4R 746	All Variants		05.00→10.02	Front	4	67	450	OZA660-EE21	5719
2.0i 16V	BA0/1	F4R 740, 741	All Variants		11.00→	Rear	4	67	330	OZA659-EE13	0387
2.0i 16V	BM0/1	F4R 770 / 771	All Variants		09.02→	Front	4	67	450	OZA660-EE21	5719
2.0i 16V	BM0/1	F4R 770 / 771	All Variants		09.02→	Rear	4	67	450	OZA660-EE21	5719
2.0i VVT 165	BM0/1	F4R-Turbo			10.06→	Front	4	67	330	OZA659-EE13	0387
2.0i VVT 165	BM0/1	F4R-Turbo			10.06→	Rear	4	67	330	OZA659-EE13	0387
2.0i Sport 225	BM0/1	F4R-Turbo			02.04→	Front	4	67	330	OZA659-EE13	0387
2.0i Sport 225	BM0/1	F4R-Turbo			02.04→	Rear	4	67	330	OZA659-EE13	0387
Megane Scenic →08.99											
1.4i		E7J 764			04.95→	Front	3	14	288	OZA236-R1	0147
1.6i		K7M 702 / 703 / 720			06.95→	Front	3	14	288	OZA236-R1	0147
2.0i		F3R 750 / 751			11.96→	Front	4	28	255	OZA448-E43	0282
2.0i		F3R 791 / 796 / 797 / 798			11.96→	Front	4	28	255	OZA448-E43	0282
Modus											
1.2i 16V		D4F764			07.05→05.07	Front	4	67	445	OZA636-R1	0020
1.2i 16V		D4F764			06.07→	Front	4	121	424	OZA636-R3	6519
1.2i 16V		D4F764			07.05→05.07	Rear	4	67	445	OZA636-R1	0020

LITRE / MODEL	TYPE	ENGINE TYPE	CHASSIS INFO	GENERAL INFO	DATE	SENSOR POSITION	(W)	(C)	(L)	PART NO.	STOCK NO.
RENAULT (continued)											
Modus											
1.2i 16V		D4F764			06.07→	Rear	4	121	424	OZA636-R3	6519
1.6i		K4M 790 / 791			12.04→	Front	4	67	450	OZA660-EE21	5719
1.6i		K4M 790 / 791			12.04→	Rear	4	67	450	OZA660-EE21	5719
R 5											
1.4i		C3J	→Y047117		07.89→03.95	Front	1	3	472	OZA401-E2	1802
1.7i		F3N 702/ 722	F00004823→		10.86→12.96	Front	3	19	490	OZA446-E11	1898
1.7i		F3N 702/ 722	F00004691 -F00004822		10.86→12.96	Front	3	14	375	OZA446-E8	1827
R 9											
1.7i		F3N 718			12.88→03.91	Front	3	14	375	OZA446-E8	1827
1.7i		F3N 708/ 722			12.88→03.91	Front	3	14	375	OZA446-E8	1827
R 11											
1.7		F3N 708			12.88→03.91	Front	3	14	375	OZA446-E8	1827
1.7i		F3N 718			12.88→03.91	Front	3	14	375	OZA446-E8	1827
R 19											
1.4i		E7J 700			05.90→11.93	Front	3	14	375	OZA446-E8	1827
1.4i		E7J 745			07.92→	Front	3	14	375	OZA446-E8	1827
1.4i		C3J 710/ 760	D0Z451(C532)→		08.93→	Front	1	3	472	OZA401-E2	1802
1.4i		C3J 710/ 760	D036147 (L532)→		08.93→	Front	3	14	375	OZA446-E8	1827
1.4		E7J 742			11.94→11.95	Front	3	13	180	OZA55-R3	0134
1.7i		F3N 742/ 743			09.88→	Front	3	14	375	OZA446-E8	1827
1.7i		F3N 740/ 741/ 718			07.92→	Front	1	3	472	OZA401-E2	1802
1.7i		F3N 740/ 741/ 718			07.92→	Front	1	3	472	OZA401-E2	1802
1.8i 8V		F3P 682 / 700			05.92→	Front	3	14	375	OZA446-E8	1827
1.8i 8V		F3P 704 / 705 / 706 / 707			05.92→	Front	3	14	375	OZA446-E8	1827
1.8i 8V		F3P 708 / 760			02.93→	Front	3	14	375	OZA446-E8	1827
1.8i 8V		F3P 682/ 765			09.94→	Front	3	14	375	OZA446-E8	1827
1.8i 8V		F3P 706			09.94→	Front	3	14	375	OZA446-E8	1827
1.8i 8V		F3P 760			10.94→	Front	3	14	375	OZA446-E8	1827
1.8i 8V		F3P 764/ 765			10.94→	Front	3	14	375	OZA446-E8	1827
1.8i 16V		F7P 704			06.89→	Front	3	14	375	OZA446-E8	1827
R 21											
1.7i		F3N 722/ 723	H9001,S1241,U1→		03.86→12.94	Front	3	14	375	OZA446-E8	1827
1.7i		F3N 726/ 740/ 718	+1,H7251,S1723→		03.86→12.94	Front	1	3	472	OZA401-E2	1802



Sensor Position is listed as either FRONT (regulating) for pre-catalyst or REAR (diagnostic) for post-catalyst installation

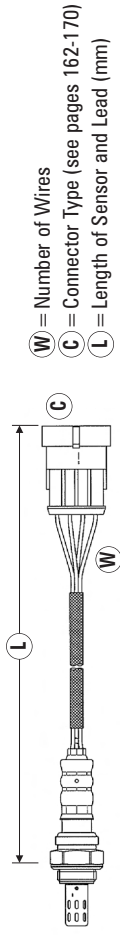


LITRE / MODEL	TYPE	ENGINE TYPE	CHASSIS INFO	GENERAL INFO	DATE	SENSOR POSITION	W	C	L	PART NO.	STOCK NO.
RENAULT (continued)											
R 21											
1.7i Nevada		F3N 722/ 723	H00007401→		06.86→12.95	Front	3	14	375	0ZA446-E8	1827
1.7i Nevada		F3N 726/ 718/ 740	H00004301→		06.86→12.95	Front	1	3	472	0ZA401-E2	1802
1.7i Hatchback		F3N 722/ 723			09.89→12.93	Front	3	14	375	0ZA446-E8	1827
1.7i Hatchback		F3N 726/ 718/ 740	S00007201→		09.89→12.93	Front	1	3	472	0ZA401-E2	1802
2.0i		JR 746/ 747			06.90→12.94	Front	3	14	375	0ZA446-E8	1827
2.0i Hatchback		J7R 740			09.89→12.93	Front	3	14	375	0ZA446-E8	1827
2.0i Nevada		J7R 746/ 747			06.90→12.95	Front	3	14	375	0ZA446-E8	1827
2.0i Hatchback		J7R 746/ 747			06.90→12.93	Front	3	14	375	0ZA446-E8	1827
2.0i Turbo		J7R 756			05.89→03.93	Front	3	14	375	0ZA446-E8	1827
2.2i		J7T 754/ 755	→S00005772		07.86→02.90	Front	3	14	375	0ZA446-E8	1827
2.2i		J7T 754/ 755	S00005773→		02.90→12.94	Front	1	3	472	0ZA401-E2	1802
2.2i Nevada		J7T 754/ 755	→S00009741		10.86→01.90	Front	3	14	375	0ZA446-E8	1827
2.2i Hatchback		J7T 754/ 755	→S00006709		09.89→12.93	Front	3	14	375	0ZA446-E8	1827
2.2i Hatchback		J7T 754/ 755	S00006710→		09.89→12.93	Front	1	3	472	0ZA401-E2	1802
2.2i Nevada		J7T 754/ 755	S00009742→		02.90→12.95	Front	1	3	472	0ZA401-E2	1802
2.2i Nevada		J7T 756			04.93→12.95	Front	3	14	375	0ZA446-E8	1827
R 25											
2.0i		JR 726			06.89→12.92	Front	3	14	375	0ZA446-E8	1827
2.2i		J7T 732/ 733			02.90→12.92	Front	1	3	472	0ZA401-E2	1802
2.5i Turbo		Z7U 700			05.89→12.92	Front	3	14	375	0ZA446-E8	1827
2.9i		Z7W 706/ 707			06.87→12.92	Front	3	19	490	0ZA446-E11	1898
Safrane I											
1.8		N7Q 710 / 711			10.96→	Front	4	28	318	0ZA83-R2	0167
2.0		J7R 732 / 733			→10.96	Front	3	14	288	0ZA55-R1	1878
2.0		J7R 734 / 735 12V			→10.96	Front	3	14	288	0ZA55-R1	1878
2.2 8V		J7T 762			→10.96	Front	3	14	288	0ZA55-R1	1878
2.2 12V		J7T 760 / 761			→10.96	Front	3	14	288	0ZA55-R1	1878
3.0		Z7X 722 / 723 / 753			→10.96	Front	3	14	288	0ZA55-R1	1878
Safrane II											
2.0 16V		N7Q 710 / 711			10.96→01.00	Front	4	28	318	0ZA83-R2	0167
3.0		Z7X 755			10.96→01.00	Front	4	28	253	0ZA83-R4	0189

LITRE / MODEL	TYPE	ENGINE TYPE	CHASSIS INFO	GENERAL INFO	DATE	SENSOR POSITION	(W)	(C)	(L)	PART NO.	STOCK NO.
RENAULT (continued)											
Safrane II											
3.0i 24V		L7X 713			03.99→12.00	Front	4	73	415	OZA660-EE20	5717
Scenic →08/99											
1.4i		E7J 764			04.95→08.99	Front	3	14	288	OZA236-R1	0147
1.6i		K7M 702 / 703 / 720			06.95→08.99	Front	3	14	288	OZA236-R1	0147
2.0i		F3R 750 / 751			11.96→8.99	Front	4	28	255	OZA448-E43	0282
2.0i		F3R 791 / 796 / 797 / 798			11.96→8.99	Front	4	28	255	OZA448-E43	0282
Scenic 99→03											
1.4i 16V	JA0/1	K4J 714 / 750			12.99→09.03	Front	4	67	455	OZA659-EE6	0380
1.4i 16V	JA0/1	K4J 714 / 750			03.99→09.03	Front	4	67	450	OZA660-EE21	5719
1.4i 16V	JA0/1	K4J 714 / 750			12.99→09.03	Rear	4	67	330	OZA659-EE13	0387
1.6i 16V	JA0/1	K4M 700 / 701 / 704 / 708			12.99→09.03	Front	4	67	455	OZA659-EE6	0380
1.6i 16V	JA0/1	K4M 700 / 701 / 704 / 706 / 708			03.99→09.03	Front	4	67	450	OZA660-EE21	5719
1.6i 16V	JA0/1	K4M 700 / 701 / 708			12.99→09.03	Rear	4	67	330	OZA659-EE13	0387
1.8i 16V	JA0/1	F4P 720 / 722			12.99→09.03	Rear	4	67	330	OZA659-EE13	0387
2.0i 16V	JA0/1	F4R 740, 741, 744		Match plug/lead, refer to OE No.	12.99→09.03	Front	4	67	455	OZA659-EE6	0380
2.0i 16V	JA0/1	F4R 740, 741, 744		Match plug/lead, refer to OE No.	07.00→09.03	Front	4	67	350	OZA660-EE12	5698
2.0i 16V	JA0/1	F4R 740, 741			12.99→09.03	Rear	4	67	330	OZA659-EE13	0387
Scenic II 07/03→											
1.4i 16V		K4J 730 / 740			07.03→	Front	4	67	450	OZA660-EE21	5719
1.4i 16V		K4J 730 / 740			07.03→	Rear	4	67	450	OZA660-EE21	5719
1.6i 16V		K4M 760 / 761 / 764			07.03→	Front	4	67	450	OZA660-EE21	5719
1.6i 16V		K4M 760 / 761 / 764			07.03→	Rear	4	67	450	OZA660-EE21	5719
1.6i 16V		K4M 812 / 813			07.03→	Front	4	67	450	OZA660-EE21	5719
1.6i 16V		K4M 812 / 813			07.03→	Rear	4	67	450	OZA660-EE21	5719
2.0i 16V		F4R 770 / 771			07.03→	Front	4	67	450	OZA660-EE21	5719
2.0i 16V		F4R 770 / 771			07.03→	Rear	4	67	450	OZA660-EE21	5719
Scenic III 2004→											
1.6i 16V	JM0/1	K4M			04.04→	Front	4	67	450	OZA660-EE21	5719
1.6i 16V	JM0/1	K4M			04.04→	Rear	4	67	450	OZA660-EE21	5719
2.0i 16V	JM0/1	F4R			04.04→	Front	4	67	450	OZA660-EE21	5719
2.0i 16V	JM0/1	F4R			04.04→	Rear	4	67	450	OZA660-EE21	5719



Sensor Position is listed as either FRONT (regulating) or REAR (diagnostic) for pre-catalyst or post-catalyst installation

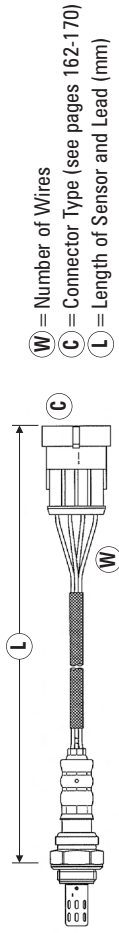


LITRE / MODEL	TYPE	ENGINE TYPE	CHASSIS INFO	GENERAL INFO	SENSOR POSITION	W	C	L	PART NO.	STOCK NO.
RENAULT (continued)										
Scenic III 2004 →										
2.0i VVT 16S	JM0/1	F4R-Turbo		165bhp	Front	4	67	330	OZA659-EE13	0387
2.0i VVT 16S	JM0/1	F4R-Turbo		165bhp	Rear	4	67	330	OZA659-EE13	0387
Sport Spider										
2.0i		F7R 710 / 712 / 720			Front	4	28	255	OZA448-E43	0282
Trafic										
2.0i	JL/FL	F4R 720			Front	4	67	450	OZA660-EE21	5719
2.0i	JL/FL	F4R 720			Rear	4	67	450	OZA660-EE21	5719
2.0i 16V	JL/FL	F4R 720			Front	4	67	455	OZA659-EE6	0380
2.0i 16V	JL/FL	F4R 722			Rear	4	67	450	OZA660-EE21	5719
2.2i	JL/FL	J7T 600			Front	3	14	288	OZA55-R1	1878
2.2i	JL/FL	J7T 780			Front	1	3	472	OZA401-E2	1802
Vel Satis										
2.0i 16V Turbo	BJ0	F4R 762 / 763			Front	4	67	330	OZA659-EE13	0387
2.0i 16V Turbo	BJ0	F4R 762 / 763			Rear	4	67	330	OZA659-EE13	0387
3.5i V6 24V		V4Y-701			Front	4	70	371	OZA544-N8	1804
3.5i V6 24V		V4Y-701			Rear	4	88	500	OZA544-R1	1857
ROVER										
25										
1.1i 16V	RF	K Series 11K4F			Front	4	106	540	OZA659-EE2	0376
1.1i 16V	RF	K Series 11K4F			Rear	4	112	745	OZA659-EE45	5747
1.4i 16V	RF	K Series 14K4F / 14K4M		83bhp & 101bhp	Front	4	106	540	OZA659-EE2	0376
1.4i 16V	RF	K Series 14K4F / 14K4M			Rear	4	112	745	OZA659-EE45	5747
1.6i 16V	RF	K Series 16K4F			Front	4	106	540	OZA659-EE2	0376
1.6i 16V	RF	K Series 16K4F			Rear	4	112	745	OZA659-EE45	5747
1.8i 16V	RF	K Series 18K4F			Front	4	106	540	OZA659-EE2	0376
1.8i 16V	RF	K Series 18K4F			Rear	4	112	745	OZA659-EE45	5747
1.8i VVC GTI	RF	K Series 18K4K			Front	4	106	540	OZA659-EE2	0376
45										
1.4i 16V	RT	K Series 14K4F			Front	4	106	540	OZA659-EE2	0376
1.4i 16V	RT	K Series 14K4F	YD471064 →		Rear	4	112	745	OZA659-EE45	5747

LITRE / MODEL	TYPE	ENGINE TYPE	CHASSIS INFO	GENERAL INFO	DATE	SENSOR POSITION	(W)	(C)	(L)	PART NO.	STOCK NO.
ROVER (continued)											
45											
1.6i 16V	RT	K Series 16K4F			11.99→07.05	Front	4	106	540	OZA659-EE2	0376
1.6i 16V	RT	K Series 16K4F	YD471064 →		02.00→07.05	Rear	4	112	745	OZA659-EE45	5747
1.8i 16V	RT	K Series 18K4F			11.99→07.05	Front	4	106	540	OZA659-EE2	0376
1.8i 16V	RT	K Series 18K4F			02.00→07.05	Rear	4	112	745	OZA659-EE45	5747
2.0i V6		KV6		Manual Transmission Only	11.99→07.05	Front	4	75	620	OZA341-RV2	0429
2.0i V6		KV6		Manual Transmission Only	11.99→07.05	Rear	4	75	620	OZA341-RV2	0429
2.0i V6		KV6		Automatic Transmission Only	02.00→07.05	Rear	4	112	745	OZA659-EE45	5747
75											
1.8i		K4F			02.99→12.05	Front	4	75	620	OZA341-RV2	0429
1.8i		K4F			02.99→12.05	Rear	4	75	620	OZA341-RV2	0429
1.8i Turbo		K Series Turbo			07.02→12.05	Front	4	75	620	OZA341-RV2	0429
1.8i Turbo		K Series Turbo			07.02→12.05	Rear	4	75	620	OZA341-RV2	0429
2.0i		KV6			02.99→01.04	Front	4	75	620	OZA341-RV2	0429
2.0i		KV6			02.99→01.04	Rear	4	75	620	OZA341-RV2	0429
2.5i		KV6			02.99→12.05	Front	4	75	620	OZA341-RV2	0429
2.5i		KV6			02.99→12.05	Rear	4	75	620	OZA341-RV2	0429
100 Series											
1.1i 111		11K2D			01.95→12.98	Front	4	33	590	OZA527-E9	0498
1.4i 114 8V		14K2A / 14K2D			01.95→12.98	Front	4	33	590	OZA527-E9	0498
1.4i 114 16V		14K4C / 14K4D			05.90→12.92	Rear	4	112	745	OZA659-EE45	5747
1.4i 114 16V GTI		14K4F			01.95→10.95	Front	4	33	390	OZA527-E8	0284
200 Series											
1.1i 211		K Series	→YD471564		11.95→10.99	Front	4	33	590	OZA527-E9	0498
1.4i 214 8V		14K2A			01.93→02.96	Front	4	33	390	OZA527-E8	0284
1.4i 214 8V		14K2F	→YD471564		10.95→10.99	Front	4	33	590	OZA527-E9	0498
1.4i 214 16V		K Series			10.89→09.93	Front	4	33	390	OZA527-E8	0284
1.4i 214 16V		K Series			10.92→02.96	Front	4	33	390	OZA527-E8	0284
1.4i 214 16V Cabrio		K Series			10.92→03.96	Front	4	33	390	OZA527-E8	0284
1.4i 214 16V		K Series	→YD471564		10.95→10.99	Front	4	33	590	OZA527-E9	0498
1.6i 216 8V		D16 Honda			10.92→10.95	Front	1	5	370	OZA401-E5	1828
1.6i 216 16V		D16 Honda			10.92→10.95	Front	1	5	370	OZA401-E5	1828
1.6i 216 16V		K Series	→YD471564		10.95→10.99	Front	4	33	590	OZA527-E9	0498



Sensor Position is listed as either FRONT (regulating) for pre-catalyst or REAR (diagnostic) for post-catalyst installation

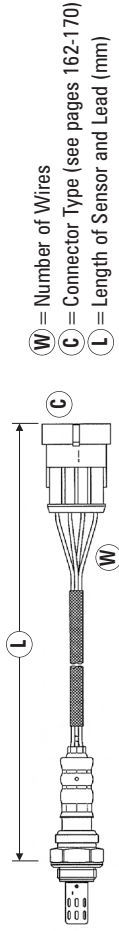


LITRE / MODEL	TYPE	ENGINE TYPE	CHASSIS INFO	GENERAL INFO	DATE	SENSOR POSITION	W	C	L	PART NO.	STOCK NO.
ROVER (continued)											
200 Series											
1.6i 216 16V Cabrio		K Series			10.95→10.99	Front	4	33	590	OZA527-E9	0498
1.6i 216 16V Coupe		K Series			10.95→10.99	Front	4	33	590	OZA527-E9	0498
1.8i 218 16V		K Series	→YD471564		10.95→10.99	Front	4	33	590	OZA527-E9	0498
1.8i 218 16V		18K4K VVC	→YD471564		10.95→10.99	Front	4	33	590	OZA527-E9	0498
1.8i 218 16V Coupe		K Series			03.96→10.99	Front	4	33	590	OZA527-E9	0498
2.0 220 GTi		20M4F, 20T4H			09.91→10.95	Front	4	33	545	OZA527-E18	0430
2.0 220 GSi Coupe		20T4G, 20T4H			10.92→03.96	Front	4	33	590	OZA527-E9	0498
2.0 220 Turbo		20T4G			01.93→10.95	Front	4	33	390	OZA527-E8	0284
400 Series											
1.4i 414 16V		K Series			01.93→10.95	Front	4	33	390	OZA527-E8	0284
1.4i 414 16V		K Series			10.95→10.99	Front	4	33	590	OZA527-E9	0498
1.6i 416 16V		D16 Honda			01.92→1996	Front	1	5	370	OZA401-E5	1828
1.6i 416 16V		D16 Honda	→AD 250028	Auto Transmission Only (1 x wire sensor)	1996→1998	Front	1	5	370	OZA401-E5	1828
1.6i 416 16V		D16 Honda	WD 250029→	Auto Transmission Only (4 x wire sensor)	1996→1998	Front	4	43	320	OZA333-H4	0137
1.6i 416 16V		K Series			01.95→03.00	Front	4	33	590	OZA527-E9	0498
1.8i 16V Tourer		K Series VVC			03.96→12.97	Front	4	33	590	OZA527-E9	0498
2.0i 420 16V		20M4			→10.92	Front	4	33	590	OZA527-E9	0498
2.0i 420 16V		20T4		With Air Conditioning	10.92→1996	Front	4	33	390	OZA527-E8	0284
2.0i 420 16V		20T4		Without Air Conditioning	10.92→1996	Front	4	33	545	OZA527-E18	0430
2.0i 420 16V		20T4		With Air Conditioning	10.95→10.99	Front	4	33	390	OZA527-E8	0284
2.0i 420 16V		20T4		Without Air Conditioning	10.95→10.99	Front	4	33	545	OZA527-E18	0430
2.0i 420 16V Turbo		20T4G			01.93→02.96	Front	4	33	390	OZA527-E8	0284
600 Series											
1.8i 618		F18A3			03.96→10.00	Front	4	44	410	OZA245-H1	0169
2.0i 620		F20Z1, F20Z2			08.93→10.99	Front	4	44	410	OZA245-H1	0169
2.0i 620 Turbo		T16 Turbo			04.93→12.98	Front	4	33	390	OZA527-E8	0284
2.3i 623		H23A3			01.96→10.99	Front	4	43	225	OZA245-H2	0180
800 Series											
2.0i 820		20HDM16		3 x wire Titania sensor	10.88→12.91	Front	3	55	521	OTD3G-3A1	0453
2.0i 820		20T4H			11.91→10.99	Front	4	33	590	OZA527-E9	0498
2.0i 820 Turbo		T16		With Air Conditioning	12.91→10.99	Front	4	33	390	OZA527-E8	0284

LITRE / MODEL	TYPE	ENGINE TYPE	CHASSIS INFO	GENERAL INFO	DATE	SENSOR POSITION	(W)	(C)	(L)	PART NO.	STOCK NO.
ROVER (continued)											
800 Series											
2.0i 820 Turbo		T116		Without Air Conditioning	12.91→10.99	Front	4	33	545	OZA527-E18	0430
2.5i 825		25K4F			04.96→10.99	Front	4	33	540	OZA222-RV1	0136
City Rover											
1.4i					11.03→05.05	Front	4	83	536	OZA495-PG2	1852
Metro											
1.1i		K Series			09.90→01.95	Front	4	33	390	OZA527-E8	0284
1.4i 8V		K Series			09.90→01.95	Front	4	33	390	OZA527-E8	0284
1.4i 16V		K Series			05.90→12.92	Front	4	33	390	OZA527-E8	0284
1.4i 16V GTI		K Series			05.90→01.95	Front	4	33	390	OZA527-E8	0284
Mini											
1.3i					02.91→09.00	Front	4	33	390	OZA527-E8	0284
1.3 Cooper					02.91→09.00	Front	4	33	390	OZA527-E8	0284
Montego											
2.0 EFI		O Series		3 x wire Titania sensor	10.92→01.95	Front	3	55	521	OTD3G-3A1	0453
SAAB											
900											
2.0i 8V		B2011			09.87→08.90	Front	3	19	1215	OZA446-E16	1859
2.0i 8V Turbo		B201S		MPI-Bosch	09.88→09.90	Front	3	19	1215	OZA446-E16	1859
2.0i 16V Turbo		B202L			08.84→08.85	Front	1	3	472	OZA401-E2	1802
2.0i 16V		B202i		MPI-Bosch	09.85→08.92	Front	3	19	1215	OZA446-E16	1859
2.0i 16V Turbo		B202L			09.85→08.89	Front	3	19	1215	OZA446-E16	1859
2.0i 16V		B202i		MPI-Bosch	09.89→08.92	Front	3	19	1215	OZA446-E16	1859
2.0i 16V Cabrio		B202i		MPI-Bosch	09.89→08.93	Front	3	19	1215	OZA446-E16	1859
2.1i 16V		B212i		MPI-Bosch	09.90→08.93	Front	3	19	1215	OZA446-E16	1859
2.1i 16V Cabrio		B212i		MPI-Bosch	09.91→08.93	Front	3	19	1215	OZA446-E16	1859
900 II											
2.0i 16V		B206i			09.93→08.98	Front	3	77	1095	OZA446-E58	0483
2.0i 16V Cabrio		B206i			09.93→08.98	Front	3	77	1095	OZA446-E58	0483
2.0i 16V Turbo		B204L			09.93→08.98	Front	3	77	1095	OZA446-E58	0483
2.0i 16V Turbo Cabrio		B204L			09.93→08.98	Front	3	77	1095	OZA446-E58	0483
2.0i 16V Coupe		B206i			03.94→08.98	Front	3	77	1095	OZA446-E58	0483



Sensor Position is listed as either FRONT (regulating) for pre-catalyst or REAR (diagnostic) for post-catalyst installation



LITRE / MODEL	TYPE	ENGINE TYPE	CHASSIS INFO	GENERAL INFO	DATE	SENSOR POSITION	W	C	L	PART NO.	STOCK NO.
SAAB (continued)											
900 II											
2.0i 16V S		B204I			09.94→08.98	Front	3	77	1095	0ZA4446-E58	0483
2.0i 16V S Coupe		B204I			09.94→08.98	Front	3	77	1095	0ZA4446-E58	0483
2.0i 16V Turbo Coupe		B204L			03.94→08.98	Front	3	77	1095	0ZA4446-E58	0483
2.3i 16V		B234I	Incl. Cabrio & Coupe		09.93→08.98	Front	3	77	1095	0ZA4446-E58	0483
9000											
2.0i 16V Turbo	B202L				09.84→08.88	Front	3	19	1215	0ZA4446-E16	1859
2.0i 16V	B202I				08.86→08.86	Front	3	19	1215	0ZA4446-E16	1859
2.0i 16V	B202I				09.86→08.91	Front	3	19	670	0ZA4446-E1	1833
2.0i 16V CD	B202I				09.89→08.91	Front	3	19	1215	0ZA4446-E16	1859
2.0i 16V Turbo CD	B202L				05.88→08.91	Front	3	19	1215	0ZA4446-E16	1859
2.0i 16V Turbo	B202L				01.90→08.93	Front	3	19	1215	0ZA4446-E16	1859
2.0i 16V Turbo	B204L			Light Pressure Turbo	09.93→12.98	Front	3	77	1095	0ZA4446-E58	0483
2.3i 16V CD	B234L				09.89→08.91	Front	3	19	1215	0ZA4446-E16	1859
2.3i 16V	B234I				09.89→08.91	Front	3	19	1215	0ZA4446-E16	1859
2.3i 16V CDE	B234E Eco Power				09.93→12.98	Front	3	77	1095	0ZA4446-E58	0483
2.3i 16V CS	B234E Eco Power				09.93→12.98	Front	3	77	1095	0ZA4446-E58	0483
2.3 Turbo CD	B234L				09.91→08.93	Front	3	19	1215	0ZA4446-E16	1859
2.3 Turbo S CD	B234L				09.90→08.91	Front	3	19	1215	0ZA4446-E16	1859
2.3i 16V Turbo	B234				09.90→06.91	Front	3	19	1215	0ZA4446-E16	1859
2.3i 16V CDE Turbo	B234L				09.93→12.98	Front	3	77	1095	0ZA4446-E58	0483
2.3i 16V Turbo CSE	B234L				09.93→12.98	Front	3	77	1095	0ZA4446-E58	0483
2.3i 16V Turbo Aero CS	B234R				09.92→12.98	Front	3	77	1095	0ZA4446-E58	0483
9-3											
1.8i		Z18XE			11.03→	Front	4	74	741	0ZA334-SZ1	0485
2.0i 16V Turbo	B204E				01.98→	Front	3	77	1095	0ZA4446-E58	0483
2.0i 16V Turbo	B204L				09.98→	Front	3	77	1095	0ZA4446-E58	0483
2.0i 16V Turbo	B204L				03.98→	Front	3	77	1095	0ZA4446-E58	0483
2.0i 16V Turbo	B204L				09.98→	Front	3	77	1095	0ZA4446-E58	0483
2.0i 16V Turbo	B204R				01.98→	Front	3	77	1095	0ZA4446-E58	0483
2.0i 16V Turbo	B204L				09.99→	Front	3	77	1095	0ZA4446-E58	0483
2.0i 16V Turbo	B205R				01.99→	Front	3	77	1095	0ZA4446-E58	0483

LITRE / MODEL	TYPE	ENGINE TYPE	CHASSIS INFO	GENERAL INFO	DATE	SENSOR POSITION	(W)	(C)	(L)	PART NO.	STOCK NO.
---------------	------	-------------	--------------	--------------	------	-----------------	-----	-----	-----	----------	-----------

SAAB (continued)

9-3

2.0i 16V Turbo		B205L Eco Power			01.99→	Front	3	77	1095	OZA4446-E58	0483
2.0i 16V		B204i			03.98→	Front	3	77	1095	OZA4446-E58	0483
2.0T Cabrio	YS3F				08.03→	Front	4	49	425	OZA575-GM1	1895
2.0T Cabrio	YS3F				08.03→	Rear	4	87	725	OZA583-GM2	1754
2.3i 16V		B234i			03.98→	Front	3	77	1095	OZA4446-E58	0483
2.3i 16V Turbo		B234i			09.99→	Front	3	77	1095	OZA4446-E58	0483
2.3i 16V Turbo		B235R			01.99→	Front	3	77	1095	OZA4446-E58	0483

SEAT

Alhambra

1.8T 20V	718,719	AWC		150bhp / 110kW	06.00→	Rear	4	64	975	OZA659-EE1	0375
2.0i	718,719	ADY			03.96→	Front	4	48	1430	OZA572-E10	0275
2.0i	718,719	ATM		115bhp / 85kW	06.00→	Rear	4	64	975	OZA659-EE1	0375

Altea

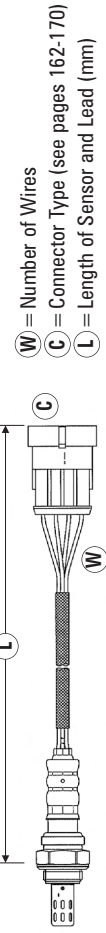
1.4i 16V		BXW			09.06→	Front	4	84	511	OZA629-V3	1720
1.6i		BGU			06.04→	Front	5	92	750	LZA07-V1	1851
1.6i		BGU			06.04→	Rear	4	85	471	OZA510-V11	1884

Arosa

1.0i 8V	6H	ALL			10.97→	Front	4	64	700	OZA447-E32	0471
1.0i 8V	6H	AER			02.97→	Front	4	64	475	OZA448-E51	0426
1.0i 8V	6H	ALD			01.99→07.00	Front	4	64	535	OZA659-EE40	1627
1.0i 8V	6H	ANV			01.99→07.00	Rear	4	64	1670	OZA659-EE16	0390
1.0i 8V	6H	AUC	→6H-3-009 600		05.00→08.02	Rear	4	64	1670	OZA659-EE16	0390
1.4i 8V	6H	AEX			02.97→	Front	4	64	700	OZA447-E32	0471
1.4i 8V	6H	AKV			05.97→	Front	4	64	700	OZA447-E32	0471
1.4i 8V	6H	APQ			12.97→	Front	4	64	700	OZA447-E32	0471
1.4i 8V	6H	AKK			01.99→10.00	Front	4	64	535	OZA659-EE40	1627
1.4i 8V	6H	AUD	Manual Transmission Only		07.99→05.02	Rear	4	64	1670	OZA659-EE16	0390
1.4i 8V	6H	ANW			01.99→10.00	Rear	4	64	1670	OZA659-EE16	0390
1.4i 8V	6H	AUD	Automatic Transmission Only		01.99→06.04	Rear	4	64	1590	OZA659-EE20	0394
1.4i 16V	6H	AUA	Manual Transmission Only		05.99→	Rear	4	64	1686	OZA510-V1	0491
1.4i 16V	6H	AUA	Auto Transmission Only		05.99→	Rear	4	64	1576	OZA510-V2	0402



Sensor Position is listed as either FRONT (regulating) for pre-catalyst or REAR (diagnostic) for post-catalyst installation



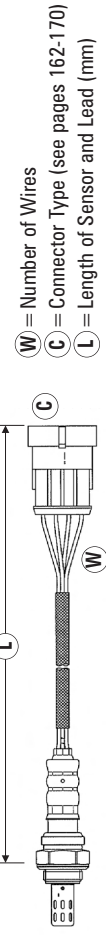
W = Number of Wires
 C = Connector Type (see pages 162-170)
 L = Length of Sensor and Lead (mm)

LITRE / MODEL	TYPE	ENGINE TYPE	CHASSIS INFO	GENERAL INFO	DATE	SENSOR POSITION	W	C	L	PART NO.	STOCK NO.
SEAT (continued)											
Arosa											
1.4i 16V	6H	AUB		Manual Transmission Only	05.99→	Rear	4	64	1686	OZA510-V1	0491
1.4i 16V	6H	AUB		Auto Transmission Only	05.99→	Rear	4	64	1576	OZA510-V2	0402
Cordoba											
1.0i 8V	6K2	AER			09.96→04.97	Front	4	48	290	OZA114-V4	1769
1.0i 8V	6K2	AER			05.97→06.99	Front	4	48	520	OZA448-E31	0151
1.0i 8V	6K2	ALD			06.99→10.02	Front	4	65	480	OZA659-EE32	1614
1.2i 6V	6L2	BMD			11.04→	Front	4	64	611	OZA534-V1	1778
1.2i 12V	6L2	AZQ		4 Wire Sensor	10.02→	Front	4	85	481	OZA532-V3	1776
1.2i 12V	6L2	AZQ		4 Wire Sensor	10.02→	Rear	4	64	251	OZA510-V6	1885
1.4i 8V	6K2	ABD	→ 6K-ZR700 000		09.93→12.95	Front	4	36	550	OZA572-E1	0283
1.4i 8V	6K2	ABD	→ 6K-ZR700 000	Non Catalyst	06.94→12.94	Front	4	36	1075	OZA527-E36	1993
1.4i 8V	6K2	AEX			09.95→12.97	Front	4	48	520	OZA448-E31	0151
1.4i 8V	6K2	AKK	Incl. Estate		06.99→10.02	Front	4	65	480	OZA659-EE32	1614
1.4i 8V	6K2	AUD	Incl. Estate 6K..1..148 501→		11.00→10.02	Rear	4	65	480	OZA659-EE32	1614
1.4i 16V	6K2	AFH			07.96→06.99	Front	4	48	550	OZA114-V4	1769
1.4i 16V	6L2	BBY			10.02→	Front	5	92	535	LZA11-V2	1774
1.4i 16V	6L2	BBY		Auto Transmission Only	10.02→	Rear	4	64	1596	OZA510-V10	1883
1.4i 16V	6L2	BBY		Manual Transmission Only	10.02→	Rear	4	64	1706	OZA510-V7	1886
1.4i 16V	6L2	BKY			06.04→	Front	5	91	330	LZA07-V3	1880
1.4i 16V	6L2	BXW			09.06→	Front	4	84	511	OZA629-V3	1720
1.6i 8V	6K2	1F			09.94→10.95	Front	4	48	520	OZA448-E31	0151
1.6i 8V	6K2	1F			11.95→09.97	Front	4	48	550	OZA114-V4	1769
1.6i 8V	6K2	ALM			03.97→	Front	4	48	550	OZA447-E16	0259
1.6i 8V	6K2	AEE			03.97→12.98	Front	4	48	550	OZA447-E16	0259
1.6i 8V	6K2	ABU			03.93→07.94	Front	4	36	550	OZA572-E1	0283
1.6i 8V	6K2	AFT			09.95→05.98	Front	4	36	585	OZA572-E13	0254
1.6i 8V	6K2	AEH, AKL	Incl. Estate		06.99→10.02	Front	4	65	480	OZA659-EE32	1614
1.6i 8V	6L2	BAH			04.03→	Rear	4	65	545	OZA659-EE19	0393
1.6i 16V	6K2	BTS			11.06→	Front	4	84	511	OZA629-V3	1720
1.6i 16V	6K2	BTS			11.06→	Rear	4	85	526	OZA629-V4	1721
1.8i 8V	6K2	ABS		Manual Transmission Only	09.93→07.94	Front	2	4	480	OZA401-E4	1822

LITRE / MODEL	TYPE	ENGINE TYPE	CHASSIS INFO	GENERAL INFO	DATE	SENSOR POSITION	(W)	(C)	(L)	PART NO.	STOCK NO.
SEAT (continued)											
Cordoba											
1.8i 8V	6K2	ABS		Auto Transmission Only	09.93→07.94	Front	4	17	583	OZA4446-E42	0150
1.8i 8V	6K2	ABS		Monotronic	02.93→09.94	Front	4	48	520	OZA4448-E31	0151
1.8i 8V	6K2	ADZ			07.94→	Front	4	48	520	OZA4448-E31	0151
1.8i 16V	6K2	ADL	6K-ZR564 367 →		09.93→06.96	Front	4	36	585	OZA572-E13	0254
2.0i 8V	6K2	2E		Digifant	02.93→06.96	Front	4	36	585	OZA572-E13	0254
2.0i 8V	6K2	2E		Non Catalyst	02.93→06.96	Front	4	36	1075	OZA527-E36	1993
2.0i 8V	6L2	AZL			09.02→04.05	Rear	4	65	545	OZA659-EE19	0393
2.0i 8V	6L2	BBX			04.03→	Front	4	65	545	OZA659-EE19	0393
Ibiza I											
1.2i	021A	021A00			12.89→05.93	Front	3	19	975	OZA4446-E2	1855
1.5i	021A	021 A2000			10.86→05.93	Front	3	19	975	OZA4446-E2	1855
1.5i	021A	021 A2000			11.89→05.93	Front	3	19	975	OZA4446-E2	1855
1.7i	021A	021 B3000			01.91→05.93	Front	3	19	975	OZA4446-E2	1855
Ibiza II											
1.0i 8V	6K1	AER			09.96→08.99	Front	4	48	520	OZA4448-E31	0151
1.0i 8V	6K1	AAU			03.93→06.96	Front	4	36	550	OZA572-E1	0283
1.0i 8V	6K1	AAU		Non Catalyst	03.93→06.96	Front	4	36	1075	OZA527-E36	1993
1.3i 8V	6K1	AAV			03.93→07.94	Front	4	36	550	OZA572-E1	0283
1.4i 8V	6K1	ABD	→ 6K-ZR155 000		09.93→12.95	Front	4	36	550	OZA572-E1	0283
1.4i 8V	6K1	ABD	→ 6K-ZR700 00		09.93→12.95	Front	4	36	550	OZA572-E1	0283
1.4i 8V	6K1	AEX			09.95→12.97	Front	4	48	520	OZA4448-E31	0151
1.4i 16V	6K1	AFH			07.96→	Front	4	48	550	OZA4447-E16	0259
1.6i 8V	6K1	1F			05.94→09.97	Front	2	4	480	OZA401-E4	1822
1.6i 8V	6K1	AEE			03.97→12.98	Front	4	48	550	OZA447-E16	0259
1.6i 8V	6K1	1F			09.94→09.97	Front	4	48	520	OZA4448-E31	0151
1.6i 8V	6K1	ABU			03.93→07.94	Front	4	36	550	OZA572-E1	0283
1.6i 8V	6K1	AFT			09.95→05.98	Front	4	36	585	OZA572-E13	0254
1.8i 8V	6K1	ABS		Auto Transmission Only	03.93→07.94	Front	4	17	583	OZA446-E42	0150
1.8i 8V	6K1	ABS		Monotronic	02.93→09.94	Front	4	48	520	OZA4448-E31	0151
1.8i 8V	6K1	ADZ			07.94→	Front	4	48	520	OZA4448-E31	0151
1.8i 16V	6K1	ADL			09.93→06.96	Front	4	36	585	OZA572-E13	0254
2.0i 8V	6K1	2E		Digifant	02.93→06.96	Front	4	36	585	OZA572-E13	0254
2.0i 8V	6K1	2E		Non Catalyst	02.93→06.96	Front	4	36	1075	OZA527-E36	1993



Sensor Position is listed as either FRONT (regulating) for pre-catalyst or REAR (diagnostic) for post-catalyst installation



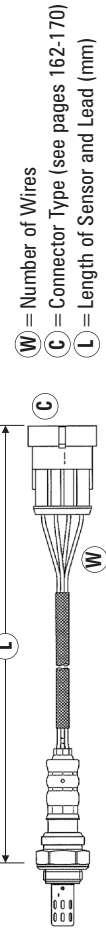
W = Number of Wires
 C = Connector Type (see pages 162-170)
 L = Length of Sensor and Lead (mm)

LITRE / MODEL	TYPE	ENGINE TYPE	CHASSIS INFO	GENERAL INFO	DATE	SENSOR POSITION	W	C	L	PART NO.	STOCK NO.
SEAT (continued)											
Ibiza III											
1.0 8V	6K1	ALD			08.99→04.02	Front	4	65	480	OZA659-EE32	1614
1.4 8V	6K1	AKK			08.99→04.02	Front	4	65	480	OZA659-EE32	1614
1.4 8V	6K1	AUD	6K..1..148 501→		11.00→04.02	Rear	4	65	480	OZA659-EE32	1614
1.4i 16V	6K1	BBY, BBZ			05.99→01.02	Rear	4	65	1326	OZA510-V3	0413
1.6 8V	6K1	AEH, AKL			08.99→04.02	Front	4	65	480	OZA659-EE32	1614
Ibiza IV											
1.2i 6V	6L1	BMD			11.04→	Front	4	64	611	OZA534-V1	1778
1.2i 12V	6L1	AZQ			02.02→	Front	4	85	481	OZA532-V3	1776
1.2i 12V	6L1	AZQ			02.02→	Rear	4	64	251	OZA510-V6	1885
1.4i 16V	6L1	BBY			02.02→	Front	5	92	535	LZA11-V2	1774
1.4i 16V	6L1	BBY		Manual Transmission Only	02.02→	Rear	4	64	1706	OZA510-V7	1886
1.4i 16V	6L1	BBY		Auto Transmission Only	02.02→	Rear	4	64	1596	OZA510-V10	1883
1.4i 16V	6L1	BKY			06.04→	Front	5	91	330	LZA07-V3	1880
1.6i 8V	6L1	BAH			04.03→	Rear	4	65	560	OZA659-EE14	0388
1.6i 8V	6L1	BAH			04.03→	Rear	4	65	545	OZA659-EE19	0393
1.6i 16V	6L1	BTS			11.06→	Front	4	84	511	OZA629-V3	1720
1.6i 16V	6L1	BTS			11.06→	Rear	4	85	526	OZA629-V4	1721
1.8i T FR	6L1	BJX, BKV		150bhp / 110kW	12.03→	Rear	4	64	975	OZA659-EE1	0375
1.8i T Cupra R	6L1	BBU		180bhp / 132kW	04.05→	Rear	4	64	975	OZA659-EE1	0375
Inca											
1.4i 8V	6K9	AUD			11.00→05.02	Rear	4	65	480	OZA659-EE32	1614
Leon											
1.4i 16V	1M1	AXP, APE			12.99→02.02	Rear	4	65	545	OZA659-EE19	0393
1.4i 16V	1M1	BCA			02.02→04.04	Rear	4	65	575	OZA659-EE23	0397
1.6i 16V	1M1	BCB, AUS, AZD			09.00→	Front	5	92	810	LZA11-V4	1842
1.8i 20V	1M1	AGN			12.99→	Front	4	64	620	OZA447-E18	0281
1.8i 20V	1M1	APG			03.00→	Rear	4	65	560	OZA659-EE14	0388
1.8i 20V T	1M1	APP			12.99→12.00	Front	4	64	975	OZA659-EE1	0375
1.8i 20V T	1M1	APP			03.00→	Rear	4	65	560	OZA659-EE14	0388
1.8i 20V T	1M1	AUQ			09.00→04.04	Rear	4	64	975	OZA659-EE1	0375

LITRE / MODEL	TYPE	ENGINE TYPE	CHASSIS INFO	GENERAL INFO	DATE	SENSOR POSITION	(W)	(C)	(L)	PART NO.	STOCK NO.
SEAT (continued)											
Malaga											
1.2i		021 C1000			12.89→12.93	Front	3	19	975	0ZA4446-E2	1855
1.5i		021 A2000 / B2000			10.86→12.93	Front	3	19	975	0ZA4446-E2	1855
1.7i					01.91→12.93	Front	3	19	975	0ZA4446-E2	1855
Marbella											
0.9		09NCB			01.92→05.98	Front	3	19	490	0ZA4446-E11	1898
Toledo I											
1.6i	1L	1F	→ 1L-ZD308 450		05.91→11.93	Front	1	3	472	0ZA401-E2	1802
1.6i	1L	1F	1L-ZD308 451 →		11.93→08.95	Front	2	4	480	0ZA401-E4	1822
1.8i	1L	RP	→ 1L-ZD308 450		05.91→11.93	Front	1	3	472	0ZA401-E2	1802
1.8i	1L	ABS	1L-ZD308 451 →		11.93→07.94	Front	2	4	480	0ZA401-E4	1822
1.8i 16V	1L	PL	→L-ZD308 450	Non Catalyst	05.91→11.93	Front	3	19	975	0ZA4446-E2	1855
2.0i	1L	2E	→ 1L-ZD320 000		05.91→03.94	Front	4	17	583	0ZA4446-E42	0150
2.0i	1L	2E	1L-ZD320 001→ 1L-ZR020 000		03.94→01.95	Front	4	36	585	0ZA572-E13	0254
2.0i	1L	2E		Non Catalyst	03.94→01.95	Front	4	36	1075	0ZA527-E36	1993
2.0i 16V	1L	ABF	1L-ZD320 001→ 1L-ZR020 000		03.94→01.95	Front	4	36	585	0ZA572-E13	0254
Toledo II											
1.4i 16V	1M2	AXP			06.00→02.02	Rear	4	65	575	0ZA659-EE23	0397
1.8i 20V	1M2	AGN			02.99→	Front	4	64	620	0ZA447-E18	0281
1.8 20V	1M2	APG			02.99→12.04	Rear	4	65	560	0ZA659-EE14	0388
1.8 20V T	1M2	AUQ			05.01→05.02	Rear	4	64	975	0ZA659-EE1	0375
2.3i V5	1M2	AGZ			02.99→	Front	4	64	700	0ZA447-E32	0471
Toledo III											
1.6i 8V	5P2	BGU, BSE, BSF			01.05→	Front	5	92	750	LZA07-V1	1851
1.6i 8V	5P2	BGU, BSE, BSF			01.05→	Rear	4	85	471	0ZA510-V11	1894
SKODA											
Fabia											
1.0i	6Y2	AQV			03.00→	Rear	4	65	560	0ZA659-EE14	0388
1.2i 6V		AWY 3 Cylinder			08.02→	Front	4	64	601	0ZA585-I1	1809
1.2i 6V		AWY 3 Cylinder			08.02→	Rear	4	65	231	0ZA510-I1	1808
1.2i 6V		BMD 3 Cylinder			11.04→	Front	4	64	611	0ZA534-V1	1778
1.2i 12V		AZO 3 Cylinder	6Y2, 6Y3, 6Y5		01.03→	Front	4	85	481	0ZA532-V3	1776



Sensor Position is listed as either FRONT (regulating) for pre-catalyst or REAR (diagnostic) for post-catalyst installation

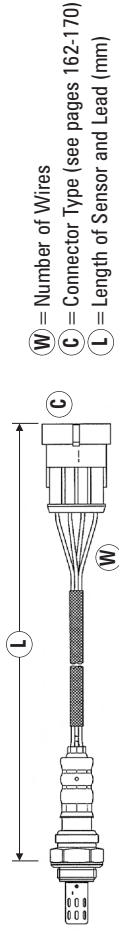


LITRE / MODEL	TYPE	ENGINE TYPE	CHASSIS INFO	GENERAL INFO	DATE	SENSOR POSITION	W	C	L	PART NO.	STOCK NO.
SKODA (continued)											
Fabia											
1.2i 12V		AZ0 3 Cylinder	6Y2, 6Y3, 6Y5		01.03→	Rear	4	64	251	OZA510-V6	1885
1.4i 8V	6Y2	ATZ, AQW, AZF	All Variants		03.00→	Rear	4	65	560	OZA659-EE14	0388
1.4i 16V		BKY			06.04→	Front	5	91	330	LZA07-V3	1880
1.4i 16V		AUB			03.00→	Front	5	92	465	LZA11-V3	1829
1.4i 16V		BBY			09.99→	Front	5	92	535	LZA11-V2	1774
1.4i 16V		BXW			01.07→	Front	4	84	511	OZA629-V3	1720
1.4i 16V		AUA		Manual Transmission Only	09.99→	Rear	4	64	526	OZA510-V5	0435
1.6i 16V		BTS			04.07→	Front	4	84	511	OZA629-V3	1720
1.6i 16V		BTS			04.07→	Rear	4	85	526	OZA629-V4	1721
2.0i	6Y2	AZL	All Variants 6Y5, 6Y3		09.00→	Rear	4	65	545	OZA659-EE19	0393
Favorit											
1.3 135		OHV			05.89→09.94	Front	3	19	610	OZA446-E44	0162
Felicia											
1.3 135		MPI			08.96→	Front	4	36	517	OZA447-E13	0183
1.3 136		MPI			08.96→	Front	4	36	517	OZA447-E13	0183
1.3i		AMG, AMH			01.99→	Rear	4	36	516	OZA457-I1	0414
1.4i 16V		MN.7		Manual Transmission Only	09.99→	Rear	4	64	526	OZA510-V5	0435
1.4i 16V		MN.7		Manual Transmission Only	09.99→	Rear	4	64	526	OZA510-V5	0435
1.6i		MPI			09.95→	Front	4	36	517	OZA447-E13	0183
Octavia											
1.4i 16V		AXP, BCA			08.00→09.04	Rear	4	65	575	OZA659-EE23	0397
1.4i 16V		BUD			05.06→	Front	4	84	511	OZA629-V3	1720
1.6i		AEH	1U-V-007 001 →		04.97→	Front	4	64	470	OZA447-E17	0270
1.6i	1U2	AEH, AKL	1U-X-134 201→ Incl. Estate 1U5		08.98→09.04	Front	4	64	1135	OZA659-EE25	0399
1.6i	1U2	AVU, BFQ	Incl. Estate 1U5		10.00→	Rear	4	65	560	OZA659-EE14	0388
1.6i		AEE	1U-W/109001 →1U-X/197894		05.98→01.99	Front	4	64	620	OZA447-E18	0281
1.6i		BGU			06.04→	Front	5	92	750	LZA07-V1	1851
1.6i		BGU			06.04→	Rear	4	85	471	OZA510-V11	1884
1.8i 20V		AGN	Incl. Estate		09.96→	Front	4	64	620	OZA447-E18	0281
1.8i T		AGU	Incl. Estate		03.98→	Front	4	64	700	OZA447-E32	0471
1.8i T	1U2	ARX, AUM	Incl. Estate 1U5		08.00→09.04	Rear	4	64	975	OZA659-EE1	0375

LITRE / MODEL	TYPE	ENGINE TYPE	CHASSIS INFO	GENERAL INFO	DATE	SENSOR POSITION	(W)	(C)	(L)	PART NO.	STOCK NO.
SKODA (continued)											
Octavia											
1.8i T	1U2	ARZ	Incl. Estate 1U5	150bhp / 110kW	09.99→	Rear	4	65	560	OZA659-EE14	0388
1.8i T 4x4	1U2	AUM	Incl. Estate 1U5		08.00→09.04	Rear	4	64	975	OZA659-EE1	0375
1.8i T RS	1U2	AUQ	Incl. Estate 1U5	180bhp / 132kW	05.01→09.04	Rear	4	64	975	OZA659-EE1	0375
2.0i	1U2	APK, ADY	Incl. Estate 1U5		06.99→09.04	Front	4	64	975	OZA659-EE1	0375
2.0i	1U2	APK, ADY	Incl. Estate 1U5		06.99→09.04	Rear	4	65	490	OZA659-EE18	0392
2.0i	1U2	AEG	Incl. Estate 1U5		08.00→10.02	Front	4	64	975	OZA659-EE1	0375
2.0i	1U2	AEG	1U-3-724 129→ Incl. Estate		11.02→01.05	Front	4	64	1135	OZA659-EE25	0399
2.0i	1U2	AZH	Incl. Estate 1U5	PR1-X0	09.99→	Rear	4	65	560	OZA659-EE14	0388
2.0i 4x4 Estate	1U5	AEG, ADY			05.01→09.04	Front	4	64	975	OZA659-EE1	0375
2.0i 4x4 Estate	1U5	AEG	1U-3-724 129→		11.02→01.05	Front	4	64	1135	OZA659-EE25	0399
2.0i 4x4 Estate	1U5	AZJ, ADY		PR1-X0	05.01→	Rear	4	65	490	OZA659-EE18	0392
2.0 4x4 Estate	1U5	AZJ			03.02→09.04	Rear	4	65	740	OZA659-EE11	0385
Pick-Up											
1.3 135		MPI			08.96→	Front	4	36	517	OZA447-E13	0183
1.3 136		MPI			08.96→	Front	4	36	517	OZA447-E13	0183
1.6		AEE MPI			10.95→	Front	4	36	517	OZA447-E13	0183
Roomster											
1.4i 16V		BXW			09.06→	Front	4	84	511	OZA629-V3	1720
1.6i 16V		BTS			05.06→	Front	4	84	511	OZA629-V3	1720
1.6i 16V		BTS			05.06→	Rear	4	85	526	OZA629-V4	1721
Superb											
1.8i T	3U4	AWT			12.01→	Rear	4	65	690	OZA659-EE64	7949
2.8 V6	3U4	AMX			05.02→	Front	4	48	615	OZA659-EE36	1620
2.8 V6	3U4	AMX, BBG		Right Hand Sensor / Bank 1	12.01→	Rear	4	48	1435	OZA659-EE46	5748
2.8 V6	3U4	AMX, BBG		Left Hand Sensor / Bank 2	12.01→	Rear	4	66	1450	OZA659-EE47	5750
SMART											
Cabrio											
0.6	S10A11D2	M 160 E6AL B03 / B05			03.00→01.04	Front	4	47	295	OZA659-EE42	1629
0.6	S10A11D2	M 160 E6AL B03 / B05			03.00→01.04	Rear	4	47	295	OZA659-EE42	1629
0.7					01.03→01.04	Front	4	47	295	OZA659-EE42	1629
0.7					01.03→01.04	Rear	4	47	295	OZA659-EE42	1629



Sensor Position is listed as either FRONT (regulating) for pre-catalyst or REAR (diagnostic) for post-catalyst installation

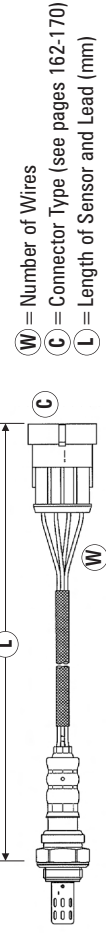


LITRE / MODEL	TYPE	ENGINE TYPE	CHASSIS INFO	GENERAL INFO	DATE	SENSOR POSITION	W	C	L	PART NO.	STOCK NO.
SMART (continued)											
City Coupe											
0.6	MC01	M 160 EGAL B03 / B04 / B05			07.98→01.04	Front	4	47	295	OZA659-EE42	1629
0.6	MC01	M 160 EGAL B03 / B04 / B05			07.98→01.04	Rear	4	47	295	OZA659-EE42	1629
0.7	MC01				01.03→01.04	Front	4	47	295	OZA659-EE42	1629
0.7	MC01				01.03→01.04	Rear	4	47	295	OZA659-EE42	1629
For Two											
0.7			Incl. Coupe & Cabrio		01.04→	Front	4	47	295	OZA659-EE42	1629
0.7			Incl. Coupe & Cabrio		01.04→	Rear	4	47	295	OZA659-EE42	1629
For Two Coupe											
1.0i			Incl. Cabrio		03.07→	Front	4	89	300	OZA571-GB1	1709
1.0i			Incl. Cabrio		03.07→	Rear	4	89	300	OZA571-GB1	1709
1.0i Turbo			Incl. Cabrio		03.07→	Front	4	89	300	OZA571-GB1	1709
1.0i Turbo			Incl. Cabrio		03.07→	Rear	4	89	300	OZA571-GB1	1709
Roadster											
0.7			Incl. Coupe & Cabrio		08.03→	Front	4	47	295	OZA659-EE42	1629
Roadster Brabus											
0.7 Brabus		102bhp Engine	Incl. Coupe & Cabrio		12.03→11.05	Front	4	47	295	OZA659-EE42	1629
SSANGYONG											
Musso											
3.2i 24V		162.990			01.96→	Front	4	41	750	OZA527-E25	0444
SUBARU											
Impreza											
1.6i		EJ16E / EJ16J	Incl. Coupe/Estate/4WD Model		01.93→07.98	Front	3	80	440	OZA395-E9	0495
1.8i		EJ18E	Incl. Coupe/Estate/4WD Model		01.93→06.97	Front	3	80	440	OZA395-E9	0495
2.0i		EJ20E	Incl. Coupe/Estate/4WD Model	Non Turbo Models	08.95→07.98	Front	3	80	440	OZA395-E9	0495
Justy II											
1.3 GX 4x4		EF13			10.95→	Front	1	6	320	OZA401-E6	1882
Legacy I											
1.8i		EJ18A / EJ18S	Incl. 4WD Model		01.89→12.93	Front	3	80	440	OZA395-E9	0495

LITRE / MODEL	TYPE	ENGINE TYPE	CHASSIS INFO	GENERAL INFO	DATE	SENSOR POSITION	(W)	(C)	(L)	PART NO.	STOCK NO.
SUBARU (continued)											
Legacy I											
2.0i 16V		EJ20	Incl. 4WD Model		05.92→12.93	Front	3	80	440	OZA446-E55	0450
2.2i		EJ22	Incl. 4WD Model		01.89→11.89	Front	3	80	440	OZA395-E9	0495
Legacy II											
1.8i		EJ18E			07.95→11.98	Front	3	80	440	OZA395-E9	0495
2.0i Estate		EJ20E	Incl. 4WD Model		01.94→08.98	Front	3	80	440	OZA395-E9	0495
2.2i		EJ22E	Incl. Estate/4WD Model		01.94→05.97	Front	3	80	440	OZA395-E9	0495
SVX											
3.3i		EG33			09.92→12.96	Front	3	80	440	OZA395-E9	0495
SUZUKI											
Jimny											
1.3i 16V	FJ	M13A			02.01→01.06	Front	4	96	245	OZA668-EE13	7952
SJ413 Samurai											
1.3	SJ413	G13BA			01.90→	Front	1	5	380	OZA401-E56	0154
Swift											
1.0i	EA	G10A			12.89→09.91	Front	1	6	320	OZA401-E6	1882
1.0i	EA	G10A			10.91→	Front	1	6	320	OZA401-E6	1882
1.3	EA	G13B			10.86→	Front	1	6	445	OZA401-E58	0166
1.3	EA	G13BA			12.89→09.91	Front	1	6	320	OZA401-E6	1882
1.3	EA	G13BA			10.91→07.94	Front	1	6	320	OZA401-E6	1882
Swift II											
1.3	AH, AJ	G13A			08.94→	Front	1	6	320	OZA401-E6	1882
1.6i	AH, AJ	G16B			01.90→	Front	1	6	320	OZA401-E6	1882
1.6i 4x4	AH, AJ	G16B			01.90→	Front	1	6	320	OZA401-E6	1882
Vitara											
1.6 Soft Top	ET	G16A			07.88→12.91	Front	1	5	380	OZA401-E56	0154
1.6 Estate	ET	G16A			07.88→12.91	Front	1	5	380	OZA401-E56	0154
1.6	ET	G16A			08.88→08.91	Front	1	5	380	OZA401-E56	0154
1.6 16V	ET	G16B			02.91→12.94	Front	1	6	320	OZA401-E6	1882



Sensor Position is listed as either FRONT (regulating) for pre-catalyst or REAR (diagnostic) for post-catalyst installation



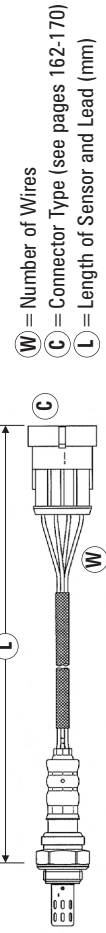
W = Number of Wires
 C = Connector Type (see pages 162-170)
 L = Length of Sensor and Lead (mm)

LITRE / MODEL	TYPE	ENGINE TYPE	CHASSIS INFO	GENERAL INFO	DATE	SENSOR POSITION	W	C	L	PART NO.	STOCK NO.
TOYOTA											
Avenis 1											
1.6i 16V	T22	4A-FE	Incl. Hatchback + Estate		10.97→	Front	4	34	310	OZA448-E47	0228
1.8i VVT-i	T22	1ZZ-FE		Right Hand Sensor	07.00→01.03	Front	4	123	365	OZA669-EE9	7954
2.0i	T22	3S-FE			10.97→06.00	Front	4	34	330	OZA669-EE12	7973
2.0i VVT-i	T22	1AF-SE, 1AZF-SE		Right Hand Sensor	07.00→01.03	Front	4	123	365	OZA669-EE9	7954
2.0i VVT-i	T22	1AF-SE, 1AZF-SE		Left Hand Sensor	07.00→01.03	Front	4	34	330	OZA669-EE12	7973
Aygo											
1.0i		1KR-FE			02.05→	Front	4	123	275	OZA659-EE62	7916
1.0i		1KR-FE			02.05→	Rear	4	34	290	OZA659-EE63	7948
Camry											
2.2i 16V	V1/V10	5FSE	Incl.Estate		06.91→08.96	Front	4	34	300	OZA384-E39	0473
3.0i	V20	1MZ-FE			08.96→08.99	Front	4	34	330	OZA669-EE12	7973
3.0i	V20	1MZ-FE			08.99→07.01	Rear	4	34	640	OZA669-EE8	7953
3.0i	V20	1MZ-FE			08.01→12.05	Rear	4	123	315	OZA669-EE10	7970
Carina E											
2.0i 16V	T19	3SFE	Incl. Hatchback + Estate		02.92→10.97	Front	4	34	300	OZA384-E39	0473
2.0 GTi	T19	3SGE		Flange type	04.92→01.96	Front	4	34	338	OZA384-E40	0484
Celica											
1.6 STi	T18	4AFE		Flange type	09.91→10.93	Front	4	34	338	OZA384-E40	0484
2.0i	T20	3S-GER			06.96→08.99	Front	4	34	330	OZA669-EE12	7973
Corolla											
1.3	E10	4E-FE DOHC		Flange Type - 43mm Stud Centre	08.92→09.95	Front	4	34	200	OZA448-E16	1839
1.4i 16V	E11	4ZZ-FE	Incl. Hatchback + Estate		10.99→07.01	Front	4	34	525	OZA447-E41	1739
1.6 Gti	E9	4A-GE			08.87→04.92	Front	4	48	985	OZA447-E30	0449
HiAce											
2.4	H1	2RZE		Flange type	08.89→08.95	Front	4	34	338	OZA384-E40	0484
MR2											
1.8i 16V VVT-i	W3	1ZZ-FE			12.99→	Front	4	34	330	OZA669-EE12	7973
1.8i 16V VVT-i	W3	1ZZ-FE			12.99→	Rear	4	34	640	OZA669-EE8	7953
Picnic											
2.0i	XM10	3S-FE			09.96→05.00	Front	4	34	330	OZA669-EE12	7973

LITRE / MODEL	TYPE	ENGINE TYPE	CHASSIS INFO	GENERAL INFO	DATE	SENSOR POSITION	(W)	(C)	(L)	PART NO.	STOCK NO.
TOYOTA (continued)											
Previa											
2.4	CR	2TZ-FE			10.90→01.94	Front	4	34	392	OZA384-E32	0133
Prius											
1.5i	NHW11	1NZ-FXE			05.00→07.03	Front	4	34	330	OZA669-EE12	7973
RAV 4											
2.0i	SXA1	3S-FE			08.96→07.00	Front	4	34	330	OZA669-EE12	7973
Starlet IV											
1.3i 16V	EP91	4E-FE			01.96→	Front	4	34	275	OZA502-E31	0250
Yaris											
1.0i	CP10	1SZ-FE			01.99→12.02	Front	4	34	640	OZA669-EE8	7953
1.0i	CP10	1SZ-FE			01.99→12.02	Rear	4	34	330	OZA669-EE12	7973
1.0i VVT-i		1KR-FE			01.06→	Front	4	123	275	OZA659-EE62	7916
1.0i VVT-i		1KR-FE			01.06→	Rear	4	34	290	OZA659-EE63	7948
1.3i	CP10	2NZ-FE			09.99→12.02	Front	4	34	330	OZA669-EE12	7973
1.5i	CP10	1NZ-FE			03.01→12.02	Front	4	34	330	OZA669-EE12	7973
Yaris Verso											
1.3i	NC/LP2	2NZ-FE			08.99→11.02	Front	4	34	330	OZA669-EE12	7973
1.5i	NC/LP2	1NZ-FE			03.00→11.02	Front	4	34	330	OZA669-EE12	7973
TVR											
Cerbera											
4.2 V8		TVR V8			96→01	Front	3	55	521	OTD3G-3A1	0453
Chimaera											
4.0 V8		TVR V8			93→01	Front	3	55	521	OTD3G-3A1	0453
Griffith											
4.0 V8		TVR V8			92→01	Front	3	55	521	OTD3G-3A1	0453
VAUXHALL/OPEL											
Agila											
1.0i 12V		Z10XE			06.00→08.03	Front	4	74	520	OZA659-EE28	1610
1.0i 12V		Z10XE			06.00→08.03	Rear	4	74	295	OZA659-EE5	0379
1.2i 16V		Z12XE			06.00→09.04	Front	4	74	600	OZA659-EE51	1995
1.2i 16V		Z12XE			06.00→09.04	Rear	4	74	295	OZA659-EE5	0379



Sensor Position is listed as either FRONT (regulating) for pre-catalyst or REAR (diagnostic) for post-catalyst installation

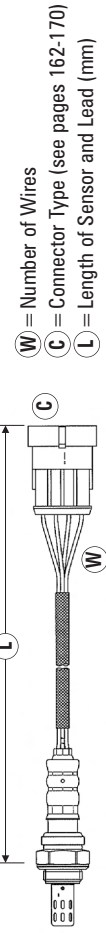


LITRE / MODEL	TYPE	ENGINE TYPE	CHASSIS INFO	GENERAL INFO	DATE	SENSOR POSITION	W	C	L	PART NO.	STOCK NO.
VAUXHALL/OPEL (continued)											
Astra E (Mk2) →1992											
1.3	E	C13N, 13NB			09.84→12.89	Front	1	6	320	OZA401-E6	1882
1.4i	E	C14NZ			01.90→08.91	Front	1	6	320	OZA401-E6	1882
1.6i	E	C16LZ/NZ, E16NZ			09.86→07.94	Front	1	6	320	OZA401-E6	1882
1.8i	E	C18NT, C18NZ			06.85→09.85	Front	3	14	885	OZA446-E6	1861
1.8i	E	C18NE			10.85→08.86	Front	3	14	885	OZA446-E6	1861
1.8i Van	E	C18NT/NZ	Van		08.84→09.92	Front	1	6	320	OZA401-E6	1882
1.8i Van	E	C18NT	Van		08.84→09.92	Front	3	14	885	OZA446-E6	1861
2.0i	E	C20NE	Incl. Estate		03.87→08.91	Front	3	14	885	OZA446-E6	1861
2.0i Convertible	E	C20NE			10.86→02.93	Front	3	14	885	OZA446-E6	1861
2.0i Convertible	E	20NE			10.86→02.93	Front	3	14	885	OZA446-E6	1861
2.0i 16V GSi	E	C20XE, 20XEJ			03.88→08.91	Front	3	14	885	OZA446-E6	1861
Astra F (Mk3) 1992→1998											
1.4i	F	C14NZ OHC	→T2576507, T5076960		09.91→	Front	1	6	320	OZA401-E6	1882
1.4i	F	C14NZ OHC	T2576508, T5076961→		09.91→	Front	1	6	320	OZA401-E6	1882
1.4i	F	14SE, C14SE OHC	→T2576507, T5076960		03.92→03.96	Front	1	6	320	OZA401-E6	1882
1.4i	F	14SE, C14SE OHC	T2576508, T5076961→		03.92→03.96	Front	1	6	320	OZA401-E6	1882
1.4i 16V	F	X14XE DOHC			04.96→	Front	1	6	320	OZA401-E6	1882
1.4i Van	F	C14NZ OHC			03.93→02.98	Front	1	6	320	OZA401-E6	1882
1.6i	F	C16NZ, E16NZ OHC	→T2576507, T5076960		09.91→	Front	1	6	320	OZA401-E6	1882
1.6i	F	C16NT, E16NZ OHC	T2576508, T5076961→		09.91→	Front	1	6	320	OZA401-E6	1882
1.6i	F	C16SE OHC	T2576508, T5076961→		03.92→	Front	1	6	320	OZA401-E6	1882
1.6i	F	C16SE OHC	→T2576507, T5076960		03.92→	Front	1	6	320	OZA401-E6	1882
1.6i	F	X16SZ OHC	T2576508, T5076961→		09.92→03.96	Front	1	6	320	OZA401-E6	1882
1.6i	F	X16SZ OHC	→T2576507, T5076960		09.92→03.96	Front	1	6	320	OZA401-E6	1882
1.6i	F	X16XEL DOHC	→W1285446; W5276825; W7154258		09.95→	Front	1	6	320	OZA401-E6	1882
1.6i	F	X16SZR OHC	→T2576507, T5076960		04.96→	Front	1	6	320	OZA401-E6	1882
1.6i	F	X16SZR OHC	T2576508, T5076961→		04.96→	Front	1	6	320	OZA401-E6	1882
1.6i Van	F	X16SZ OHC			02.93→07.96	Front	1	6	320	OZA401-E6	1882
1.6i Van	F	C16NZ			03.93→02.98	Front	1	6	320	OZA401-E6	1882
Astra F (Mk3) 1992→1998											
1.8i	F	C18NZ OHC	→T2576507, T5076960		09.91→	Front	1	6	320	OZA401-E6	1882
1.8i	F	C18NZ OHC	T2576508, T5076961→		09.91→	Front	1	6	320	OZA401-E6	1882

LITRE / MODEL	TYPE	ENGINE TYPE	CHASSIS INFO	GENERAL INFO	DATE	SENSOR POSITION	(W)	(C)	(L)	PART NO.	STOCK NO.
VAUXHALL/OPEL (continued)											
Astra F (Mk3) 1992→1998											
1.8i 16V	F	C18XE, XEV		Titanium Sensor	09.92→08.95	Front	4	53	828	0TA7H-3C1	1954
1.8i 16V	F	C18XE, XEL, XEV		Titanium Sensor	08.95→	Front	4	53	708	0TA7L-3C3	0442
2.0i	F	C20NE			03.92→09.98	Front	3	14	885	0ZA446-E6	1861
2.0i 16V	F	C20XE			09.91→01.98	Front	3	14	885	0ZA446-E6	1861
2.0i 16V	F	X20XEV		Titanium Sensor	01.95→07.95	Front	4	53	828	0TA7H-3C1	1954
2.0i 16V	F	X20XEV		Titanium Sensor	08.95→	Front	4	53	708	0TA7L-3C3	0442
2.0i 16V Estate	F	C20XE			03.93→01.98	Front	3	14	885	0ZA446-E6	1861
2.0i Convertible	F	C20NE			03.93→10.94	Front	3	14	885	0ZA446-E6	1861
2.0i CC	F	C20NE			09.91→01.98	Front	3	14	885	0ZA446-E6	1861
2.0i Estate	F	C20NE			09.91→07.94	Front	3	14	885	0ZA446-E6	1861
Astra G (Mk4) 1998→2004											
1.2i 16V	G	X12XE	Incl. Estate		02.98→09.00	Front	4	72	510	0ZA447-E26	0405
1.2i 16V	G	Z12XE	Incl. Saloon/Estate		07.00→08.05	Front	4	74	520	0ZA659-EE28	1610
1.2i 16V	G	Z12XE	Incl. Saloon/Estate		09.00→08.05	Rear	4	74	295	0ZA659-EE5	0379
1.4i 16V	G	X14XE			03.98→	Front	4	42	320	0ZA448-E49	0404
1.4i 16V	G	Z14XE	Incl. Convertible/Saloon/Estate		09.98→09.00	Front	4	74	290	0ZA660-EE3	5656
1.4i 16V	G	Z14XE	Incl. Convertible/Saloon/Estate		09.00→01.04	Front	4	72	515	0ZA660-EE7	5681
1.4i 16V	G	Z14XE	Incl. Convertible/Saloon/Estate		09.00→01.04	Rear	4	74	290	0ZA660-EE3	5656
1.6i 8V	G	X16SZR	Incl. Convertible, Estate, Van		09.98→09.00	Front	1	6	320	0ZA401-E6	1882
1.6i 8V	G	Z16SE			09.00→01.04	Front	4	74	285	0ZA660-EE13	5706
1.6i 8V	G	Z16SE	→ 12 999 999, → 18 999 999	Incl. Convertible, Estate, Van	09.00→01.04	Rear	4	74	285	0ZA660-EE13	5706
1.6i 8V	G	Z16SE	22 00 002→, 2H 000 001→	Incl. Convertible, Estate, Van	09.00→01.04	Rear	4	74	290	0ZA660-EE3	5656
1.6i DualFuel	G	Z16YNG		Estate Only	03.03→06.04	Front	4	72	515	0ZA660-EE7	5681
1.6i DualFuel	G	Z16YNG	→ 12 999 999, → 1H 999 999	Estate Only	03.03→06.04	Rear	4	72	535	0ZA660-EE10	5695
1.6i DualFuel	G	Z16YNG	22 00 002→, 2H 000 001→	Estate Only	09.02→06.04	Rear	4	74	290	0ZA660-EE3	5656
1.6i 16V	G	X16XEL			03.98→	Front	4	42	320	0ZA448-E49	0404
1.6i 16V	G	X16XEL	Incl. Convertible/Saloon/Estate		03.98→09.00	Front	4	74	290	0ZA660-EE3	5656
1.6i 16V	G	Z16XE			03.01→08.05	Front	4	72	515	0ZA660-EE7	5681
1.6i 16V Convertible	G	Z16XE	→ 12 999 999, → 18 999 999		03.01→08.05	Rear	4	72	655	0ZA660-EE10	5695
Astra G (Mk4) 1998→2004											
1.6i 16V Convertible	G	Z16XE	22 000 001 →, 28 000 001 →		03.01→08.05	Rear	4	74	290	0ZA660-EE3	5656
1.8i 16V	G	X18XE, XE1	Incl. Estate	Titanium Sensor	09.98→09.00	Front	4	53	770	0TA7N-5A2	1938



Sensor Position is listed as either FRONT (regulating) for pre-catalyst or REAR (diagnostic) for post-catalyst installation



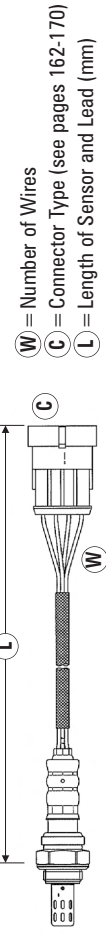
W = Number of Wires
 C = Connector Type (see pages 162-170)
 L = Length of Sensor and Lead (mm)

LITRE / MODEL	TYPE	ENGINE TYPE	CHASSIS INFO	GENERAL INFO	DATE	SENSOR POSITION	W	C	L	PART NO.	STOCK NO.
VAUXHALL/OPEL (continued)											
Astra G (Mk4) 1998→2004											
1.8i 16V	G	Z18XE		Manual Transmission Only	01.00→	Front	4	74	741	OZA334-SZ1	0485
1.8i 16V	G	Z18XE		Auto Transmission Only	01.00→	Front	4	74	571	OZA334-SZ2	0496
1.8i 16V	G	Z18XE			01.00→	Rear	4	74	401	OZA334-SZ3	0407
1.8 16V	G	Z18XE	Incl. Convertible/Saloon/Estate		08.01→08.05	Front	4	74	741	OZA334-SZ1	0485
1.8i 16V Coupe	G	X18XE1		Titania Sensor	03.00→10.00	Front	4	53	770	0TA7N-5A2	1938
2.0i 16V	G	X20XEV		Titania Sensor	03.99→	Front	4	53	620	0TA7N-5A1	1920
2.0i SRI Turbo	G	Z20LET			04.02→08.05	Front	4	74	520	OZA659-EE28	1610
2.0i Turbo Coupe	G	Z20LET			07.00→08.05	Front	4	74	520	OZA659-EE28	1610
2.2i 16V	G	Z22SE	Incl. Convertible		05.99→12.00	Front	4	86	660	OZA531-GM1	1862
2.2i 16V	G	Z22SE			01.01→	Front	4	86	607	OZA531-GM6	1869
2.2i 16V	G	Z22SE		Auto Transmission Only	05.01→	Rear	4	74	1245	OZA531-GM2	1863
2.2i 16V	G	Z22SE		Manual Transmission Only	05.01→	Rear	4	74	1115	OZA531-GM3	1864
Astra H (Mk 5) 2004→											
1.3 CDTi	H	Z13DTH		Diesel	04.05→	Front	5	91	990	LZA15-GM1	0032
1.8i 16V	H	Z18XE (123bhp Non VVT Model)	Incl. Estate		05.04→05.06	Front	4	74	741	OZA334-SZ1	0485
1.8i 16V	H	Z18XE (123bhp Non VVT Model)	Incl. Estate		05.04→05.06	Rear	4	74	271	OZA334-SZ4	0418
1.8i 16V	H	Z18XER (140bhp VVT Model)			06.06→	Front	4	74	471	OZA334-SZ5	1705
1.8i 16V	H	Z18XER (140bhp VVT Model)			06.06→	Rear	4	74	471	OZA334-SZ6	1706
1.8i 16V Twin Top	H	Z18XER (140bhp VVT Model)			01.06→	Front	4	74	471	OZA334-SZ5	1705
1.8i 16V Twin Top	H	Z18XER (140bhp VVT Model)			01.06→	Rear	4	74	471	OZA334-SZ6	1706
2.0i 16V Turbo	H	Z20LEL (170bhp)	Incl. Estate		05.04→	Front	4	74	520	OZA659-EE28	1610
2.0i 16V Turbo	H	Z20LER (200bhp)	Incl. Estate		05.04→	Front	4	74	520	OZA659-EE28	1610
2.0i 16V VXR	H	Z20LEH (240bhp)			04.05→	Front	4	74	520	OZA659-EE28	1610
Calibra											
2.0i	A	C20NE			06.90→07.97	Front	3	14	885	OZA446-E6	1861
2.0i 4x4	A	C20NE			06.90→07.97	Front	3	14	885	OZA446-E6	1861
2.0i 16V	A	C20XE	→P1000345, N9999999		06.90→02.94	Front	3	14	885	OZA446-E6	1861
2.0i 16V	A	X20XEV		Titania Sensor	03.94→12.95	Front	4	53	828	0TA7H-3C1	1954
2.0i 16V	A	X20XEV		Titania Sensor	01.96→04.97	Front	4	53	708	0TA7L-3C3	0442
2.0i 16V 4x4	A	C20XE	→P1000345, N9999999		06.90→02.94	Front	3	14	885	OZA446-E6	1861
2.0i 16V Turbo	A	C20LET			03.92→03.97	Front	3	14	1220	OZA446-E3	1866
2.5i V6	A	C25XE, X25XE			04.93→07.97	Front	3	14	885	OZA446-E6	1861

LITRE / MODEL	TYPE	ENGINE TYPE	CHASSIS INFO	GENERAL INFO	DATE	SENSOR POSITION	(W)	(C)	(L)	PART NO.	STOCK NO.
VAUXHALL/OPEL (continued)											
Carlton											
2.0i	A	2.0NE, C2.0NE OHC			09.86→03.94	Front	3	14	1220	OZA4446-E3	1866
2.0i	A	C2.0NEF			09.90→03.94	Front	3	14	1220	OZA4446-E3	1866
2.6i	A	C2.6NE			09.90→03.94	Front	3	14	885	OZA4446-E6	1861
3.0i	A	C3.0LE			03.87→12.87	Front	3	14	885	OZA4446-E6	1861
3.0i 3000	A	C3.0NE			03.88→03.94	Front	3	14	885	OZA4446-E6	1861
3.0i 3000 24V	A	C3.0SEJ			09.89→03.94	Front	3	14	885	OZA4446-E6	1861
3.0i 3000 24V	A	C3.0SE			09.89→03.94	Front	3	14	885	OZA4446-E6	1861
3.0i Estate	A	C3.0NE			01.88→03.94	Front	3	14	885	OZA4446-E6	1861
Cavalier											
1.6i	A	C1.6NZ, E1.6NZ OHC			09.88→08.95	Front	1	6	320	OZA401-E6	1882
1.6i	A	X1.6SZ OHC			09.93→08.95	Front	1	6	320	OZA401-E6	1882
1.8i	A	C1.8NZ OHC			03.90→08.95	Front	1	6	320	OZA401-E6	1882
1.8i 16V	A	X1.8XE1		Titanium Sensor	09.95→12.95	Front	4	53	828	0TA7H-3C1	1954
2.0i	A	C2.0NE			09.88→08.95	Front	3	14	885	OZA4446-E6	1861
2.0i	A	2.0NE			09.88→10.90	Front	3	14	885	OZA4446-E6	1861
2.0i 16V	A	2.0XEJ			09.89→06.94	Front	3	14	885	OZA4446-E6	1861
2.0i 16V	A	C2.0XE			02.90→08.95	Front	3	14	885	OZA4446-E6	1861
2.0i 16V	A	X2.0XEV		Titanium Sensor	03.93→12.95	Front	4	53	828	0TA7H-3C1	1954
2.0i 16V 4x4	A	2.0XEJ			09.89→10.90	Front	3	14	885	OZA4446-E6	1861
2.0i 16V 4x4	A	C2.0XE			02.90→08.92	Front	3	14	885	OZA4446-E6	1861
2.0i 4x4	A	C2.0NE			01.89→08.95	Front	3	14	885	OZA4446-E6	1861
2.0i 4x4	A	2.0NE			01.89→10.90	Front	3	14	885	OZA4446-E6	1861
Combo											
1.2i		X1.2SZ OHC			03.94→	Front	1	6	320	OZA401-E6	1882
1.2i		1.2NZ, C1.2NZ OHC			07.94→	Front	1	6	320	OZA401-E6	1882
1.4i		C1.4NZ OHC			07.94→03.96	Front	1	6	320	OZA401-E6	1882
1.4i		C1.4SE OHC			07.94→	Front	1	6	320	OZA401-E6	1882
1.4i		X1.4SZ			04.96→	Front	1	6	320	OZA401-E6	1882
1.6i		Z1.6SE			10.01→08.04	Front	4	74	290	OZA660-EE3	5656
1.6i		Z1.6SE			10.01→08.04	Rear	4	74	290	OZA660-EE3	5656
Corsa B →2000											
1.0i 12V	B	X1.0XE			03.97→09.00	Front	4	72	510	OZA447-E26	0405
1.2i	B	1.2NZ, C1.2NZ OHC			03.93→	Front	1	6	320	OZA401-E6	1882



Sensor Position is listed as either FRONT (regulating) for pre-catalyst or REAR (diagnostic) for post-catalyst installation



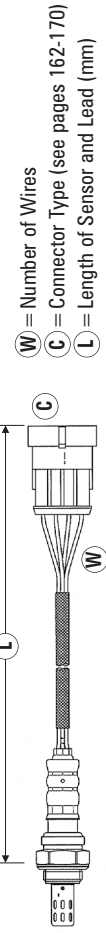
W = Number of Wires
 C = Connector Type (see pages 162-170)
 L = Length of Sensor and Lead (mm)

LITRE / MODEL	TYPE	ENGINE TYPE	CHASSIS INFO	GENERAL INFO	DATE	SENSOR POSITION	W	C	L	PART NO.	STOCK NO.
VAUXHALL/OPEL (continued)											
Corsa B →2000											
1.2i	B	X12SZ OHC			03.94→	Front	1	6	320	OZA401-E6	1882
1.2i 16V	B	X12XE			09.97→09.00	Front	4	72	510	OZA447-E26	0405
1.4i 8V	B	C14NZ			03.93→03.96	Front	1	6	320	OZA401-E6	1882
1.4i 8V	B	C14SE			03.93→	Front	1	6	320	OZA401-E6	1882
1.4i 8V	B	X14SZ	Incl. Van		04.96→	Front	1	6	320	OZA401-E6	1882
1.4i 16V	B	X14XE DOHC	S3000001→		09.94→	Front	1	6	320	OZA401-E6	1882
1.6i 16V	B	C16XE, X16XE DOHC	S3000001→		03.93→	Front	1	6	320	OZA401-E6	1882
Corsa C 2000→2006											
1.0i 12V	C	Z10XE			10.00→08.03	Front	4	74	420	OZA659-EE7	0381
1.0i 12V	C	Z10XE			10.00→08.03	Rear	4	74	295	OZA659-EE5	0379
1.2i 16V	C	Z12XE	Incl. Van		10.00→08.04	Front	4	74	520	OZA659-EE28	1610
1.2i 16V	C	Z12XE	→13025250 / 14177496 Incl. Van		10.00→08.04	Rear	4	74	295	OZA659-EE5	0379
1.2i 16V	C	Z12XE	13025251 / 14177497→ Incl. Van		09.00→08.04	Rear	4	74	270	OZA659-EE39	1626
1.2i 16V DualFuel	C	Z12XE LPG	Incl. Van		06.03→08.04	Front	4	74	520	OZA659-EE28	1610
1.2i 16V DualFuel	C	Z12XE LPG	Incl. Van		06.03→08.04	Rear	4	74	295	OZA659-EE5	0379
1.2i 16V DualFuel	C	Z12XE LPG	Incl. Van		09.00→08.04	Rear	4	74	270	OZA659-EE39	1626
1.3 CDTI	C	Z13DTH			04.06→01.07	Front	5	91	860	LZA15-GM3	1728
1.4i	C	Z14XE			09.00→08.03	Front	4	72	515	OZA660-EE7	5681
1.4i	C	Z14XE	→23000001 / 16999999		09.00→08.03	Rear	4	72	655	OZA660-EE10	5695
1.4i	C	Z14XE	23000001 / 17000000 →		09.00→08.03	Rear	4	74	290	OZA660-EE3	5656
1.8i 16V	C	Z18XE			09.01→08.05	Front	4	74	741	OZA334-SZ1	0485
1.8i 16V	C	Z18XE			01.01→	Rear	4	74	271	OZA334-SZ4	0418
Corsa D 2006→											
1.3 CDTI	C	Z13DTH			07.06→	Front	5	91	860	LZA15-GM3	1728
Frontera											
2.0i	A	C20NE			09.91→08.95	Front	3	14	1220	OZA446-E3	1866
2.0i	A	X20SE OHC			02.95→08.98	Front	3	14	422	OZA446-E40	0193
2.2i 16V	A	X22XE DOHC			02.95→08.98	Front	3	14	422	OZA446-E40	0193
2.4i	A	C24NE			09.91→08.95	Front	3	14	1220	OZA446-E3	1866
Meriva											
1.6i		Z16SE			03.03→09.05	Front	4	74	290	OZA660-EE3	5656
1.6i		Z16SE			03.03→09.05	Rear	4	74	290	OZA660-EE3	5656

LITRE / MODEL	TYPE	ENGINE TYPE	CHASSIS INFO	GENERAL INFO	DATE	SENSOR POSITION	(W)	(C)	(L)	PART NO.	STOCK NO.
VAUXHALL/OPEL (continued)											
Meriva											
1.6i 16V		Z16XE			05.03→01.06	Front	4	72	515	0ZA660-EE7	5681
1.6i 16V		Z16XE			05.03→01.06	Rear	4	74	290	0ZA660-EE3	5656
1.8i 16V		Z18XE			04.03→	Front	4	74	741	0ZA334-SZ1	0485
Nova											
1.2i	A	C12NZ OHC			09.90→03.93	Front	1	6	320	0ZA401-E6	1882
1.3i	A	C13N			09.85→03.93	Front	1	6	320	0ZA401-E6	1882
1.4i	A	C14NZ			01.90→03.93	Front	1	6	320	0ZA401-E6	1882
1.6 GSi	A	E16SE			05.88→03.92	Front	3	14	885	0ZA446-E6	1861
1.6i	A	C16NZ, E16NZ			04.89→03.93	Front	1	6	320	0ZA401-E6	1882
1.6 GSi	A	C16SEI			09.89→03.93	Front	3	14	885	0ZA446-E6	1861
1.6 GSi	A	C16SEI			02.92→03.93	Front	3	14	885	0ZA446-E6	1861
Omega											
2.0i	B	X20SE OHC			01.94→	Front	3	14	422	0ZA446-E40	0193
2.0i	B	X20SE OHC		Auto Transmission Only	01.94→	Front	3	14	225	0ZA446-E41	0128
2.0i 16V	B	X20XEV			01.94→02.95	Front	4	53	338	0TA7H-3C2	0420
2.0i 16V	B	X20XEV			02.95→	Front	4	53	338	0TA7L-3C4	0431
2.0i 16V	B	X20XEV			03.99→	Front	4	53	620	0TA7N-5A1	1920
2.2 16V	B	Y22XE, Z22XE			10.99→	Front	4	74	571	0ZA334-SZ2	0496
2.2 16V	B	Y22XE, Z22XE	Incl. Estate		10.99→09.04	Front	4	74	741	0ZA334-SZ1	0485
2.2 16V	B	Y22XE, Z22XE			10.99→	Rear	4	74	401	0ZA334-SZ3	0407
2.5i 24V	B	X25XE DOHC V6			01.94→08.94	Front	3	14	422	0ZA446-E40	0193
2.6i 24V	B	Y26SE DOHC V6	Incl. Estate		09.00→09.04	Front	4	74	270	0ZA659-EE39	1626
2.6i 24V	B	Y26SE DOHC V6	Incl. Estate		09.00→09.04	Rear	4	74	270	0ZA659-EE39	1626
2.6i 24V	B	Y26SE DOHC V6	Incl. Estate		09.00→09.04	Front	4	74	600	0ZA659-EE51	1995
3.0i 24V	B	X30XE DOHC V6			01.94→08.94	Front	3	14	422	0ZA446-E40	0193
3.0i 24V	B	X30XE DOHC V6			01.94→	Front	3	14	422	0ZA446-E40	0193
3.0i 24V	B	Y32SE			09.00→09.04	Front	4	74	600	0ZA659-EE51	1995
Senator											
2.6i	B	C26NE			09.90→09.93	Front	3	14	885	0ZA446-E6	1861
3.0i	B	C30LE	→M1000000		09.87→09.93	Front	3	14	885	0ZA446-E6	1861
3.0i	B	C30NE			01.88→09.93	Front	3	14	885	0ZA446-E6	1861
3.0i 24V	B	C30SE	→M1000000		09.89→09.93	Front	3	14	885	0ZA446-E6	1861



Sensor Position is listed as either FRONT (regulating) or REAR (diagnostic) for pre-catalyst or post-catalyst installation

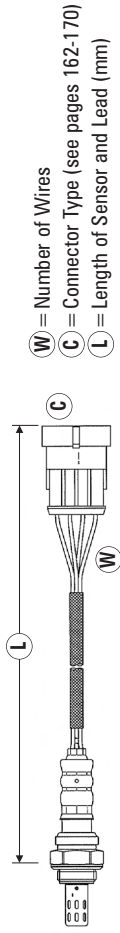


LITRE / MODEL	TYPE	ENGINE TYPE	CHASSIS INFO	GENERAL INFO	DATE	SENSOR POSITION	W	C	L	PART NO.	STOCK NO.
VAUXHALL/OPEL (continued)											
Signum											
1.8i 16V		Z18XER			09.05→	Front	4	74	471	OZA334-SZ5	1705
1.8i 16V		Z18XER			09.05→	Rear	4	74	471	OZA334-SZ6	1706
2.0i 16V Turbo		Z20NET			05.03→	Front	4	87	1465	OZA531-GM16	1891
3.2i 24V		Y32SE Ecotec			05.03→09.05	Front	4	74	270	OZA659-EE39	1626
3.2i 24V		Y32SE Ecotec			05.03→09.05	Rear	4	74	270	OZA659-EE39	1626
Sintra											
2.2i 16V		X22XE			11.96→04.99	Front	3	14	885	OZA446-E6	1861
3.0i 24V		X30XE DOHC V6			09.96→	Front	3	14	422	OZA446-E40	0193
Tigra →2001											
1.4i 16V		X14XE DOHC	S3000001→		09.94→	Front	1	6	320	OZA401-E6	1882
1.6i 16V		X16XE DOHC	S3000001→		09.94→	Front	1	6	320	OZA401-E6	1882
Tigra 2004→											
1.8 Twin Top		Z18XE			05.04→	Front	4	74	741	OZA334-SZ1	0485
Vectra B →2002											
1.6i	B	X16SZR OHC			09.95→	Front	1	6	320	OZA401-E6	1882
1.6i 16V	B	X16XEL DOHC	→W1285446, W5276825, W7154258	Single Wire Sensor	09.95→	Front	1	6	320	OZA401-E6	1882
1.6i 16V	B	X16XEL DOHC	W1285447, W5276826, W7154259→	4 Wire Sensor	09.95→	Front	4	42	320	OZA448-E49	0404
1.6i 16V	B	Y16XE, Z16XE	Incl. Saloon/Estate		09.99→08.01	Front	4	72	770	OZA660-EE4	5658
1.6i 16V	B	Y16XE, Z16XE	Incl. Saloon/Estate		09.99→04.02	Rear	4	72	655	OZA660-EE10	5695
1.8i 16V	B	X18XE, X18XE1			10.95→09.00	Front	4	53	770	0TA7N-5A2	1938
1.8i 16V	B	X18XE, X18XE1			01.96→09.00	Front	4	53	708	0TA7L-3C3	0442
1.8i 16V	B	Z18XE	Incl. Saloon/Estate		09.00→08.01	Front	4	74	741	OZA334-SZ1	0485
1.8i 16V	B	Z18XE		Manual Transmission Only	01.00→	Front	4	74	741	OZA334-SZ1	0485
1.8i 16V	B	Z18XE		Auto Transmission Only	01.00→	Front	4	74	571	OZA334-SZ2	0496
1.8i 16V	B	Z18XE			01.00→	Rear	4	74	401	OZA334-SZ3	0407
2.0i 16V	B	X20XE			01.96→02.99	Front	4	53	708	0TA7L-3C3	0442
2.0i 16V	B	X20XE		708mm Lead Length	03.99→	Front	4	53	620	0TA7N-5A1	1920
2.2i 16V	B	Z22SE		620mm Lead Length	10.00→	Front	4	86	607	OZA531-GM6	1869
2.2i 16V	B	Z22SE		Auto Transmission Only	05.01→	Rear	4	74	1245	OZA531-GM2	1863
2.2i 16V	B	Z22SE		Manual Transmission Only	05.01→	Rear	4	74	1115	OZA531-GM3	1864
2.5i V6	B	X25XE DOHC	Incl. Saloon/Estate		10.95→09.00	Front	3	14	885	OZA446-E6	1861
2.5i V6	B	X25XE DOHC			10.95→09.00	Rear	3	14	422	OZA446-E40	0193

LITRE /MODEL	TYPE	ENGINE TYPE	CHASSIS INFO	GENERAL INFO	DATE	SENSOR POSITION	(W)	(C)	(L)	PART NO.	STOCK NO.
VAUXHALL/OPEL (continued)											
Vectra C 2002→											
1.6i 16V	C	Z16XE			09.01→07.05	Front	4	72	515	OZA660-EE7	5681
1.6i 16V	C	Z16XE			09.01→07.05	Rear	4	74	290	OZA660-EE3	5656
1.8i 16V	C	Z18XE (123bhp Non VVT Model)	Incl. Saloon/Estate		03.02→10.05	Front	4	74	741	OZA334-SZ1	0485
1.8i 16V	C	Z18XE (123bhp Non VVT Model)	Incl. Saloon/Estate		03.02→10.05	Rear	4	74	271	OZA334-SZ4	0418
1.8i 16V	C	Z18XER (140bhp VVT Model)	Incl. Saloon/Estate		11.05→	Front	4	74	471	OZA334-SZ5	1705
1.8i 16V	C	Z18XER (140bhp VVT Model)	Incl. Saloon/Estate		11.05→	Rear	4	74	471	OZA334-SZ6	1706
1.8i 16V DualFuel	C	X18XE LPG	Incl. Saloon/Estate		01.03→07.06	Front	4	74	741	OZA334-SZ1	0485
2.0i 16V Turbo	C	Z20NET			01.03→	Front	4	49	355	OZA575-GM2	1896
2.0i 16V Turbo	C	Z20NET			03.03→	Rear	4	87	1465	OZA531-GM16	1891
2.2i 16V	C	Z22SE			04.02→	Front	4	86	312	OZA583-GM1	1753
2.2i 16V	C	Z22SE			04.02→08.04	Rear	4	74	1465	OZA531-GM22	1892
2.2i 16V	C	Z22SE			09.04→	Rear	4	74	1485	OZA531-GM24	0055
3.2i V6	C	Z32 SE Ecotec	Incl. Saloon & Estate		08.02→09.05	Front	4	74	270	OZA659-EE39	1626
3.2i V6	C	Z32 SE Ecotec	Incl. Saloon & Estate		08.02→09.05	Rear	4	74	270	OZA659-EE39	1626
VX 220											
2.0i Turbo		Z20LET (200bhp)			12.02→09.05	Front	4	74	520	OZA659-EE28	1610
2.2i 16V		Z22SE			05.99→12.00	Front	4	86	660	OZA531-GM1	1862
2.2i 16V		Z22SE			01.01→	Front	4	86	607	OZA531-GM6	1869
2.2i 16V		Z22SE		Auto Transmission Only	05.01→	Rear	4	74	1245	OZA531-GM2	1863
2.2i 16V		Z22SE		Manual Transmission Only	05.01→	Rear	4	74	1115	OZA531-GM3	1864
Zafira 1999→2005											
1.6i 16V	A	X16XEL	22 000 001 →, 2H 000 001 →		04.99→08.99	Front	4	74	290	OZA660-EE3	5656
1.6i 16V	A	X16XEL			03.99→	Front	4	42	320	OZA448-E49	0404
1.6i 16V	A	Z16XE			09.99→07.05	Front	4	72	515	OZA660-EE7	5681
1.6i 16V	A	Z16XE	→ 12 999 999, → 1H 999 999		09.99→07.05	Rear	4	72	655	OZA660-EE10	5695
1.6i 16V	A	Z16XE	22 000 001 →, 2H 000 001 →		09.99→07.05	Rear	4	74	290	OZA660-EE3	5656
1.6i 16V DualFuel	A	Z16VNG	→ 12 999 999, → 1H 999 999		09.01→07.05	Front	4	72	515	OZA660-EE7	5681
1.6i 16V DualFuel	A	Z16VNG	→ 12 999 999, → 1H 999 999		09.01→07.05	Rear	4	72	655	OZA660-EE10	5695
1.6i 16V DualFuel	A	Z16VNG	22 000 001 →, 2H 000 001 →		09.01→07.05	Rear	4	74	290	OZA660-EE3	5656
1.8i 16V	A	X18XE1		Titanium Sensor	03.99→09.00	Front	4	53	770	OTA7N-5A2	1938
1.8i 16V	A	Z18XE		Manual Transmission Only	10.00→06.05	Front	4	74	741	OZA334-SZ1	0485
1.8i 16V	A	Z18XE		Auto Transmission Only	10.00→06.05	Front	4	74	571	OZA334-SZ2	0496



Sensor Position is listed as either FRONT (regulating) for pre-catalyst or REAR (diagnostic) for post-catalyst installation

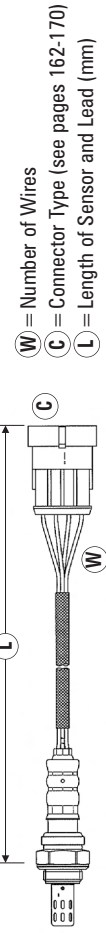


LITRE / MODEL	TYPE	ENGINE TYPE	CHASSIS INFO	GENERAL INFO	DATE	SENSOR POSITION	W	C	L	PART NO.	STOCK NO.
VAUXHALL/OPEL (continued)											
Zafira 1999→2005											
1.8i 16V	A	Z18XE			10.00→	Rear	4	74	401	OZA334-SZ3	0407
2.0i GSi Turbo	A	Z20LET			10.01→06.05	Front	4	74	520	OZA659-EE28	1610
2.2i 16V	A	Z22SE			05.99→12.00	Front	4	86	660	OZA531-GM1	1862
2.2i 16V	A	Z22SE			01.01→	Front	4	86	607	OZA531-GM6	1869
2.2i 16V	A	Z22SE		Auto Transmission Only	05.01→	Rear	4	74	1245	OZA531-GM2	1863
2.2i 16V	A	Z22SE		Manual Transmission Only	05.01→	Rear	4	74	1115	OZA531-GM3	1864
Zafira 2005→											
1.8i 16V	B	Z18XER			07.05→	Front	4	74	471	OZA334-SZ5	1705
1.8i 16V	B	Z18XER			07.05→	Rear	4	74	471	OZA334-SZ6	1706
2.0i Turbo	B	Z20LER (200bhp)			07.05→	Front	4	74	520	OZA659-EE28	1610
2.0i Turbo	B	Z20LEH (240bhp)			07.05→	Front	4	74	520	OZA659-EE28	1610
VOLKSWAGEN											
Beetle											
1.4i 16V	9C1,1C1	BCA			11.01→	Rear	4	65	575	OZA659-EE23	0397
1.4i 16V Convertible	1Y7	BCA			01.03→	Rear	4	65	575	OZA659-EE23	0397
1.6i	9C1,1C1	AYD, BFS	Incl. Convertible. 1Y7		09.00→	Rear	4	65	560	OZA659-EE14	0388
1.6i	9C1,1C1	APF			05.99→06.05	Rear	4	65	700	OZA659-EE33	1617
1.8i T	9C1,1C1	AVC, APH	1C-Y-400 001/9C-Y-600 001→		10.99→05.01	Rear	4	65	545	OZA659-EE19	0393
1.8i T Convertible	1Y7	AWU		150bhp / 110kW	01.04→	Rear	4	64	975	OZA659-EE1	0375
2.0i	9C1,1C1	AQY, APK, AEG		115bhp / 85kW	01.00→06.05	Front	4	64	975	OZA659-EE1	0375
2.0i	9C1,1C1	AQY, APK, AEG, AZG	1C-X-460 001/9C-X-645 561→		01.00→06.05	Rear	4	65	490	OZA659-EE18	0392
2.0i	9C1,1C1	AZJ			08.00→06.05	Rear	4	65	505	OZA659-EE38	1625
2.0i Convertible	1Y7	BDC, BGD			01.03→	Rear	4	65	490	OZA659-EE18	0392
2.0i Convertible	1Y7	AZJ			01.03→	Rear	4	65	505	OZA659-EE38	1625
Bora											
1.4i 16V	1J2	BCA	Incl. Estate 1J6		10.01→05.05	Rear	4	65	575	OZA659-EE23	0397
1.6i	1J2	APF	Incl. Estate 1J6		05.99→09.00	Rear	4	65	700	OZA659-EE33	1617
1.6i	1J2	AVU, BFQ	Incl. Estate 1J6		09.00→	Rear	4	65	560	OZA659-EE14	0388
1.6i	1J2	AEH, AKL	1J-X-260 001→ Incl. Estate 1J6		02.99→04.01	Front	4	64	1135	OZA659-EE25	0399
1.6i 16V	1J2	ATN			05.00→	Front	5	92	810	LZA11-V4	1842

LITRE / MODEL	TYPE	ENGINE TYPE	CHASSIS INFO	GENERAL INFO	DATE	SENSOR POSITION	(W)	(C)	(L)	PART NO.	STOCK NO.
VOLKSWAGEN (continued)											
Bora											
1.6i 16V	1J2	ATN			07.99→	Rear	4	65	541	OZA510-V4	0424
1.6i 16V	1J2	AUS			05.00→	Front	5	92	810	LZA11-V4	1842
1.6i 16V	1J2	AUS			07.99→	Rear	4	65	541	OZA510-V4	0424
1.6i 16V	1J2	AZD			05.00→	Front	5	92	810	LZA11-V4	1842
1.6i 16V	1J2	AZD			07.99→	Rear	4	65	541	OZA510-V4	0424
1.6i 16V	1J2	BCB			05.00→	Front	5	92	810	LZA11-V4	1842
1.6i 16V Estate	1J2	ATN, AUS, AZD, BCB			02.00→	Front	5	92	810	LZA11-V4	1842
1.8i 20V	1J2	AGN	Incl. 4Motion		09.98→	Front	4	64	620	OZA447-E18	0281
1.8i 20V	1J2	BAF			08.01→05.05	Rear	4	65	545	OZA659-EE19	0393
2.0i	1J2	AQY, APK	Incl. Estate 1J6		10.98→05.05	Front	4	64	975	OZA659-EE1	0375
2.0i	1J2	APK, AQY, AZJ, AZG	Incl. Estate 1J6		10.98→05.05	Rear	4	65	490	OZA659-EE18	0392
2.0i	1J2	AZJ, AZG	Incl. Estate 1J6		05.01→05.05	Rear	4	65	505	OZA659-EE38	1625
2.0i 4 Motion	1J2	AZJ, AZH	Incl. Estate 1J6		05.01→05.05	Rear	4	65	740	OZA659-EE11	0385
2.3 V5	1J2	AGZ	Incl. 4Motion + Estate		09.98→	Front	4	64	700	OZA447-E32	0471
Bus											
2.1		MV, SR, SS			08.85→07.92	Front	3	19	975	OZA446-E2	1855
Caddy											
1.4i 16V		BUD			05.06→	Front	4	84	511	OZA629-V3	1720
1.6i		AEE			06.96→	Front	4	36	517	OZA447-E13	0183
1.6i		AEE			06.97→	Front	4	48	550	OZA447-E16	0259
1.8i		JH			08.85→07.92	Front	1	3	472	OZA401-E2	1802
Caddy II											
1.4i		AEX			11.95→	Front	4	48	720	OZA447-E31	0460
1.4i		AUD	9K...1.518 701→		11.00→05.02	Rear	4	65	480	OZA659-EE32	1614
Caddy III											
1.6i		BGU			06.04→	Front	5	92	680	LZA07-V2	1868
California											
2.0		AAC	→ T200 000		09.90→12.95	Front	3	46	545	OZA446-E51	0215
2.0		AAC	T200 001 →		01.96→	Front	3	14	1220	OZA446-E3	1866
2.5		AAF, ACU	→ T200 000	Incl. Synchro models	11.90→12.93	Front	3	46	335	OZA446-E53	0237
Caravelle											
2.0		AAC	→ T200 000		09.90→12.95	Front	3	46	545	OZA446-E51	0215
2.5		AAF, ACU	→ T200 000	Incl. Synchro models	11.90→12.93	Front	3	46	335	OZA446-E53	0237



Sensor Position is listed as either FRONT (regulating) for pre-catalyst or REAR (diagnostic) for post-catalyst installation



W = Number of Wires

C = Connector Type (see pages 162-170)

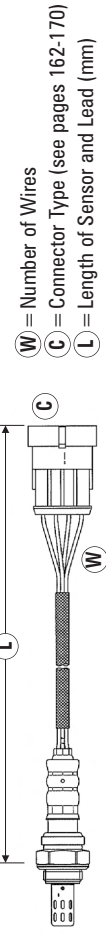
L = Length of Sensor and Lead (mm)

LITRE / MODEL	TYPE	ENGINE TYPE	CHASSIS INFO	GENERAL INFO	DATE	SENSOR POSITION	W	C	L	PART NO.	STOCK NO.
VOLKSWAGEN (continued)											
Corrado											
1.8 G60		PG	→ 50-K-015 000	Non Catalyst	09.88→06.89	Front	3	18	970	OZA4446-E15	1848
1.8 G60		PG	→ 50 K-011 579	+ Catalyst, Match plug/lead, refer to OE No.	09.88→06.89	Front	3	18	970	OZA4446-E15	1848
1.8 G60		PG		+ Catalyst, Match plug/lead, refer to OE No.	09.88→09.93	Front	3	46	430	OZA4446-E52	0226
2.0		9A			08.91→	Front	3	46	430	OZA4446-E52	0226
2.0		2E, ADY	→ 50-S-000 719		04.93→10.94	Front	4	36	585	OZA572-E13	0254
2.9 VR6		ABV	→ 50-S-000 719		08.91→10.94	Front	4	36	585	OZA572-E13	0254
2.9 VR6		ABV		Non Catalyst	08.91→10.94	Front	4	36	1075	OZA527-E36	1993
Fox											
1.2i		BMD			04.05→	Front	4	64	600	OZA532-V4	0006
1.2i		BMD			04.05→	Rear	4	65	321	OZA510-11	1808
Golf Cabriolet											
1.8	1E7	JH			08.83→08.93	Front	1	3	472	OZA401-E2	1802
1.8	1E7	2H			08.89→08.93	Front	4	17	583	OZA446-E42	0150
1.8	1E7	AAM	→ 1E-S-012 000		09.93→11.94	Front	2	4	480	OZA401-E4	1822
1.8	1E7	AAM		Auto Transmission Only	09.93→	Front	4	17	583	OZA446-E42	0150
1.8	1E7	AAM	1E-S-024 274 →		03.95→07.95	Front	4	48	520	OZA448-E31	0151
1.8	1E7	ABS	→ 1E-S-012 000		09.93→11.94	Front	2	4	480	OZA401-E4	1822
1.8	1E7	ABS		Auto Transmission Only	09.93→07.95	Front	4	17	583	OZA446-E42	0150
1.8	1E7	ABS, ADZ	1E-S-024 274 →		03.95→07.95	Front	4	48	520	OZA448-E31	0151
2.0	1E7	2E			09.93→09.94	Front	4	36	585	OZA572-E13	0254
Golf II											
1.3		NZ	19-H-000001 → 19-H-990000		02.87→07.87	Front	3	18	970	OZA446-E15	1848
1.3		NZ	19-J-000001 → 1G-L-990000		08.87→07.90	Front	3	18	960	OZA445-E3	1860
1.3		NZ	1G-M-000001 →		08.90→07.92	Front	4	17	920	OZA445-E4	1850
1.6		PN			08.87→07.92	Front	1	3	472	OZA401-E2	1802
1.8 8V		GX			01.84→05.88	Front	1	3	472	OZA401-E2	1802
1.8 8V		RD			08.85→10.87	Front	3	19	975	OZA446-E2	1855
1.8 8V		PB			01.87→10.91	Front	1	3	472	OZA401-E2	1802
1.8 8V		PF			01.87→10.91	Front	3	18	970	OZA446-E15	1848
1.8 8V		RP			11.87→10.91	Front	1	3	472	OZA401-E2	1802
1.8 16V		KR			02.86→10.91	Front	1	3	472	OZA401-E2	1802

LITRE / MODEL	TYPE	ENGINE TYPE	CHASSIS INFO	GENERAL INFO	DATE	SENSOR POSITION	(W)	(C)	(L)	PART NO.	STOCK NO.
VOLKSWAGEN (continued)											
Golf II											
1.8 16V		PL			02.86→10.91	Front	3	19	975	0ZA4446-E2	1855
1.8 G60		PG			04.90→07.91	Front	4	17	583	0ZA4446-E42	0150
1.8 Rallye		1H			04.89→12.89	Front	3	18	970	0ZA4446-E15	1848
1.8 Syncro		GX			02.86→07.88	Front	3	19	975	0ZA4446-E2	1855
1.8 Syncro		1P			08.88→07.91	Front	3	18	970	0ZA4446-E15	1848
Golf III											
1.4 8V		ABD	→ 1H-S-120 000		11.91→09.94	Front	4	36	550	0ZA572-E1	0283
1.4 8V		ABD	→ 1H-S-120 000	Non Catalyst	11.91→09.94	Front	4	36	1075	0ZA527-E36	1993
1.4 8V		ABD	1H-S-120 001 →		09.94→07.95	Front	4	48	550	0ZA447-E16	0259
1.4 8V		AEX			10.94→12.97	Front	4	48	550	0ZA447-E16	0259
1.6 8V		ABU	→ 1H-S-120 000		09.92→09.94	Front	4	36	550	0ZA572-E1	0283
1.6 8V		AEA, AEE	1H-S-120 001 →		10.94→12.97	Front	4	48	550	0ZA447-E16	0259
1.8 8V		AAM, ABS	→ 1H-S-120 000	Manual Transmission Only	11.91→09.94	Front	2	4	480	0ZA401-E4	1822
1.8 8V		AAM, ABS	→ 1H-S-120 000	Auto Transmission Only	11.91→09.94	Front	4	17	583	0ZA446-E42	0150
1.8 8V		ADZ			10.94→12.97	Front	4	48	520	0ZA448-E31	0151
2.0 8V		2E	Incl. Estate		11.91→09.94	Front	4	36	585	0ZA572-E13	0254
2.0 8V		2E	Incl. Estate	Non Catalyst	11.91→09.94	Front	4	36	1075	0ZA527-E36	1993
2.0 8V		ADY, AGG			07.95→	Front	4	48	780	0ZA572-E11	0251
2.0 8V Syncro		AGG			07.95→12.97	Front	4	48	780	0ZA572-E11	0251
2.0 16V		ABF		Non Catalyst	08.92→08.97	Front	4	36	1075	0ZA527-E36	1993
2.0 16V		ABF	1H-S-120 001 →		01.95→08.97	Front	4	48	720	0ZA447-E31	0460
2.8 VR6		AAA	→ 1H-S-120 000	Non Catalyst	01.92→12.94	Front	4	36	1075	0ZA527-E36	1993
2.8 VR6		AAA			01.92→08.94	Front	4	36	550	0ZA572-E1	0283
2.8 VR6		AAA			09.94→06.95	Front	4	48	620	0ZA572-E9	0423
2.8 VR6		AAA			07.95→12.97	Front	4	48	720	0ZA447-E31	0460
Golf IV											
1.4i 16V	1J1	AKQ		Auto Transmission Only	10.97→	Front	4	64	620	0ZA447-E18	0281
1.4i 16V Estate	1J1	AKQ		Auto Transmission Only	05.99→	Front	4	64	620	0ZA447-E18	0281
1.4i 16V	1J1	AHW, AKQ		Manual Transmission Only	10.97→	Front	4	64	700	0ZA447-E32	0471
1.4i 16V Estate	1J1	AHW, AKQ		Manual Transmission Only	05.99→	Front	4	64	700	0ZA447-E32	0471
1.4i 16V	1J1	AXP, APE	Incl. Estate 1J5		05.99→04.01	Rear	4	65	545	0ZA659-EE19	0393
1.4i 16V	1J1	AXP, BCA	Incl. Estate		05.01→05.04	Rear	4	65	575	0ZA659-EE23	0397



Sensor Position is listed as either FRONT (regulating) for pre-catalyst or REAR (diagnostic) for post-catalyst installation

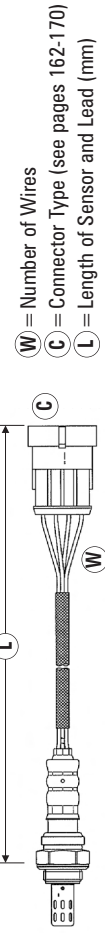


LITRE / MODEL	TYPE	ENGINE TYPE	CHASSIS INFO	GENERAL INFO	DATE	SENSOR POSITION	W	C	L	PART NO.	STOCK NO.
VOLKSWAGEN (continued)											
Golf IV											
1.6i 8V	1J1	AKL	→ 1J-X 260 000	Manual Transmission Only	10.97→10.98	Front	4	64	470	OZA447-E17	0270
1.6i 8V	1J1	AKL	1J-X-132 001→ Incl. Estate		09.98→02.00	Front	4	64	1135	OZA659-EE25	0399
1.6i 8V	1J1	AEH	→ 1J-X 260 000		01.98→10.98	Front	4	64	470	OZA447-E17	0270
1.6i 8V	1J1	AVU, BFQ	Incl. Estate 1J5		12.00→	Rear	4	65	560	OZA659-EE14	0388
1.6i 8V	1J1	APF			05.99→05.04	Rear	4	65	700	OZA659-EE33	1617
1.6i 16V	1J1	ATM, AUS, AZD, BCB	Incl. Estate 1J5		02.00→	Front	5	92	810	LZA11-V4	1842
1.6i 16V	1J1	ATM, AUS, AZD, BCB	Incl. Estate 1J5		07.99→	Rear	4	65	541	OZA510-V4	0424
1.8i 20V	1J1	AGN			10.97→	Front	4	64	620	OZA447-E18	0281
1.8i 20V	1J1	AGU			10.97→	Front	4	64	620	OZA447-E18	0281
1.8i 20V	1J1	AGU			10.97→	Front	4	64	700	OZA447-E32	0471
1.8i 20V	1J1	BAF			07.03→	Rear	4	65	545	OZA659-EE19	0393
1.8i 4 Motion	1J1	AGN			10.97→	Front	4	64	620	OZA447-E18	0281
1.8i T	1J1	ARZ		150bhp / 110kW	11.97→	Rear	4	65	560	OZA659-EE14	0388
1.8i T GTI	1J1	AUQ		180bhp / 132kW	05.02→05.04	Rear	4	64	975	OZA659-EE1	0375
2.0i 8V	1J1	ADY, APK	Incl. Estate 1J5		08.98→05.04	Front	4	64	975	OZA659-EE1	0375
2.0i 8V	1J1	AZJ, AZG	Incl. Estate 1J5		05.01→05.04	Rear	4	65	505	OZA659-EE38	1625
2.0i Bi-Fuel	1J1	BEH	Incl. Estate 1J5		05.02→06.06	Rear	4	65	505	OZA659-EE38	1625
2.0i 4 Motion	1J1	AZJ, AZH	Incl. Estate 1J5		05.01→06.06	Rear	4	65	740	OZA659-EE11	0385
2.3 V5		AGZ			10.97→	Front	4	64	700	OZA447-E32	0471
2.3 V5 4motion		AGZ			11.98→	Front	4	64	700	OZA447-E32	0471
2.3 V5 Estate		AGZ			05.99→	Front	4	64	700	OZA447-E32	0471
Golf V											
1.4i 16V		BUD			05.06→	Front	4	84	511	OZA629-V3	1720
1.4i 16V TSI		BMY, BLG			05.06→	Front	4	84	521	OZA629-V5	1722
1.4i 16V TSI		BMY, BLG		Manual Transmission	05.06→	Rear	4	85	601	OZA629-V7	1725
1.4i 16V TSI		BMY, BLG		Automatic Transmission	05.06→	Rear	4	85	651	OZA629-V6	1723
1.6i 8V		BGU, BSE, BSF			01.04→	Front	5	92	750	LZA07-V1	1851
1.6i 8V		BGU, BSE, BSF			01.04→	Rear	4	85	471	OZA510-V11	1894
Golf V Plus											
1.4i 16V		BUD			01.05→	Front	4	84	511	OZA629-V3	1720
1.4i 16V TSI		BMY, BLG			05.06→	Front	4	84	521	OZA629-V5	1722

LITRE / MODEL	TYPE	ENGINE TYPE	CHASSIS INFO	GENERAL INFO	DATE	SENSOR POSITION	(W)	(C)	(L)	PART NO.	STOCK NO.
VOLKSWAGEN (continued)											
Golf V Plus											
1.4i 16V TSI		BMY, BLG		Manual Transmission	05.06→	Rear	4	85	601	OZA629-V7	1725
1.4i 16V TSI		BMY, BLG		Automatic Transmission	05.06→	Rear	4	85	651	OZA629-V6	1723
1.6i 8V		BGU, BSE, BSF			01.04→	Front	5	92	750	LZA07-V1	1851
1.6i 8V		BGU, BSE, BSF			01.04→	Rear	4	85	471	OZA510-V11	1884
Jetta											
1.3		NZ			08.87→07.90	Front	3	18	960	OZA445-E3	1860
1.3		NZ			02.87→07.87	Front	3	18	970	OZA446-E15	1848
1.3		NZ			08.90→07.92	Front	4	17	920	OZA445-E4	1850
1.6		PN			10.86→07.92	Front	1	3	472	OZA401-E2	1802
1.8 8V		GX			08.84→10.87	Front	1	3	472	OZA401-E2	1802
1.8 8V		RD			08.85→10.87	Front	3	19	975	OZA446-E2	1855
1.8 8V		PB			02.87→10.91	Front	1	3	472	OZA401-E2	1802
1.8 8V		PF			02.87→07.92	Front	3	18	970	OZA446-E15	1848
1.8 8V		RP			11.87→10.91	Front	1	3	472	OZA401-E2	1802
1.8 8V		RP		Non Catalyst	10.87→10.91	Front	3	19	975	OZA445-E7	0269
1.8 16V		KR			08.86→10.91	Front	1	3	472	OZA401-E2	1802
1.8 Syncro		GX			08.87→07.88	Front	3	19	975	OZA446-E2	1855
1.8 Syncro		1P			08.88→07.92	Front	3	18	970	OZA446-E15	1848
1.8i 16V		PL			08.86→10.91	Front	3	19	975	OZA446-E2	1855
Jetta III											
1.4i 16V TSI	1K2	BMY, BLG			07.06→	Front	4	84	521	OZA629-V5	1722
1.4i 16V TSI	1K2	BMY, BLG		Manual Transmission	07.06→	Rear	4	85	601	OZA629-V7	1725
1.4i 16V TSI	1K2	BMY, BLG		Automatic Transmission	07.06→	Rear	4	85	651	OZA629-V6	1723
2.0i TFSI	1K2	BWA Turbo		198bhp / 146kW	11.05→	Front	4	64	1135	OZA659-EE25	0399
LT Van											
2.4 LT		1E	LT31, LT34, LT40		10.88→04.96	Front	3	18	970	OZA446-E15	1848
Lupo											
1.0i 8V		AER			10.98→	Front	4	64	475	OZA448-E51	0426
1.0i 8V		ALL			10.98→	Front	4	64	700	OZA447-E32	0471
1.0i 8V	6X1, 6E1	ALD			10.98→	Front	4	64	535	OZA659-EE40	1627
1.0i 8V	6X1, 6E1	ALD, ANV			10.98→	Rear	4	64	1670	OZA659-EE16	0390
1.0i 8V	6X1, 6E1	AUC	→6X-4-060 000		05.00→05.04	Rear	4	64	1670	OZA659-EE16	0390



Sensor Position is listed as either FRONT (regulating) for pre-catalyst or REAR (diagnostic) for post-catalyst installation



W = Number of Wires

C = Connector Type (see pages 162-170)

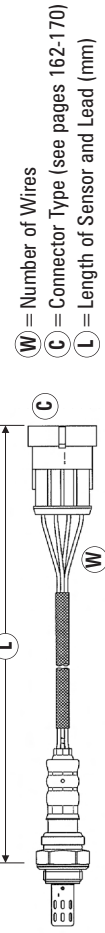
L = Length of Sensor and Lead (mm)

LITRE / MODEL	TYPE	ENGINE TYPE	CHASSIS INFO	GENERAL INFO	DATE	SENSOR POSITION	W	C	L	PART NO.	STOCK NO.
VOLKSWAGEN (continued)											
Lupo											
1.4i 8V	6X1, 6E1	AUD	→6E-2-010 000	Manual Transmission Only	05.00→04.02	Rear	4	64	1670	OZA659-EE16	0390
1.4i 8V	6X1, 6E1	AUD		Automatic Transmission Only	10.00→07.05	Rear	4	64	1590	OZA659-EE20	0394
1.4i 16V		AFK, AHW, ANIM			10.98→	Front	4	64	700	OZA447-E32	0471
1.4i 16V		AUA, AUB		Manual Transmission Only	05.99→	Rear	4	64	1686	OZA510-V1	0491
1.4i 16V		AUA, AUB		Auto Transmission Only	05.99→	Rear	4	64	1576	OZA510-V2	0402
1.4i 16V	6X1, 6E1	BBY			11.01→	Front	5	92	535	LZA11-V2	1774
1.4i 16V	6X1, 6E1	BBY		Auto Transmission Only	11.01→	Rear	4	64	1596	OZA510-V10	1883
1.4i 16V	6X1, 6E1	BBY		Manual Transmission Only	11.01→	Rear	4	64	1706	OZA510-V7	1886
Multivan											
2.0		AAC	→ T-200 000		09.90→12.95	Front	3	46	545	OZA446-E51	0215
2.0		AAC	T200 001 →		01.96→	Front	3	14	1220	OZA446-E3	1866
2.5		AAF	→ T200 00		11.90→12.93	Front	3	46	335	OZA446-E53	0237
2.5		ACU	→ T200 00		07.94→10.96	Front	3	46	335	OZA446-E53	0237
2.5		ACU	T200 001 →		01.96→	Front	3	14	1220	OZA446-E3	1866
Passat											
1.6i		1F	→ 31-L-300 00		08.88→04.90	Front	1	3	472	OZA401-E2	1802
1.6i		ADP			10.96→12.98	Front	4	48	967	OZA447-E14	0129
1.6i		ADP	Incl. Estate		01.99→11.00	Front	4	64	1175	OZA659-EE17	0391
1.6i		AHL			10.96→11.00	Front	4	48	967	OZA447-E14	0129
1.6i		ANA			07.99→09.00	Front	4	64	1055	OZA516-AU1	0452
1.6i		ANA			07.99→09.00	Rear	4	65	700	OZA334-AU1	0474
1.6i		ALZ			11.00→	Front	5	91	725	LZA07-V4	0028
1.6i		ALZ			11.00→	Rear	4	85	511	OZA510-V12	0051
1.8i		JN			08.84→03.88	Front	1	3	472	OZA401-E2	1802
1.8i Syncro		JN			01.86→03.88	Front	3	19	975	OZA446-E2	1855
1.8i		PF			04.88→07.90	Front	3	18	970	OZA446-E15	1848
1.8i		RP	→ 31-L-300 000		04.88→04.90	Front	1	3	472	OZA401-E2	1802
1.8i		AAM		Auto Transmission Only	08.90→03.97	Front	4	17	583	OZA446-E42	0150
1.8i		ABS	→ 3A-S-075 00		08.91→09.94	Front	2	4	480	OZA401-E4	1822
1.8i		ABS		Auto Transmission Only	08.91→09.94	Front	4	17	583	OZA446-E42	0150
1.8i		ADZ			10.94→12.96	Front	4	48	520	OZA448-E31	0151

LITRE / MODEL	TYPE	ENGINE TYPE	CHASSIS INFO	GENERAL INFO	DATE	SENSOR POSITION	(W)	(C)	(L)	PART NO.	STOCK NO.
VOLKSWAGEN (continued)											
Passat											
1.8i		AAM	3A-T-000 001 →		07.95→03.97	Front	4	48	520	0ZA448-E31	0151
1.8i		ADS	3A-T-000 001 →		07.95→03.97	Front	4	48	520	0ZA448-E31	0151
1.8i		ADR			10.96→	Front	4	48	967	0ZA447-E14	0129
1.8i		ADR, AFY, APT, ARG	Incl. Estate / Syncro		06.97→11.00	Front	4	64	1175	0ZA659-EE17	0391
1.8i T 20V		AEB	Incl. Estate		10.96→12.98	Front	4	66	1140	0ZA447-E25	0494
1.8i T 20V		AEB, ANB, APU	Incl. Estate		12.98→11.00	Front	4	64	1175	0ZA659-EE17	0391
1.8i T 20V		ANB, AWL, AWT, AWM			08.98→05.05	Rear	4	65	690	0ZA659-EE64	7949
2.0i 16V		9A			08.88→07.90	Front	3	19	975	0ZA446-E2	1855
2.0i		2E	→ 3A-R-300 000		08.90→07.94	Front	4	17	583	0ZA446-E42	0150
2.0i 16V		9A	→ 3A-R-300 000		08.90→09.93	Front	4	17	583	0ZA446-E42	0150
2.0i		2E	3A-R-300 001 →		07.94→09.94	Front	4	36	622	0ZA527-E14	0455
2.0i		ADY			10.94→12.95	Front	4	48	620	0ZA572-E9	0423
2.0i		ASU			10.99→10.00	Front	4	64	1055	0ZA516-AU1	0452
2.0i		ASU			11.99→10.00	Rear	4	65	700	0ZA334-AU1	0474
2.0i		AZM			11.00→	Rear	4	65	700	0ZA334-AU1	0474
2.0i		AZM			11.00→	Front	4	64	1055	0ZA516-AU1	0452
2.0i		ALT, BFF			11.01→05.05	Rear	4	65	690	0ZA659-EE64	7949
2.0 Tdi Diesel		BMR		Diesel	08.05→	Front	5	91	680	LZA17-VW1	0033
2.2		KX			08.85→03.88	Front	1	3	472	0ZA401-E2	1802
2.2 Syncro		JT			08.85→03.88	Front	3	19	975	0ZA446-E2	1855
2.8 VR6		AAA	→ 3A-R-400 000		06.91→07.94	Front	4	36	585	0ZA572-E13	0254
2.8 VR6		AAA	3A-S-000 001 → 3A-T-000 209		07.94→07.95	Front	4	48	620	0ZA572-E9	0423
2.8 V6 Syncro		ACK	→3B-V-120 000		01.97→04.97	Front	4	48	520	0ZA448-E31	0151
2.8 V6 Syncro	3B2	APR, AQD	Incl. Estate		01.99→11.00	Front	4	48	615	0ZA659-EE36	1620
2.8 V6 4 Motion	3B3	AMX, ATQ	Incl. Estate		11.00→	Front	4	48	615	0ZA659-EE36	1620
2.8 V6 4 Motion	3B3	AMX, ATQ, BBG		Right Hand Sensor / Bank 1	10.00→05.05	Rear	4	48	1435	0ZA659-EE46	5748
2.8 V6 4 Motion	3B3	AMX, ATQ, BBG		Left Hand Sensor / Bank 2	10.00→05.05	Rear	4	66	1450	0ZA659-EE47	5750
Phaeton											
4.2 V8 4 Motion	3D2	BGH, BGJ			05.03→	Rear	4	64	975	0ZA659-EE1	0375
Polo Mk2/3 (82→08/94)											
1.05		AAU			10.90→09.94	Front	4	17	920	0ZA445-E4	1850
1.3		NZ	→ 80-J-060000		12.86→09.87	Front	3	18	970	0ZA446-E15	1848



Sensor Position is listed as either FRONT (regulating) for pre-catalyst or REAR (diagnostic) for post-catalyst installation



W = Number of Wires

C = Connector Type (see pages 162-170)

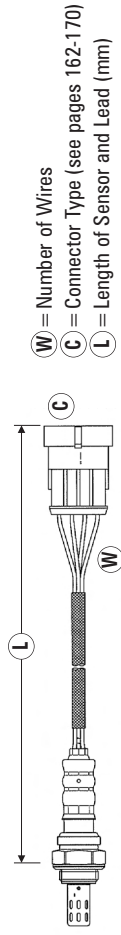
L = Length of Sensor and Lead (mm)

LITRE / MODEL	TYPE	ENGINE TYPE	CHASSIS INFO	GENERAL INFO	DATE	SENSOR POSITION	W	C	L	PART NO.	STOCK NO.
VOLKSWAGEN (continued)											
Polo Mk2/3 (82→08/94)											
1.3		NZ	80-J-600001 →		10.87→08.90	Front	3	18	960	OZA4445-E3	1860
1.3		3F			10.89→08.90	Front	3	18	970	OZA4446-E15	1848
1.3		3F			10.90→09.94	Front	4	17	920	OZA4445-E4	1850
1.3		NZ			10.90→12.92	Front	4	17	920	OZA4445-E4	1850
1.3		AAV			01.91→07.91	Front	4	17	920	OZA4445-E4	1850
1.3		AAV			08.91→09.94	Front	4	17	450	OZA4445-E2	1810
1.3 G40		PY			10.90→09.94	Front	4	17	920	OZA4445-E4	1850
Polo Mk4 (9/94→12/99)											
1.0i	6N1	AER	→6N-W 000001		03.96→12.99	Front	4	48	520	OZA4448-E31	0151
1.0i	6N1	AER	6N-W 000001→		03.96→12.99	Front	4	64	475	OZA4448-E51	0426
1.05	6N1	AEV			10.94→12.99	Front	4	48	985	OZA4447-E30	0449
1.3	6N1	ADX			10.94→07.95	Front	4	48	985	OZA4447-E30	0449
1.4i	6N1	AEX		Match plug/lead, refer to OE No.	07.95→12.99	Front	4	48	985	OZA4447-E30	0449
1.4i	6N1	AEX		Match plug/lead, refer to OE No.	07.95→10.99	Front	4	48	720	OZA4447-E31	0460
1.4 Estate	6N1	AEX		Match plug/lead, refer to OE No.	03.97→04.97	Front	4	48	520	OZA4448-E31	0151
1.4i Classic	6N1	AEX		Match plug/lead, refer to OE No.	05.97→11.97	Front	4	48	720	OZA4447-E31	0460
1.4i Classic	6N1	AEX	6K-X 541 001→		05.97→11.97	Front	4	64	700	OZA4447-E32	0471
1.4i	6N1	AEX	6N-W 000 001→		05.97→	Front	4	64	700	OZA4447-E32	0471
1.4i Van	6N1	AEX	6N-W 000 001→		05.98→12.99	Front	4	64	700	OZA4447-E32	0471
1.4i Classic	6N1	AKV	6K-X 541 001→		05.97→11.97	Front	4	64	700	OZA4447-E32	0471
1.4i	6N1	APQ	6N-W 000 001→		05.97→	Front	4	64	700	OZA4447-E32	0471
1.4i Van	6N1	APQ	6N-W 000 001→		05.98→12.99	Front	4	64	700	OZA4447-E32	0471
1.4i 16V	6N1	AFH	→ 6N-Y 350 000		04.96→12.99	Front	4	48	985	OZA4447-E30	0449
1.4i 16V	6N1	AFH	→ 6N-X 068 038	Manual Transmission Only	05.97→04.98	Front	4	64	995	OZA4447-E40	1738
1.4i 16V	6N1	AFH	6N-X 068 039→	Manual Transmission Only	05.98→	Front	4	64	700	OZA4447-E32	0471
1.6i	6N1	AEA			10.94→07.95	Front	4	48	985	OZA4447-E30	0449
1.6i	6N1	AAE		Manual Transmission Only	07.95→12.99	Front	4	64	995	OZA4447-E40	1738
1.6i	6N1	AAE		Automatic Transmission Only	07.95→01.96	Front	4	48	985	OZA4447-E30	0449
1.6i	6N1	AAE		Automatic Transmission Only	02.96→12.99	Front	4	64	995	OZA4447-E40	1738
1.6i Estate	6N1	AAE, ALM			04.97→	Front	4	48	550	OZA4447-E16	0259
1.6i Classic	6N1	AAE, ALM			04.97→	Front	4	48	550	OZA4447-E16	0259

LITRE / MODEL	TYPE	ENGINE TYPE	CHASSIS INFO	GENERAL INFO	DATE	SENSOR POSITION	(W)	(C)	(L)	PART NO.	STOCK NO.
VOLKSWAGEN (continued)											
Polo Mk4 (9/94→12/99)											
1.6i	6N1	AHS			02.96→12.99	Front	4	64	995	0ZA447-E40	1738
1.6i 16V GTI	6N1	AJV		Manual Transmission Only	09.98→10.99	Front	4	64	700	0ZA447-E32	0471
Polo Mk5 (2000→2002)											
1.0i 8V	6N2	ALD			10.99→09.01	Front	4	64	535	0ZA659-EE40	1627
1.0i 8V	6N2	AUC			01.00→01.02	Rear	4	64	1670	0ZA659-EE16	0390
1.2i 12V	6N2	AZQ, BME		4 Wire Sensor Only	10.01→	Front	4	85	481	0ZA532-V3	1776
1.2i 12V	6N2	AZQ			10.01→	Rear	4	64	251	0ZA510-V6	1885
1.4i 8V	6N2	AKK		Match plug/lead, refer to OE No.	10.99→02.02	Front	4	65	480	0ZA659-EE32	1614
1.4i 8V	6N2	AKK		Match plug/lead, refer to OE No.	10.99→09.01	Front	4	64	535	0ZA659-EE40	1627
1.4i 8V	6N2	AUD	Saloon Only 6K..1..526 501→		11.00→02.02	Rear	4	65	480	0ZA659-EE32	1614
1.4i 8V	6N2	AUD		Manual Transmission Only	01.00→01.02	Rear	4	64	1670	0ZA659-EE16	0390
1.4i 8V	6N2	AUD		Automatic Transmission Only	10.99→09.01	Rear	4	64	1590	0ZA659-EE20	0394
1.4i 16V	6N2	APE		Manual Transmission Only	07.99→10.01	Rear	4	64	1686	0ZA510-V1	0491
1.4i 16V	6N2	APE		Auto Transmission Only	07.99→10.01	Rear	4	64	1576	0ZA510-V2	0402
1.4i 16V	6N2	APE			11.01→	Rear	4	64	526	0ZA510-V5	0435
1.4i 16V	6N2	BBZ		Manual Transmission Only	07.99→11.01	Rear	4	64	1686	0ZA510-V1	0491
1.4i 16V	6N2	BBZ		Auto Transmission Only	07.99→11.01	Rear	4	64	1576	0ZA510-V2	0402
1.4i 16V	6N2	BBZ		Manual Transmission Only	11.01→	Rear	4	64	526	0ZA510-V5	0435
1.4i 16V	6N2	AUA, BBY			11.01→	Front	5	92	465	LZA11-V3	1829
1.6i 8V	6N2	AEH, AKL			10.99→02.02	Front	4	65	480	0ZA659-EE32	1614
1.6i 16V GTI	6N2	ARC, AVY			01.00→01.02	Rear	4	64	1670	0ZA659-EE16	0390
Polo Mk6 (2002→)											
1.2i 6V	9N	AWY			01.02→	Front	4	64	601	0ZA585-I1	1809
1.2i 6V	9N	AWY			01.02→	Rear	4	65	231	0ZA510-I1	1808
1.2i 6V	9N	BMD			11.04→	Front	4	64	611	0ZA534-V1	1778
1.4i 16V	9N	BKY			06.04→	Front	5	91	330	LZA07-V3	1880
1.4i 16V	9N	BUD			05.06→	Front	4	84	511	0ZA629-V3	1720
1.6i 16V	9N	BTS			05.06→	Front	4	84	511	0ZA629-V3	1720
1.6i 16V	9N	BTS			05.06→	Rear	4	85	526	0ZA629-V4	1721
Santana											
1.8i		JIN			08.84→12.84	Front	1	3	472	0ZA401-E2	1802



Sensor Position is listed as either FRONT (regulating) for pre-catalyst or REAR (diagnostic) for post-catalyst installation

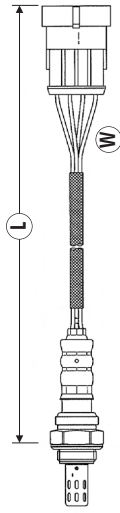


LITRE / MODEL	TYPE	ENGINE TYPE	CHASSIS INFO	GENERAL INFO	SENSOR POSITION	W	C	L	PART NO.	STOCK NO.
VOLKSWAGEN (continued)										
Scirocco										
1.8i		JH			Front	1	3	472	OZA401-E2	1802
1.8i 16V	PL				Front	3	19	975	OZA446-E2	1855
Sharan										
1.8 T	7M6,8,9	AWC		150bhp / 110kW	Rear	4	64	975	OZA659-EE1	0375
2.0i		ADY	→ 7M-T-036 895		Front	4	48	1430	OZA572-E10	0275
2.0	7M6,8,9	ATM		115bhp / 85kW	Rear	4	64	975	OZA659-EE1	0375
2.8i VR6		AAA			Front	4	48	720	OZA447-E31	0460
2.8i VR6		AAA			Front	4	48	1430	OZA447-E36	1950
Touran										
1.4i TSI		BMY			Front	4	84	521	OZA629-V5	1722
1.4i TSI		BMY		Manual Transmission	Rear	4	85	601	OZA629-V7	1725
1.4i TSI		BMY		Automatic Transmission	Rear	4	85	651	OZA629-V6	1723
1.6i		BGU			Front	5	92	750	LZA07-V1	1851
1.6i		BGU			Rear	4	85	471	OZA510-V11	1884
Transporter										
2.0		AAC	→ T-200 000		Front	3	46	545	OZA446-E51	0215
2.0		AAC	T200 001 →		Front	3	14	1220	OZA446-E3	1866
2.1		MV, SR, SS		Incl. Synchro models	Front	3	19	975	OZA446-E2	1855
2.5		AAF, ACU	→ T200 000	Incl. Synchro models	Front	3	46	335	OZA446-E53	0237
2.5		ACU	T200 001 →		Front	3	14	1220	OZA446-E3	1866
2.8 VR6 140bhp		AES			Front	4	48	720	OZA447-E31	0460
Vento										
1.4		ABD	→ 1H-S-120 000	Non Catalyzt	Front	4	36	1075	OZA527-E36	1993
1.4		ABD	→ 1H-S-120 000		Front	4	36	550	OZA572-E1	0283
1.4		ABD	1H-S-120 001 →		Front	4	48	550	OZA447-E16	0259
1.6		ABU	→ 1H-S-120 000		Front	4	36	550	OZA572-E1	0283
1.6		AEA, AEE	1H-S-120 001 →		Front	4	48	550	OZA447-E16	0259
1.8		AAM, ABS	→ 1H-S-120 000	Manual Transmission Only	Front	2	4	480	OZA401-E4	1822
1.8		AAM, ABS	→ 1H-S-120 000	Auto Transmission Only	Front	4	17	583	OZA446-E42	0150
1.8		ADZ			Front	4	48	520	OZA448-E31	0151
2.0		2E		Non Catalyzt	Front	4	36	1075	OZA527-E36	1993

LITRE / MODEL	TYPE	ENGINE TYPE	CHASSIS INFO	GENERAL INFO	DATE	SENSOR POSITION	(W)	(C)	(L)	PART NO.	STOCK NO.
VOLKSWAGEN (continued)											
Vento											
2.0		2E			11.91→09.94	Front	4	36	585	0ZA572-E13	0254
2.0		ADY, AGG			10.94→05.96	Front	4	48	620	0ZA572-E9	0423
2.8 VR6		AAA			01.92→12.97	Front	4	36	1075	0ZA527-E36	1993
2.8 VR6		AAA			09.94→07.95	Front	4	48	620	0ZA572-E9	0423
VOLVO											
240											
2.3 Injection Estate		B230FD	→ 808999		08.92→08.93	Front	3	19	975	0ZA446-E2	1855
2.3 Injection		B230FD	→ 334099		08.92→08.93	Front	3	19	975	0ZA446-E2	1855
2.3 Injection		B230F	→ 334099		08.84→07.88	Front	3	19	975	0ZA446-E2	1855
2.3 Injection Estate		B230F	→ 808999		08.84→07.88	Front	3	19	975	0ZA446-E2	1855
440											
1.6i		B16F			09.93→08.97	Front	3	19	1665	0ZA446-E49	0291
1.7		B18F/ FP			09.88→08.91	Front	3	19	1665	0ZA446-E49	0291
1.7 Turbo		B18FT			09.88→08.91	Front	3	19	1665	0ZA446-E49	0291
1.7 Turbo		B18FT			01.91→07.96	Front	3	19	1665	0ZA446-E49	0291
1.8 Injection		B18U			09.91→08.97	Front	3	19	1665	0ZA446-E49	0291
2.0i		B20F			09.92→12.96	Front	3	19	1665	0ZA446-E49	0291
460											
1.6 Injection		B16F			09.93→08.97	Front	3	19	1665	0ZA446-E49	0291
1.7 GLE		B18FP			03.90→08.91	Front	3	19	975	0ZA446-E2	1855
1.7 GLE		B18FP	→ 603473		09.91→08.93	Front	3	19	1665	0ZA446-E49	0291
1.7 Turbo		B18FT			03.90→08.91	Front	3	19	975	0ZA446-E2	1855
1.7 Turbo		B18FT	→ 603473		09.91→09.96	Front	3	19	1665	0ZA446-E49	0291
1.8 Injection		B18U			09.91→08.97	Front	3	19	1665	0ZA446-E49	0291
2.0 Injection		B20F			09.92→12.96	Front	3	19	1665	0ZA446-E49	0291
480											
1.7 ES		B18F			05.87→08.89	Front	3	19	1665	0ZA446-E49	0291
1.7 Turbo		B18FT			08.88→08.95	Front	3	19	1665	0ZA446-E49	0291
2.0 Injection		B20F			09.92→12.96	Front	3	19	1665	0ZA446-E49	0291
740											
2.0 Injection		B200F	→ 294099		08.89→07.93	Front	3	19	670	0ZA446-E1	1833



Sensor Position is listed as either FRONT (regulating) for pre-catalyst or REAR (diagnostic) for post-catalyst installation



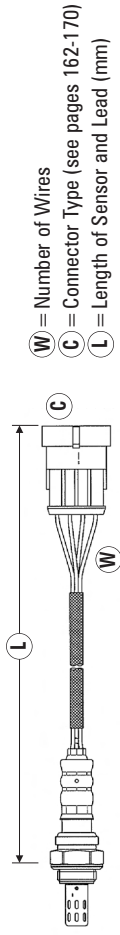
- W** = Number of Wires
C = Connector Type (see pages 162-170)
L = Length of Sensor and Lead (mm)

LITRE / MODEL	TYPE	ENGINE TYPE	CHASSIS INFO	GENERAL INFO	DATE	SENSOR POSITION	W	C	L	PART NO.	STOCK NO.
VOLVO (continued)											
740											
2.0 Injection		B200F	294100 →		08.89→07.93	Front	3	19	975	OZA4446-E2	1855
2.0 Injection Estate		B200F	→ 176799		08.89→07.93	Front	3	19	670	OZA4446-E1	1833
2.0 Injection Estate		B200F	176800 →		08.89→07.93	Front	3	19	975	OZA4446-E2	1855
2.0 Injection Turbo		B200FT			08.90→07.92	Front	3	19	975	OZA4446-E2	1855
2.0i 16V Turbo		B204GT			08.89→07.90	Front	3	19	885	OZA4445-E6	0258
2.0i 16V Turbo		B204FT			01.90→07.90	Front	3	19	975	OZA4446-E2	1855
2.3i		B230F		3 x wire Titania sensor	08.87→07.92	Front	3	57	1700	01A4F-3B1	1763
2.3 Injection		B230F	→ 294099		08.88→08.94	Front	3	19	975	OZA4446-E2	1855
2.3 Injection Estate		B230F	→ 176700		08.88→08.94	Front	3	19	975	OZA4446-E2	1855
760											
2.3i Turbo		B230GT			08.89→07.90	Front	3	19	885	OZA4445-E6	0258
2.3i Turbo		B230FT			08.84→07.89	Front	3	19	975	OZA4446-E2	1855
2.3i Turbo		B230FT			08.89→07.92	Front	3	19	975	OZA4446-E2	1855
2.8 Injection		B280F			05.86→10.86	Front	3	19	1665	OZA4446-E49	0291
780											
2.0i 16V Turbo		B204GT			08.89→07.90	Front	3	19	885	OZA4445-E6	0258
850											
2.0i		B5204F	→ 70018		09.91→12.96	Front	4	38	880	OZA527-E4	0218
2.0i Estate		B5204F	→ 821		09.91→08.96	Front	4	38	880	OZA527-E4	0218
2.0i Turbo		B 5204T, B5204FT	Incl. Estate		01.95→12.96	Front	4	73	740	OZA660-EE11	5697
2.3i T5		B5234FT	Incl. Estate		08.93→07.96	Front	4	73	740	OZA660-EE11	5697
2.3i T5-R		B5234T4	Incl. Estate		08.95→12.96	Front	4	73	740	OZA660-EE11	5697
2.5i		N2H25		Titania Sensor	04.91→02.93	Front	4	94	530	01A4N-5A1	1755
2.5i GLT		B5254F	→ 70018		09.91→	Front	4	38	880	OZA527-E4	0218
2.5i GLT Estate		B5254F	→ 821		09.91→	Front	4	38	880	OZA527-E4	0218
2.5i Bi-Fuel		N2H25			08.97→04.99	Front	4	81	570	OZA324-L1	1779
2.5i		B5254S	Incl. Estate		08.95→12.96	Front	4	73	740	OZA660-EE11	5697
2.5T AWD		B5254T	Incl. Estate		08.95→12.96	Front	4	73	740	OZA660-EE11	5697
940											
2.0i Turbo		B200FT			09.91→08.93	Front	3	19	975	OZA4446-E2	1855
2.3i Turbo		B230FT			09.90→08.93	Front	3	19	975	OZA4446-E2	1855

LITRE / MODEL	TYPE	ENGINE TYPE	CHASSIS INFO	GENERAL INFO	DATE	SENSOR POSITION	(W)	(C)	(L)	PART NO.	STOCK NO.
VOLVO (continued)											
960											
2.0i Turbo		B200FT			09.92→08.93	Front	3	19	975	0ZA4446-E2	1855
2.0i 16V Turbo		B204FT			09.91→08.93	Front	3	19	975	0ZA4446-E2	1855
C70											
2.0 Cabrio		B5204T2			03.97→07.98	Front	4	73	740	0ZA660-EE11	5697
2.0 Coupe		B5204T2			03.97→07.98	Front	4	73	740	0ZA660-EE11	5697
2.0 T Coupe		B5204T3			03.97→07.98	Front	4	73	740	0ZA660-EE11	5697
2.3 T-5 Coupe		B5234T3			03.97→07.98	Front	4	73	740	0ZA660-EE11	5697
2.5 T Coupe		B5244T / B5254T			01.98→07.98	Front	4	73	740	0ZA660-EE11	5697
S40 →2004											
1.6i	VS	B4164S			01.96→04.99	Front	4	29	1038	0ZA83-VN1	0124
1.6i	VS	B4164S2		Titania Sensor	03.99→	Front	4	54	638	0TA7N-5D2	1975
1.6i	VS	B4164S2		Titania Sensor	04.99→01.00	Rear	4	61	750	0TA4N-5G1	1758
1.6i	VS	B4164S		Titania Sensor	05.99→08.01	Front	4	61	663	0TA4F-5F1	1908
1.6i	VS	B4164S		Titania Sensor	05.99→05.01	Rear	4	61	750	0TA4F-5G2	1927
1.6i	VS	B4164S2		Titania Sensor	08.00→	Front	4	61	343	0TA4N-5F1	1795
1.6i	VS	B4164S2		Titania Sensor	05.01→	Rear	4	61	750	0TA4N-5H1	1768
1.8i	VS	B4184S			01.96→04.99	Front	4	29	1038	0ZA83-VN1	0124
1.8i	VS	B4184SM		GDI Engine only	09.97→07.00	Front	4	76	400	0ZA448-E53	0448
1.8i	VS			Titania Sensor	03.99→	Front	4	54	638	0TA7N-5D2	1975
1.8i	VS			Titania Sensor	04.99→01.00	Rear	4	61	750	0TA4N-5G1	1758
1.8i	VS	B4184S		Titania Sensor	05.99→08.01	Front	4	61	663	0TA4F-5F1	1908
1.8i	VS	B4184S		Titania Sensor	05.99→05.01	Rear	4	61	750	0TA4F-5G2	1927
1.8i	VS			Titania Sensor	08.00→	Front	4	61	343	0TA4N-5F1	1795
1.8i	VS			Titania Sensor	05.01→	Rear	4	61	750	0TA4N-5H1	1768
1.9i T4 Turbo	VS	B4194T (1855cc)			03.97→04.00	Front	4	62	1039	0TA4F-5C2	1948
1.9i T4 Turbo	VS	B4194T (1855cc)			09.97→04.00	Rear	4	61	870	0TA4F-5E1	1942
1.9i Turbo	VS	N1P19T (1855cc)			03.97→10.99	Rear	4	90	1362	0TA4N-5D1	1785
1.9i Turbo	VS	N1P20LT (1855cc)			03.97→10.99	Rear	4	90	1362	0TA4N-5D1	1785
2.0i	VS	B4204S			07.95→07.00	Front	4	54	638	0TA7N-5D2	1975
2.0i	VS	B4204S			01.96→04.99	Front	4	29	1038	0ZA83-VN1	0124
2.0i	VS	B4204S			04.99→01.00	Rear	4	61	750	0TA4N-5G1	1758
2.0i	VS	B4204S			05.99→08.01	Front	4	61	663	0TA4F-5F1	1908



Sensor Position is listed as either FRONT (regulating) for pre-catalyst or REAR (diagnostic) for post-catalyst installation



LITRE / MODEL	TYPE	ENGINE TYPE	CHASSIS INFO	GENERAL INFO	DATE	SENSOR POSITION	W	C	L	PART NO.	STOCK NO.
VOLVO (continued)											
S40 →2004											
2.0i	VS	B4204S		Titania Sensor	05.99→05.01	Rear	4	61	750	OTA4F-5G2	1927
2.0i	VS			Titania Sensor	07.00→	Front	4	54	638	OTA7N-5D2	1975
2.0i	VS	B4204S		Titania Sensor	08.00→	Front	4	61	343	OTA4N-5F1	1795
2.0i	VS	B4204S		Titania Sensor	05.01→	Rear	4	61	750	OTA4N-5H1	1768
2.0i	VS			Titania Sensor	06.01→	Front	4	54	638	OTA7N-5D2	1975
2.0 Turbo	VS	B4204T (1948cc)		Titania Sensor	03.97→04.00	Front	4	62	1039	OTA4F-5C2	1948
2.0 Turbo	VS	B4204T (1948cc)		Titania Sensor	09.97→04.00	Rear	4	61	870	OTA4F-5E1	1942
2.0 Turbo	VS	B4204T (1948cc)		Titania Sensor	10.97→	Front	4	54	638	OTA7N-5D2	1975
2.5 Bi-Fuel	VS	B4184			09.96→08.01	Front	4	61	1356	OZA324-L2	1780
2.5 Bi-Fuel	VS	N2H25			09.01→	Front	4	61	1356	OZA324-L2	1780
S70											
2.0		B5204S			01.97→07.98	Front	4	73	740	OZA660-EE11	5697
2.0		B5204T2			01.97→07.98	Front	4	73	740	OZA660-EE11	5697
2.0 Turbo		B5204T			01.97→07.98	Front	4	73	740	OZA660-EE11	5697
2.3 T-5		B5234T3			01.97→07.98	Front	4	73	740	OZA660-EE11	5697
2.3 Turbo		B5234FT +			01.97→07.98	Front	4	73	740	OZA660-EE11	5697
2.4		B5254S			01.97→07.98	Front	4	73	740	OZA660-EE11	5697
2.4 Turbo		B5244T / B5254T			01.97→07.98	Front	4	73	740	OZA660-EE11	5697
2.5i					06.98→07.98	Front	4	73	740	OZA660-EE11	5697
2.5i		B5252S		Titania Sensor	01.97→11.00	Front	4	50	530	OTA4N-5B1	1765
S80											
2.8 T6	VS	B6284 T			05.98→	Front	4	87	725	OZA583-GM2	1754
3.0 T6	VS	B6294 S			06.01→	Front	4	87	725	OZA583-GM2	1754
V40											
1.6i	VW	B4164S			01.96→04.99	Front	4	29	1038	OZA83-VN1	0124
1.6i	VW	B4164S2		Titania Sensor	03.99→	Front	4	54	638	OTA7N-5D2	1975
1.6i	VW	B4164S2		Titania Sensor	04.99→01.00	Rear	4	61	750	OTA4N-5G1	1758
1.6i	VW	B4164S		Titania Sensor	05.99→08.01	Front	4	61	663	OTA4F-5F1	1908
1.6i	VW	B4164S		Titania Sensor	05.99→05.01	Rear	4	61	750	OTA4F-5G2	1927
1.6i	VW	B4164S2		Titania Sensor	08.00→	Front	4	61	343	OTA4N-5F1	1795
1.6i	VW	B4164S2		Titania Sensor	05.01→	Rear	4	61	750	OTA4N-5H1	1768

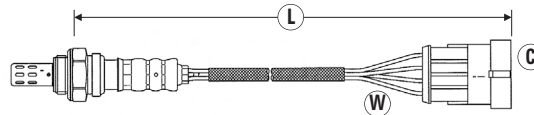
LITRE / MODEL	TYPE	ENGINE TYPE	CHASSIS INFO	GENERAL INFO	DATE	SENSOR POSITION	(W)	(C)	(L)	PART NO.	STOCK NO.
VOLVO (continued)											
V40											
1.8i	VW	B4184S			01.96→04.99	Front	4	29	1038	OZA83-VN1	0124
1.8i	VW	B4184SM		GDI Engine only	09.97→07.00	Front	4	76	400	OZA448-E53	0448
1.8i	VW			Titania Sensor	03.99→07.00	Front	4	54	638	OTA7N-5D2	1975
1.8i	VW	B4184S		Titania Sensor	05.99→08.01	Front	4	61	663	OTA4F-5F1	1908
1.8i	VW			Titania Sensor	04.99→01.00	Rear	4	61	750	OTA4N-5G1	1758
1.8i	VW	B4184S		Titania Sensor	05.99→05.01	Rear	4	61	750	OTA4F-5G2	1927
1.8i	VW			Titania Sensor	08.00→	Front	4	61	343	OTA4N-5F1	1795
1.8i	VW			Titania Sensor	05.01→	Rear	4	61	750	OTA4N-5H1	1768
1.9 T4 Turbo	VW	B4194T (1855cc)		Titania Sensor	03.97→04.00	Front	4	62	1039	OTA4F-5C2	1948
1.9 T4 Turbo	VW	B4194T (1855cc)		Titania Sensor	09.97→04.00	Rear	4	61	870	OTA4F-5E1	1942
1.9i	VW	N1P19T		Titania Sensor	03.97→10.99	Rear	4	90	1362	OTA4N-5D1	1785
1.9i	VW	N1P20LT		Titania Sensor	03.97→10.99	Rear	4	90	1362	OTA4N-5D1	1785
2.0i	VW	B4204S		Titania Sensor	07.95→07.00	Front	4	54	638	OTA7N-5D2	1975
2.0i	VW	B4204S			01.96→04.99	Front	4	29	1038	OZA83-VN1	0124
2.0i	VW	B4204S		Titania Sensor	05.99→08.01	Front	4	61	663	OTA4F-5F1	1908
2.0i	VW	B4204S		Titania Sensor	04.99→01.00	Rear	4	61	750	OTA4N-5G1	1758
2.0i	VW	B4204S		Titania Sensor	05.99→05.01	Rear	4	61	750	OTA4F-5G2	1927
2.0i	VW			Titania Sensor	07.00→	Front	4	54	638	OTA7N-5D2	1975
2.0i	VW	B4204S		Titania Sensor	08.00→	Front	4	61	343	OTA4N-5F1	1795
2.0i	VW	B4204S		Titania Sensor	05.01→	Rear	4	61	750	OTA4N-5H1	1768
2.0i	VW			Titania Sensor	06.01→	Front	4	54	638	OTA7N-5D2	1975
2.0 Turbo	VW	B4204T (1948cc)		Titania Sensor	03.97→04.00	Front	4	62	1039	OTA4F-5C2	1948
2.0 Turbo	VW	B4204T (1948cc)		Titania Sensor	09.97→04.00	Rear	4	61	870	OTA4F-5E1	1942



Sensor Position is listed as either FRONT (regulating) for pre-catalyst or REAR (diagnostic) for post-catalyst installation



MOTORCYCLES



- W** = Number of Wires
C = Connector Type (see pages 162-170)
L = Length of Sensor and Lead (mm)

CC/MODEL	ENGINE	OE-NO.	DATE	W	C	L	NTK PART NO.	STOCK NO.
APRILIA								
1000								
RSV 1000 R	Rotax V2	A2 C 53025886	04.04->>	4	31	590	OZA591-SZ1	1767
RSV 1000 R Factory	Rotax V2	A2 C 53025886	10.03->>	4	31	590	OZA591-SZ1	1767

BMW								
650								
F650CS		11781 247 406	11.01→12.03	4	68	340	OZA447-E28	0427
F650CS	K14/02	76 85 320	01.04→12.05	4	68	341	OZA630-BM3	0074
F650GS/GS Dakar		11781 247 406	09.99→12.03	4	68	340	OZA447-E28	0427
F650GS/GS Dakar	R13Mü	76 85 320	12.03→	4	68	341	OZA630-BM3	0074
800								
F800S	K71	76 72 785	12.05→	4	99	521	OZA630-BM2	0073
850								
R850R	R28	76 71 756	07.02→08.05	4	69	922	OZA522-BM1	0053
R850RT	R22	76 71 756	03.01→12.04	4	69	922	OZA522-BM1	0053
1085								
R1100S	259S	76 71 756	01.03→12.03	4	69	922	OZA522-BM1	0053
1150								
R1150GS	R21	76 71 756	11.01→12.03	4	69	922	OZA522-BM1	0053
R1150GS Adventure	R21	76 71 756	11.01→09.06	4	69	922	OZA522-BM1	0053
R1150R	R28	76 71 756	10.02→08.05	4	69	922	OZA522-BM1	0053
R1150RS/RT	R22	76 71 756	03.01→12.04	4	69	922	OZA522-BM1	0053
1170								
HP2 Enduro	K25HP	76 74 452	12.05→	4	99	231	OZA630-BM1	0072
1200								
K1200GT	K41GT	76 71 756	11.02→08.05	4	69	922	OZA522-BM1	0053
K1200GT	K44	76 72 785	12.05→	4	99	521	OZA630-BM2	0073
K1200R	K43	76 72 785	03.05→	4	99	521	OZA630-BM2	0073
K1200S	K40	76 72 785	06.04→	4	99	521	OZA630-BM2	0073
K1200LT	K589	76 71 757	01.04→	4	69	554	OZA522-BM2	0054
K1200RS	K41	76 71 756	01.01→12.04	4	69	922	OZA522-BM1	0053
R1200C/CL	259C/K30	76 71 756	02.02→12.04	4	69	922	OZA522-BM1	0053
R1200GS	K25	76 74 452	11.03→	4	99	231	OZA630-BM1	0072
R1200RT	K26	76 74 452	10.04→	4	99	231	OZA630-BM1	0072
R1200S	K29	76 74 452	10.05→	4	99	231	OZA630-BM1	0072
R1200ST	K28	76 74 452	12.04→	4	99	231	OZA630-BM1	0072

DUCATI								
695								
Monster 695		CA.0083 476	06.04→	4	40	880	OZA591-BB3	0066
992								
GT 1000		CA.0083 476	01.06→	4	40	880	OZA591-BB3	0066
Monster S2R 1000		CA.0083 476	01.06→	4	40	880	OZA591-BB3	0066
Paul Smart 1000		CA.0083 476	01.06→	4	40	880	OZA591-BB3	0066
ST3, ST3S		CA.0083 476	01.04→	4	40	880	OZA591-BB3	0066
Sport 1000		CA.0083 476	01.06→	4	40	880	OZA591-BB3	0066
998								
Monster S4RS		CA.0083 476	06.04→	4	40	880	OZA591-BB3	0066



CC/MODEL	ENGINE	OE-NO.	DATE	W	C	L	NTK PART NO.	STOCK NO.
HONDA								
125								
FES125 Pantheon		36531-KRJ-9010-M1	01.05→	4	96	280	OZA577-H6	0065
PS125i		36531-KTF-6410-M1	01.06→	4	96	210	OZA577-H15	0064
SH125i		36531-KTF-6410-M1	01.05→	4	96	210	OZA577-H15	0064
150								
Pantheon 150i		36531-KRJ-9010-M1	01.05→	4	96	280	OZA577-H6	0065
1000								
CBF1000		36531-MFAA-D001-M1	01.06→	4	80	990	OZA577-H17	0007

KTM								
999								
990 Adventure / S		1614 833 0000	01.06→	4	97	500	OZA591-VB2	0009
990 Superduke		1614 833 0000	01.06→	4	97	500	OZA591-VB2	0009

MOTO GUZZI								
750								
Breva V750 i.e.		CA.0019 265	01.03→12.05	4	40	310	OZA341-BB1	0036
Breva V750 i.e.			01.06→	4	40	310	OZA591-BB2	1710
1100								
Breva V 1100		CA.0019 265	03.04→	4	40	310	OZA341-BB1	0036
California		CA.0019 265	03.04→	4	40	310	OZA341-BB1	0036
V11 Models		CA.0019 265	03.04→12.05	4	40	310	OZA341-BB1	0036

SUZUKI								
600								
GSX-R600		18213-01H00	03.06→	4	80	690	OZA448-J4	0003
750								
GSX-R750		18213-01H00	03.06→	4	80	690	OZA448-J4	0003
1800								
VZR1800 K6 (M1800R Intruder)		18213-48G00	04.06→	4	80	370	OZA448-J5	0004

TRIUMPH								
600								
Daytona 600		22 01 347	01.03→12.05	4	97	640	OZA591-UB1	0067
Speed Four		22 01 347	01.02→	4	97	640	OZA591-UB1	0067
885								
Thunderbird Sport		22 01 347	01.03→12.04	4	97	640	OZA591-UB1	0067
955								
Daytona 955i		22 01 347	01.01→	4	97	640	OZA591-UB1	0067
Speed Triple		22 01 347	01.01→12.05	4	97	640	OZA591-UB1	0067
Sprint RS		22 01 347	01.01→12.04	4	97	640	OZA591-UB1	0067
Sprint ST		22 01 347	01.01→12.04	4	97	640	OZA591-UB1	0067
Tiger		22 01 347	01.03→	4	97	640	OZA591-UB1	0067
1050								
Sprint ST		22 01 347	01.05→	4	97	640	OZA591-UB1	0067
Speed Triple		22 01 347	01.06→	4	97	640	OZA591-UB1	0067
2300								
Rocket III		22 01 247	01.04→	4	97	535	OZA591-UB2	0008
Rocket III Classic		22 01 247	01.06→	4	97	535	OZA591-UB2	0008

BUYERS GUIDE

Stock No.	NTK Part No.	Manufacturer
0003	OZA448-J4	SUZUKI
0004	OZA448-J5	SUZUKI
0006	OZA532-V4	VW
0007	OZA577-H17	HONDA
0008	OZA591-UB2	TRIUMPH
0009	OZA591-VB2	KTM
0012	OZA603-N2	NISSAN
0013	OZA603-R2	RENAULT
0014	OZA610-W2	CHEVROLET / DAEWOO
0015	OZA610-W5	CHEVROLET / DAEWOO
0016	OZA628-U1	PEUGEOT
0017	OZA629-W2	CHEVROLET / DAEWOO
0018	OZA629-W5	CHEVROLET / DAEWOO
0019	OZA629-W6	CHEVROLET / DAEWOO
0020	OZA636-R1	RENAULT
0022	OTD2F-1P2	NISSAN
0023	OTD5F-3E1	ASTON MARTIN / FORD
0024	OTD3J-5A3	LAND ROVER
0025	LZA09-E1	HONDA
0026	LZA07-AU2	AUDI
0027	LZA07-AU3	AUDI
0028	LZA07-V4	VW
0029	LZA15-A1	FIAT
0031	LZA15-A3	FIAT
0032	LZA15-GM1	OPEL / VAUXHALL
0033	LZA17-VW1	VW
0036	OZA341-BB1	MOTO GUZZI
0038	OZA341-SZ2	FORD
0039	OZA341-SZ3	FORD
0041	OZA381-D12	JAGUAR
0042	OZA488-AM1	ASTON MARTIN
0043	OZA495-RV1	MINI
0044	OZA495-RV2	LAND ROVER
0047	OZA510-AU4	AUDI
0048	OZA510-AU5	AUDI
0049	OZA510-AU6	AUDI
0050	OZA510-AU7	AUDI
0051	OZA510-V12	VW
0052	OZA519-SZ2	FORD
0053	OZA522-BM1	BMW
0054	OZA522-BM2	BMW
0055	OZA531-GM24	FIAT
0056	OZA532-A12	FIAT
0057	OZA555-D2	FORD
0058	OZA555-D3	FORD
0059	OZA562-H7	HONDA
0060	OZA562-H9	HONDA
0061	OZA563-H5	HONDA
0062	OZA563-H6	HONDA
0063	OZA563-H8	HONDA
0064	OZA577-H15	HONDA
0065	OZA577-H6	HONDA
0066	OZA591-BB3	DUCATI
0067	OZA591-UB1	TRIUMPH
0068	OZA600-BM1	BMW
0069	OZA600-BM8	BMW
0070	OZA608-U2	CITROEN / PEUGEOT
0071	OZA614-H3	HONDA
0072	OZA630-BM1	BMW
0073	OZA630-BM2	BMW
0074	OZA630-BM3	BMW
0075	OZA635-H1	HONDA
0076	OZA635-H4	HONDA
0121	OZA428-E3	MINI
0122	OZA253-F6	MAZDA

Stock No.	NTK Part No.	Manufacturer
0123	OZA55-R2	RENAULT
0124	OZA83-VN1	VOLVO
0125	OZA216-D3	FORD
0126	OZA311-R2	RENAULT
0128	OZA446-E41	OPEL / VAUXHALL
0129	OZA447-E14	AUDI / VW
0131	OZA401-E50	NISSAN
0133	OZA384-E32	TOYOTA
0134	OZA55-R3	RENAULT
0135	OZA89-D2	FORD
0136	OZA222-RV1	ROVER
0137	OZA333-H4	HONDA
0139	OZA446-E46	FORD
0142	OZA401-E51	NISSAN
0143	OZA401-E55	MAZDA
0145	OZA55-R4	RENAULT
0146	OZA112-A1	FIAT
0147	OZA236-R1	RENAULT
0148	OZA333-H5	HONDA
0150	OZA446-E42	HONDA / SEAT / VW
0151	OZA448-E31	AUDI / SEAT / VW
0153	OZA401-E57	HONDA
0154	OZA401-E56	HONDA / SUZUKI
0155	OZA446-E45	NISSAN
0156	OZA83-R1	RENAULT
0157	OZA112-A3	FIAT
0158	OZA236-R2	RENAULT
0159	OZA333-H6	HONDA
0162	OZA446-E44	SKODA
0164	OZA401-E52	HONDA
0165	OZA85-M1	MINI
0166	OZA401-E58	SUZUKI
0167	OZA83-R2	RENAULT
0168	OZA201-AM1	ASTON MARTIN
0169	OZA245-H1	HONDA / ROVER
0175	OZA401-E53	MINI
0176	OZA25-F3	MAZDA
0177	OZA73-F1	MAZDA
0178	OZA83-R3	RENAULT
0179	OZA201-AM2	ASTON MARTIN
0180	OZA245-H2	HONDA / ROVER
0182	OZA448-E29	MERCEDES
0183	OZA447-E13	SKODA / VW
0187	OZA25-F1	MAZDA
0188	OZA186-F5	MAZDA
0189	OZA83-R4	RENAULT
0190	OZA216-D2	FORD
0191	OZA311-R1	RENAULT
0193	OZA446-E40	OPEL / VAUXHALL
0194	OZA446-E43	AUDI
0197	OZA428-E2	MINI
0199	OZA33-D5	FORD
0201	OZA527-E3	CITROEN / FIAT / PEUGEOT
0204	OZA446-E50	AUDI
0206	OZA448-E45	MERCEDES
0209	OZA572-E8	BMW
0212	OZA333-H27	HONDA
0213	OZA527-E7	ALFA ROMEO / FIAT
0215	OZA446-E51	VW
0216	OZA447-E21	MERCEDES
0218	OZA527-E4	ALFA ROMEO / FERRARI / FIAT / VOLVO
0220	OZA527-E12	CITROEN / PEUGEOT
0223	OZA334-A1	FIAT
0225	OZA112-A2	FIAT

BUYERS GUIDE

Stock No.	NTK Part No.	Manufacturer
0226	OZA446-E52	VW
0227	OZA447-E22	MERCEDES
0228	OZA448-E47	TOYOTA
0234	OZA334-A2	FIAT
0237	OZA446-E53	VW
0239	OZA448-E48	FORD
0242	OZA572-E5	BMW
0244	OZA519-D1	FORD
0245	OZA334-A3	FIAT
0250	OZA502-E31	TOYOTA
0251	OZA572-E11	VW
0252	OZA572-E2	BMW
0253	OZA527-E5	ALFA ROMEO / FIAT
0254	OZA572-E13	SEAT / VW
0255	OZA421-H1	HONDA
0258	OZA445-E6	FIAT / VOLVO
0259	OZA447-E16	AUDI / SEAT / VW
0260	OZA448-E41	FORD
0263	OZA527-E10	MERCEDES
0264	OZA572-E3	BMW
0265	OZA527-E2	PEUGEOT
0266	OZA501-H17	HONDA
0269	OZA445-E7	AUDI / VW
0270	OZA447-E17	AUDI / SEAT / SKODA / VW
0271	OZA448-E42	FORD
0273	OZA572-E12	BMW
0274	OZA527-E22	CITROEN / PEUGEOT
0275	OZA572-E10	SEAT / VW
0277	OZA333-H19	HONDA
0280	OZA446-E48	FIAT / PEUGEOT
0281	OZA447-E18	AUDI / SEAT / SKODA / VW
0282	OZA448-E43	RENAULT
0283	OZA572-E1	SEAT / VW
0284	OZA527-E8	ROVER
0285	OZA527-E13	MERCEDES
0287	OZA527-E24	ALFA ROMEO
0288	OZA333-H25	HONDA
0291	OZA446-E49	ALFA ROMEO / AUDI / HONDA / VOLVO
0293	OZA448-E44	FORD
0295	OZA572-E4	BMW
0296	OZA527-E19	FIAT
0298	OZA527-E15	CITROEN / PEUGEOT
0299	OZA333-H26	HONDA
0375	OZA659-EE1	SEAT / SKODA / VW
0376	OZA659-EE2	MG / ROVER
0377	OZA659-EE3	FIAT / ALFA ROMEO
0378	OZA659-EE4	CITROEN / PEUGEOT
0379	OZA659-EE5	OPEL / VAUXHALL
0380	OZA659-EE6	RENAULT
0381	OZA659-EE7	OPEL / VAUXHALL / SAAB
0382	OZA659-EE8	CITROEN / PEUGEOT / FIAT
0383	OZA659-EE9	FORD
0384	OZA659-EE10	CITROEN / PEUGEOT
0385	OZA659-EE11	SKODA / VW
0386	OZA659-EE12	CITROEN / PEUGEOT / FIAT
0387	OZA659-EE13	RENAULT
0388	OZA659-EE14	AUDI / SEAT / SKODA / VW
0389	OZA659-EE15	CHRYSLER / MERCEDES
0390	OZA659-EE16	SEAT / VW
0391	OZA659-EE17	SEAT / VW
0392	OZA659-EE18	SKODA / VW
0393	OZA659-EE19	SEAT / SKODA / VW
0394	OZA659-EE20	SEAT / VW
0395	OZA659-EE21	CITROEN / PEUGEOT / FIAT

Stock No.	NTK Part No.	Manufacturer
0396	OZA659-EE22	CHRYSLER / MERCEDES
0397	OZA659-EE23	AUDI / VW
0398	OZA659-EE24	MERCEDES
0399	OZA659-EE25	AUDI / SKODA / VW
0400	OZA659-EE26	MERCEDES
0401	OZA74-F1	FORD / MAZDA
0402	OZA510-V2	SEAT / VW
0403	OZA488-D1	JAGUAR
0404	OZA448-E49	OPEL / VAUXHALL
0405	OZA447-E26	OPEL / VAUXHALL
0407	OZA334-SZ3	OPEL / VAUXHALL
0408	OZA572-E14	BMW
0409	OZA532-A3	FIAT
0413	OZA510-V3	SEAT
0414	OZA457-I1	SKODA
0415	OZA448-E50	RENAULT
0416	OZA447-E27	BMW / LAND ROVER
0418	OZA334-SZ4	OPEL / VAUXHALL
0420	OTA7H-3C2	OPEL / VAUXHALL
0423	OZA572-E9	VW
0424	OZA510-V4	VW
0425	OZA502-E28	HONDA
0426	OZA448-E51	SEAT / VW
0427	OZA447-E28	BMW
0429	OZA341-RV2	ROVER
0430	OZA527-E18	ROVER
0431	OTA7L-3C4	OPEL / VAUXHALL
0433	OZA74-F2	MAZDA
0434	OZA527-E16	CITROEN / PEUGEOT
0435	OZA510-V5	SKODA / VW
0436	OZA502-E34	MITSUBISHI
0437	OZA448-E52	MITSUBISHI
0438	OZA447-E29	BMW / LAND ROVER
0439	OZA444-E1	HONDA
0440	OZA341-W2	DAEWOO
0442	OTA7L-3C3	OPEL / VAUXHALL
0444	OZA527-E25	MERCEDES / SSANGYONG
0445	OZA527-E17	CITROEN / PEUGEOT
0446	OZA74-F3	MAZDA
0447	OZA502-E35	MITSUBISHI
0448	OZA448-E53	"MITSUBISHI, VOLVO"
0449	OZA447-E30	AUDI / TOYOTA / VW
0450	OZA446-E55	SUBARU
0451	OZA381-D2	JAGUAR
0452	OZA516-AU1	AUDI / VW
0453	OTD3G-3A1	LAND ROVER / MG / ROVER
0457	OZA186-F7	MAZDA
0458	OZA502-E36	MITSUBISHI
0459	OZA448-E54	MERCEDES
0460	OZA447-E31	AUDI / FORD / VW
0461	OZA446-E56	HYUNDAI
0462	OZA381-D3	ASTON MARTIN / JAGUAR
0463	OZA527-E6	MERCEDES
0464	OTD3J-5B1	DAIMLER / JAGUAR
0466	OZA527-E27	BMW
0468	OZA277-R2	RENAULT
0469	OZA501-H23	HONDA
0470	OZA448-E55	FORD
0471	OZA447-E32	AUDI / SEAT / SKODA / VW
0472	OZA446-E57	RENAULT
0473	OZA384-E39	NISSAN / TOYOTA
0474	OZA334-AU1	AUDI / VW
0475	OTD3J-5C1	LAND ROVER
0477	OZA527-E28	FORD
0478	OZA532-A1	FIAT

BUYERS GUIDE

Stock No.	NTK Part No.	Manufacturer
0480	OZA507-R2	RENAULT
0481	OZA448-E56	CITROEN / FIAT / PEUGEOT
0482	OZA447-E34	MERCEDES
0483	OZA446-E58	SAAB
0484	OZA384-E40	MERCEDES / TOYOTA
0485	OZA334-SZ1	OPEL / VAUXHALL
0486	OTA7H-5A1	BMW
0488	OZA527-E29	CITROEN / PEUGEOT
0489	OZA532-A2	FIAT
0491	OZA510-V1	SEAT / VW
0492	OZA448-E57	CITROEN / PEUGEOT
0493	OZA447-E35	AUDI
0494	OZA447-E25	AUDI / VW
0495	OZA395-E9	SUBARU
0496	OZA334-SZ2	OPEL / VAUXHALL
0498	OZA527-E9	MG / ROVER
0499	OZA569-H1	HONDA
1609	OZA659-EE27	MERCEDES
1610	OZA659-EE28	OPEL / VAUXHALL
1611	OZA659-EE29	MERCEDES
1612	OZA659-EE30	ALFA ROMEO / FIAT
1613	OZA659-EE31	ALFA ROMEO / FIAT
1614	OZA659-EE32	SEAT / VW
1617	OZA659-EE33	AUDI / VW
1618	OZA659-EE34	MERCEDES
1619	OZA659-EE35	MERCEDES
1620	OZA659-EE36	AUDI / SKODA / VW
1624	OZA659-EE37	MERCEDES
1625	OZA659-EE38	VW
1626	OZA659-EE39	OPEL / VAUXHALL
1627	OZA659-EE40	AUDI / SEAT / VW
1629	OZA659-EE42	SMART
1630	OZA659-EE43	FORD
1638	OZA659-EE44	FORD
1705	OZA334-SZ5	ALFA ROMEO / FIAT / OPEL
1706	OZA334-SZ6	OPEL / VAUXHALL
1707	OZA381-AM1	ASTON MARTIN
1708	OZA504-D2	FORD
1709	OZA571-GB1	SMART
1720	OZA629-V3	SEAT / SKODA / VW
1721	OZA629-V4	SEAT / SKODA / VW
1722	OZA629-V5	VW
1723	OZA629-V6	VW
1725	OZA629-V7	VW
1726	OZA641-A1	FIAT
1727	LZA15-A5	FIAT
1728	LZA15-GM3	OPEL / VAUXHALL
1730	OZA446-E63	MERCEDES
1737	OZA446-E64	NISSAN
1738	OZA447-E40	AUDI / SKODA / VW
1739	OZA447-E41	TOYOTA
1753	OZA583-GM1	OPEL / VAUXHALL
1754	OZA583-GM2	SAAB / VOLVO
1755	OTA4N-5A1	VOLVO
1757	OZA488-D2	FORD
1758	OTA4N-5G1	VOLVO
1762	OZA534-A1	FIAT
1763	OTA4F-3B1	VOLVO
1764	OZA534-A2	FIAT
1765	OTA4N-5B1	VOLVO
1766	OZA488-SZ1	FORD
1767	OZA591-SZ1	APRILIA
1768	OTA4N-5H1	VOLVO
1769	OZA114-V4	SEAT
1772	LZA07-AU1	AUDI

Stock No.	NTK Part No.	Manufacturer
1773	OTA4F-3C1	VOLVO
1774	LZA11-V2	SEAT / VW
1776	OZA532-V3	SEAT / SKODA / VW
1777	OZA572-E6	BMW
1778	OZA534-V1	SEAT / SKODA / VW
1779	OZA324-L1	VOLVO
1780	OZA324-L2	VOLVO
1782	OZA510-AU1	AUDI
1783	OZA510-AU2	AUDI
1784	OZA510-AU3	AUDI
1785	OTA4N-5D1	VOLVO
1786	OZA532-A4	FIAT
1787	OZA527-E11	FIAT
1789	OZA334-AU2	AUDI
1790	OZA334-PG1	CITROEN / PEUGEOT
1794	OZA532-A10	FIAT
1795	OTA4N-5F1	VOLVO
1796	OZA532-A7	FIAT
1798	OZA341-A1	FIAT
1802	OZA401-E2	AUDI / FIAT / NISSAN / RENAULT / SAAB / SEAT / VW
1804	OZA544-N8	NISSAN / RENAULT
1805	OZA446-E12	AUDI
1807	OZA428-E1	RENAULT
1808	OZA510-I1	SKODA / VW
1809	OZA585-I1	SKODA / VW
1810	OZA445-E2	VW
1813	OZA341-PG5	CITROEN / PEUGEOT
1814	OZA341-PG6	CITROEN / PEUGEOT
1815	OZA341-PG7	CITROEN
1816	OZA341-PG8	CITROEN
1817	OZA527-E21	FORD
1818	OZA538-PG1	CITROEN / PEUGEOT
1819	OZA538-PG2	CITROEN / PEUGEOT
1820	OZA381-D1	FORD
1822	OZA401-E4	SEAT / VW
1825	LZA11-V1	AUDI
1826	OZA446-E13	MERCEDES
1827	OZA446-E8	RENAULT
1828	OZA401-E5	ROVER
1829	LZA11-V3	VW
1833	OZA446-E1	FERRARI / FIAT / SAAB / VOLVO
1836	OZA571-C10	MERCEDES
1837	OZA446-E14	MERCEDES
1838	OZA446-E5	ALFA ROMEO
1839	OZA448-E16	TOYOTA
1840	LZA06-U1	CITROEN / PEUGEOT
1842	LZA11-V4	SEAT / VW
1845	OZA600-BM2	BMW
1846	OZA600-BM5	BMW
1847	OZA600-BM7	BMW
1848	OZA446-E15	VW
1850	OZA445-E4	VW
1851	LZA07-V1	AUDI / SEAT / SKODA / VW
1852	OZA495-PG2	CITROEN / PEUGEOT
1853	OZA495-PG3	PEUGEOT
1855	OZA446-E2	AUDI / CITROEN / FIAT / HYUNDAI / JAGUAR / SEAT / VOLVO / VW
1856	OZA114-A1	FIAT
1857	OZA544-R1	NISSAN / RENAULT
1859	OZA446-E16	AUDI / SAAB
1860	OZA445-E3	VW
1861	OZA446-E6	OPEL / VAUXHALL
1862	OZA531-GM1	OPEL / VAUXHALL
1863	OZA531-GM2	OPEL / VAUXHALL

BUYERS GUIDE

Stock No.	NTK Part No.	Manufacturer
1864	OZA531-GM3	OPEL / VAUXHALL
1865	OZA448-E12	FORD
1866	OZA446-E3	HONDA / OPEL / VAUXHALL / VW
1867	OZA33-D8	FORD
1868	LZA07-V2	VW
1869	OZA531-GM6	OPEL / VAUXHALL
1872	OZA446-E7	MERCEDES
1877	OZA446-E4	ALFA ROMEO / FIAT / JAGUAR
1878	OZA55-R1	RENAULT
1880	LZA07-V3	SEAT / SKODA / VW
1882	OZA401-E6	DAEWOO / OPEL / SUBARU / SUZUKI / VAUXHALL
1883	OZA510-V10	SEAT / VW
1884	OZA510-V11	AUDI / SEAT / SKODA / VW
1885	OZA510-V6	SEAT / SKODA / VW
1886	OZA510-V7	SEAT / VW
1887	OZA446-E18	ALFA ROMEO / FIAT
1889	OZA65-A2	FIAT
1890	OZA89-D1	FORD
1891	OZA531-GM16	OPEL / VAUXHALL
1892	OZA531-GM22	OPEL / VAUXHALL
1895	OZA575-GM1	SAAB
1896	OZA575-GM2	OPEL / VAUXHALL
1898	OZA446-E11	AUDI / CITROEN / PEUGEOT / RENAULT / SEAT
1907	OTD2F-3K1	NISSAN
1908	OTA4F-5F1	VOLVO
1909	OZA448-E58	NISSAN
1920	OTA7N-5A1	OPEL / VAUXHALL
1921	OTA5F-3C1	ALFA ROMEO
1927	OTA4F-5G2	VOLVO
1928	OTA6F-3A1	ALFA ROMEO
1932	OTA7H-3A1	BMW
1938	OTA7N-5A2	OPEL / VAUXHALL
1940	OZA25-KH1	HYUNDAI
1942	OTA4F-5E1	VOLVO
1943	OTA7H-3A2	BMW
1948	OTA4F-5C2	VOLVO
1950	OZA447-E36	FORD / VW
1954	OTA7H-3C1	OPEL / VAUXHALL
1963	OTA7N-5C1	BMW
1965	OTA7N-5E1	BMW
1969	OZA25-KH3	HYUNDAI
1971	OZA447-E42	NISSAN
1973	OTA7N-5B1	BMW
1974	OTA7N-5D1	BMW
1975	OTA7N-5D2	BMW / VOLVO
1976	OZA447-E44	MERCEDES
1980	OZA527-E33	CITROEN / PEUGEOT
1981	OZA527-E34	CITROEN / PEUGEOT
1982	OZA527-E35	CITROEN / PEUGEOT
1991	OTA7N-5D3	BMW
1993	OZA527-E36	JEEP / SEAT / VW
1995	OZA659-EE51	OPEL / VAUXHALL
1996	OZA659-EE52	CITROEN / PEUGEOT
5656	OZA660-EE3	OPEL / VAUXHALL
5658	OZA660-EE4	OPEL / VAUXHALL
5662	OZA660-EE5	BMW
5680	OZA660-EE6	NISSAN
5681	OZA660-EE7	OPEL / VAUXHALL
5682	OZA660-EE8	MERCEDES
5694	OZA660-EE9	MERCEDES
5695	OZA660-EE10	OPEL / VAUXHALL
5697	OZA660-EE11	VOLVO
5698	OZA660-EE12	RENAULT
5706	OZA660-EE13	OPEL / VAUXHALL

Stock No.	NTK Part No.	Manufacturer
5707	OZA660-EE14	BMW
5708	OZA660-EE15	FORD
5709	OZA660-EE16	RENAULT
5713	OZA660-EE17	BMW
5714	OZA660-EE18	HONDA
5716	OZA660-EE19	BMW
5717	OZA660-EE20	RENAULT
5719	OZA660-EE21	RENAULT
5720	OZA660-EE22	BMW
5737	OZA660-EE23	CITROEN / PEUGEOT
5739	OZA660-EE24	CITROEN / PEUGEOT
5747	OZA659-EE45	MG / ROVER
5748	OZA659-EE46	AUDI / SKODA / VW
5750	OZA659-EE47	AUDI / SKODA / VW
5752	OZA659-EE48	MERCEDES
5753	OZA659-EE49	ALFA ROMEO / FIAT
5754	OZA659-EE50	LAND ROVER
6380	OZA28-C3	CHRYSLER / JEEP
6381	OZA248-C1	CHRYSLER / JEEP
6384	OZA571-C2	CHRYSLER / JEEP
6396	OZA571-C7	CHRYSLER
6397	OZA623-C1	CHRYSLER / JEEP
6400	OZA623-C2	JEEP
6407	OZA107-KH2	HYUNDAI / KIA
6408	OZA341-W1	CHEVROLET / DAEWOO
6455	OZA218-H2	HONDA
6497	OZA544-N7	NISSAN
6513	OZA544-N14	NISSAN
6515	OZA507-R1	RENAULT
6518	OZA603-R3	RENAULT
6519	OZA636-R3	RENAULT
7858	OZA659-EE53	RENAULT
7859	OZA659-EE54	RENAULT
7860	OZA659-EE55	MERCEDES
7863	OZA659-EE56	ALFA ROMEO / FIAT
7864	OZA659-EE57	ALFA ROMEO
7903	OZA659-EE58	ALFA ROMEO
7904	OZA659-EE59	ALFA ROMEO
7905	OZA659-EE60	ALFA ROMEO
7915	OZA659-EE61	CITROEN / PEUGEOT
7916	OZA659-EE62	CITROEN / DAIHATSU / PEUGEOT / TOYOTA
7948	OZA659-EE63	CITROEN / DAIHATSU / PEUGEOT / TOYOTA
7949	OZA659-EE64	AUDI / SKODA / VW
7951	OZA668-EE12	HONDA
7952	OZA668-EE13	SUZUKI
7953	OZA669-EE8	TOYOTA
7954	OZA669-EE9	TOYOTA
7970	OZA669-EE10	TOYOTA
7971	OZA669-EE11	HONDA
7973	OZA669-EE12	LEXUS / TOYOTA
7974	OZA673-EE1	MAZDA / MERCEDES
7975	OZA674-EE1	MERCEDES
7978	OZA675-EE1	ALFA ROMEO / FIAT
7979	OZA676-EE1	CITROEN / PEUGEOT



SENSOR INFORMATION

BY STOCK NUMBER

Stock No.	NTK Part No.	No. of wires	Connector Type No.	Length	Fitting
0003	OZA448-J4	4	80	690	M18 x 1.5
0004	OZA448-J5	4	80	370	M18 x 1.5
0006	OZA532-V4	4	64	600	M18 x 1.5
0007	OZA577-H17	4	80	990	M18 x 1.5
0008	OZA591-UB2	4	97	535	M18 x 1.5
0009	OZA591-VB2	4	97	500	M18 x 1.5
0012	OZA603-N2	4	31	271	M18 x 1.5
0013	OZA603-R2	4	101	434	M18 x 1.5
0014	OZA610-W2	4	102	380	M18 x 1.5
0015	OZA610-W5	4	102	350	M18 x 1.5
0016	OZA628-U1	4	82	446	M18 x 1.5
0017	OZA629-W2	4	31	400	M18 x 1.5
0018	OZA629-W5	4	31	510	M18 x 1.5
0019	OZA629-W6	4	31	310	M18 x 1.5
0020	OZA636-R1	4	67	445	M18 x 1.5
0022	OTD2F-1P2	3	60	196	M18 x 1.5
0023	OTD5F-3E1	3	103	876	M18 x 1.5
0024	OTD3J-5A3	4	56	460	M18 x 1.5
0025	LZA09-E1	5	100	410	M18 x 1.5
0026	LZA07-AU2	5	98	830	M18 x 1.5
0027	LZA07-AU3	5	91	830	M18 x 1.5
0028	LZA07-V4	5	91	725	M18 x 1.5
0029	LZA15-A1	5	91	660	M18 x 1.5
0031	LZA15-A3	5	91	318	M18 x 1.5
0032	LZA15-GM1	5	91	990	M18 x 1.5
0033	LZA17-VW1	5	91	680	M18 x 1.5
0036	OZA341-BB1	4	40	310	M18 x 1.5
0037	OZA341-BN1	4	33	782	M18 x 1.5
0038	OZA341-SZ2	4	32	800	M18 x 1.5
0039	OZA341-SZ3	4	32	300	M18 x 1.5
0041	OZA381-D12	4	32	296	M18 x 1.5
0042	OZA488-AM1	4	32	493	M18 x 1.5
0043	OZA495-RV1	4	75	620	M18 x 1.5
0044	OZA495-RV2	4	75	428	M18 x 1.5
0045	OZA501-H20	4	44	595	M18 x 1.5
0046	OZA508-H4	4	44	535	M18 x 1.5
0047	OZA510-AU4	4	84	591	M18 x 1.5
0048	OZA510-AU5	4	85	541	M18 x 1.5
0049	OZA510-AU6	4	84	591	M18 x 1.5
0050	OZA510-AU7	4	85	721	M18 x 1.5
0051	OZA510-V12	4	85	511	M18 x 1.5
0052	OZA519-SZ2	4	32	335	M18 x 1.5
0053	OZA522-BM1	4	69	922	M18 x 1.5
0054	OZA522-BM2	4	69	554	M18 x 1.5
0055	OZA531-GM24	4	74	1485	M18 x 1.5
0056	OZA532-A12	4	104	310	M18 x 1.5
0057	OZA555-D2	4	32	915	M18 x 1.5
0058	OZA555-D3	4	32	372	M18 x 1.5
0059	OZA562-H7	4	44	740	M18 x 1.5
0060	OZA562-H9	4	44	455	M18 x 1.5
0061	OZA563-H5	4	43	340	M18 x 1.5
0062	OZA563-H6	4	43	300	M18 x 1.5
0063	OZA563-H8	4	44	690	M18 x 1.5
0064	OZA577-H15	4	96	210	M18 x 1.5
0065	OZA577-H6	4	96	280	M18 x 1.5
0066	OZA591-BB3	4	40	880	M18 x 1.5
0067	OZA591-UB1	4	97	640	M18 x 1.5
0068	OZA600-BM1	4	54	736	M18 x 1.5
0069	OZA600-BM8	4	68	281	M18 x 1.5
0070	OZA608-U2	4	83	381	M18 x 1.5
0071	OZA614-H3	4	44	500	M18 x 1.5
0072	OZA630-BM1	4	99	231	M18 x 1.5
0073	OZA630-BM2	4	99	521	M18 x 1.5

Stock No.	NTK Part No.	No. of wires	Connector Type No.	Length	Fitting
0074	OZA630-BM3	4	68	341	M18 x 1.5
0075	OZA635-H1	4	105	275	M18 x 1.5
0076	OZA635-H4	4	105	335	M18 x 1.5
0120	OZA401-E49	1	7	340	Flange
0121	OZA428-E3	2	11	630	M18 x 1.5
0122	OZA253-F6	4	31	250	M18 x 1.5
0123	OZA55-R2	3	14	368	M18 x 1.5
0124	OZA83-VN1	4	29	1038	M18 x 1.5
0125	OZA216-D3	4	27	710	M18 x 1.5
0126	OZA311-R2	3	24	257	M18 x 1.5
0128	OZA446-E41	3	14	225	M18 x 1.5
0129	OZA447-E14	4	48	967	M18 x 1.5
0131	OZA401-E50	1	3	170	M18 x 1.5
0132	OZA428-E4	2	12	460	M18 x 1.5
0133	OZA384-E32	4	34	392	Flange
0134	OZA55-R3	3	13	180	M18 x 1.5
0135	OZA89-D2	4	27	360	M18 x 1.5
0136	OZA222-RV1	4	33	540	M18 x 1.5
0137	OZA333-H4	4	43	320	M18 x 1.5
0138	OZA447-E10	4	59	675	M18 x 1.5
0139	OZA446-E46	3	25	271	M18 x 1.5
0142	OZA401-E51	1	3	200	M18 x 1.5
0143	OZA401-E55	1	9	450	M18 x 1.5
0145	OZA55-R4	3	14	228	M18 x 1.5
0146	OZA112-A1	4	31	850	M18 x 1.5
0147	OZA236-R1	3	14	288	M18 x 1.5
0148	OZA333-H5	4	43	410	M18 x 1.5
0150	OZA446-E42	4	17	583	M18 x 1.5
0151	OZA448-E31	4	48	520	M18 x 1.5
0152	OZA448-E37	4	40	885	M18 x 1.5
0153	OZA401-E57	1	5	370	M18 x 1.5
0154	OZA401-E56	1	5	380	M18 x 1.5
0155	OZA446-E45	3	23	380	M18 x 1.5
0156	OZA83-R1	4	28	478	M18 x 1.5
0157	OZA112-A3	4	31	600	M18 x 1.5
0158	OZA236-R2	3	13	180	M18 x 1.5
0159	OZA333-H6	4	43	235	M18 x 1.5
0160	OZA448-E38	4	41	750	M18 x 1.5
0162	OZA446-E44	3	19	610	M18 x 1.5
0164	OZA401-E52	1	7	470	M18 x 1.5
0165	OZA85-M1	4	30	290	M18 x 1.5
0166	OZA401-E58	1	6	445	M18 x 1.5
0167	OZA83-R2	4	28	318	M18 x 1.5
0168	OZA201-AM1	4	32	393	M18 x 1.5
0169	OZA245-H1	4	44	410	M18 x 1.5
0175	OZA401-E53	1	8	655	M18 x 1.5
0176	OZA25-F3	1	1	550	M18 x 1.5
0177	OZA73-F1	3	15	350	M18 x 1.5
0178	OZA83-R3	4	28	368	M18 x 1.5
0179	OZA201-AM2	4	32	393	M18 x 1.5
0180	OZA245-H2	4	43	225	M18 x 1.5
0182	OZA448-E29	4	47	1145	M18 x 1.5
0183	OZA447-E13	4	36	517	M18 x 1.5
0186	OZA401-E54	1	8	445	M18 x 1.5
0187	OZA25-F1	1	1	550	M18 x 1.5
0188	OZA186-F5	3	16	380	M18 x 1.5
0189	OZA83-R4	4	28	253	M18 x 1.5
0190	OZA216-D2	4	27	360	M18 x 1.5
0191	OZA311-R1	3	13	255	M18 x 1.5
0193	OZA446-E40	3	14	422	M18 x 1.5
0194	OZA446-E43	3	26	410	M18 x 1.5
0197	OZA428-E2	2	12	580	M18 x 1.5
0198	OZA25-F12	1	2	550	M18 x 1.5

SENSOR INFORMATION



BY STOCK NUMBER

Stock No.	NTK Part No.	No. of wires	Connector Type No.	Length	Fitting
0199	OZA33-D5	4	27	300	M18 x 1.5
0201	OZA527-E3	4	58	1470	M18 x 1.5
0204	OZA446-E50	3	19	710	M18 x 1.5
0206	OZA448-E45	4	47	985	M18 x 1.5
0207	OZA401-E63	1	8	550	M18 x 1.5
0209	OZA572-E8	4	35	540	M18 x 1.5
0210	OZA448-E39	4	63	270	M18 x 1.5
0212	OZA333-H27	4	43	410	M18 x 1.5
0213	OZA527-E7	4	40	972	M18 x 1.5
0215	OZA446-E51	3	46	545	M18 x 1.5
0216	OZA447-E21	4	47	565	M18 x 1.5
0218	OZA527-E4	4	38	880	M18 x 1.5
0220	OZA527-E12	4	58	450	M18 x 1.5
0223	OZA334-A1	4	40	610	M18 x 1.5
0225	OZA112-A2	4	31	300	M18 x 1.5
0226	OZA446-E52	3	46	430	M18 x 1.5
0227	OZA447-E22	4	47	625	M18 x 1.5
0228	OZA448-E47	4	34	310	M18 x 1.5
0234	OZA334-A2	4	40	980	M18 x 1.5
0236	OZA112-A4	4	40	800	M18 x 1.5
0237	OZA446-E53	3	46	335	M18 x 1.5
0239	OZA448-E48	4	27	610	M18 x 1.5
0242	OZA572-E5	4	35	400	M18 x 1.5
0244	OZA519-D1	4	32	372	M18 x 1.5
0245	OZA334-A3	4	40	310	M18 x 1.5
0250	OZA502-E31	4	34	275	M18 x 1.5
0251	OZA572-E11	4	48	780	M18 x 1.5
0252	OZA572-E2	4	35	510	M18 x 1.5
0253	OZA527-E5	4	38	1130	M18 x 1.5
0254	OZA572-E13	4	36	585	M18 x 1.5
0255	OZA421-H1	4	43	240	M18 x 1.5
0256	OZA21-F3	3	78	420	M18 x 1.5
0258	OZA445-E6	3	19	885	M18 x 1.5
0259	OZA447-E16	4	48	550	M18 x 1.5
0260	OZA448-E41	4	27	570	M18 x 1.5
0263	OZA527-E10	4	41	770	M18 x 1.5
0264	OZA572-E3	4	35	730	M18 x 1.5
0265	OZA527-E2	4	37	510	M18 x 1.5
0266	OZA501-H17	4	43	240	M18 x 1.5
0269	OZA445-E7	3	19	975	M18 x 1.5
0270	OZA447-E17	4	64	470	M18 x 1.5
0271	OZA448-E42	4	27	555	M18 x 1.5
0273	OZA572-E12	4	35	910	M18 x 1.5
0274	OZA527-E22	4	37	1210	M18 x 1.5
0275	OZA572-E10	4	48	1430	M18 x 1.5
0277	OZA333-H19	4	44	450	M18 x 1.5
0280	OZA446-E48	3	45	510	M18 x 1.5
0281	OZA447-E18	4	64	620	M18 x 1.5
0282	OZA448-E43	4	28	255	M18 x 1.5
0283	OZA572-E1	4	36	550	M18 x 1.5
0284	OZA527-E8	4	33	390	M18 x 1.5
0285	OZA527-E13	4	47	830	M18 x 1.5
0286	OZA573-E1	4	34	310	M18 x 1.5
0287	OZA527-E24	4	40	1175	M18 x 1.5
0288	OZA333-H25	4	43	245	M18 x 1.5
0291	OZA446-E49	3	19	1665	M18 x 1.5
0293	OZA448-E44	4	27	375	M18 x 1.5
0295	OZA572-E4	4	35	1420	M18 x 1.5
0296	OZA527-E19	4	40	378	M18 x 1.5
0298	OZA527-E15	4	49	375	M18 x 1.5
0299	OZA333-H26	4	43	320	M18 x 1.5
0375	OZA659-EE1	4	64	975	M18 x 1.5
0376	OZA659-EE2	4	106	540	M18 x 1.5

Stock No.	NTK Part No.	No. of wires	Connector Type No.	Length	Fitting
0377	OZA659-EE3	4	40	300	M18 x 1.5
0378	OZA659-EE4	4	83	540	M18 x 1.5
0379	OZA659-EE5	4	74	295	M18 x 1.5
0380	OZA659-EE6	4	67	455	M18 x 1.5
0381	OZA659-EE7	4	74	420	M18 x 1.5
0382	OZA659-EE8	4	83	1230	M18 x 1.5
0383	OZA659-EE9	4	32	375	M18 x 1.5
0384	OZA659-EE10	4	82	535	M18 x 1.5
0385	OZA659-EE11	4	65	740	M18 x 1.5
0386	OZA659-EE12	4	83	410	M18 x 1.5
0387	OZA659-EE13	4	67	330	M18 x 1.5
0388	OZA659-EE14	4	65	560	M18 x 1.5
0389	OZA659-EE15	4	47	240	M18 x 1.5
0390	OZA659-EE16	4	64	1670	M18 x 1.5
0391	OZA659-EE17	4	64	1175	M18 x 1.5
0392	OZA659-EE18	4	65	490	M18 x 1.5
0393	OZA659-EE19	4	65	545	M18 x 1.5
0394	OZA659-EE20	4	64	1590	M18 x 1.5
0395	OZA659-EE21	4	82	1490	M18 x 1.5
0396	OZA659-EE22	4	47	320	M18 x 1.5
0397	OZA659-EE23	4	65	575	M18 x 1.5
0398	OZA659-EE24	4	47	400	M18 x 1.5
0399	OZA659-EE25	4	64	1135	M18 x 1.5
0400	OZA659-EE26	4	47	435	M18 x 1.5
0401	OZA74-F1	4	31	480	M18 x 1.5
0402	OZA510-V2	4	64	1576	M18 x 1.5
0403	OZA488-D1	4	32	271	M18 x 1.5
0404	OZA448-E49	4	42	320	M18 x 1.5
0405	OZA447-E26	4	72	510	M18 x 1.5
0406	OZA401-E66	1	8	500	M18 x 1.5
0407	OZA334-SZ3	4	74	401	M18 x 1.5
0408	OZA572-E14	4	47	570	M18 x 1.5
0409	OZA532-A3	4	40	260	M18 x 1.5
0413	OZA510-V3	4	65	1326	M18 x 1.5
0414	OZA457-I1	4	36	516	M18 x 1.5
0415	OZA448-E50	4	67	380	M18 x 1.5
0416	OZA447-E27	4	68	290	M18 x 1.5
0417	OZA401-E67	1	8	650	M18 x 1.5
0418	OZA334-SZ4	4	74	271	M18 x 1.5
0420	OTA7H-3C2	4	53	338	M18 x 1.5
0423	OZA572-E9	4	48	620	M18 x 1.5
0424	OZA510-V4	4	65	541	M18 x 1.5
0425	OZA502-E28	4	43	410	M18 x 1.5
0426	OZA448-E51	4	64	475	M18 x 1.5
0427	OZA447-E28	4	68	340	M18 x 1.5
0428	OZA401-E68	1	8	700	M18 x 1.5
0429	OZA341-RV2	4	75	620	M18 x 1.5
0430	OZA527-E18	4	33	545	M18 x 1.5
0431	OTA7L-3C4	4	53	338	M18 x 1.5
0433	OZA74-F2	4	31	280	M18 x 1.5
0434	OZA527-E16	4	49	630	M18 x 1.5
0435	OZA510-V5	4	64	526	M18 x 1.5
0436	OZA502-E34	4	30	320	M18 x 1.5
0437	OZA448-E52	4	71	340	M18 x 1.5
0438	OZA447-E29	4	69	975	M18 x 1.5
0439	OZA444-E1	4	43	410	M18 x 1.5
0440	OZA341-W2	4	42	310	M18 x 1.5
0442	OTA7L-3C3	4	53	708	M18 x 1.5
0444	OZA527-E25	4	41	750	M18 x 1.5
0445	OZA527-E17	4	49	1220	M18 x 1.5
0446	OZA74-F3	4	31	250	M18 x 1.5
0447	OZA502-E35	4	30	265	M18 x 1.5
0448	OZA448-E53	4	76	400	M18 x 1.5



SENSOR INFORMATION

BY STOCK NUMBER

Stock No.	NTK Part No.	No. of wires	Connector Type No.	Length	Fitting
0449	OZA447-E30	4	48	985	M18 x 1.5
0450	OZA446-E55	3	80	440	M18 x 1.5
0451	OZA381-D2	4	32	271	M18 x 1.5
0452	OZA516-AU1	4	64	1055	M18 x 1.5
0453	OTD3G-3A1	3	55	521	M12 x 1.25
0455	OZA527-E14	4	36	622	M18 x 1.5
0457	OZA186-F7	3	15	450	M18 x 1.5
0458	OZA502-E36	4	30	285	M18 x 1.5
0459	OZA448-E54	4	47	280	M18 x 1.5
0460	OZA447-E31	4	48	720	M18 x 1.5
0461	OZA446-E56	3	79	265	M18 x 1.5
0462	OZA381-D3	4	32	393	M18 x 1.5
0463	OZA527-E6	4	39	875	M18 x 1.5
0464	OTD3J-5B1	4	56	730	M12 x 1.25
0466	OZA527-E27	4	35	1490	M18 x 1.5
0468	OZA277-R2	4	67	445	M18 x 1.5
0469	OZA501-H23	4	44	450	M18 x 1.5
0470	OZA448-E55	4	27	720	M18 x 1.5
0471	OZA447-E32	4	64	700	M18 x 1.5
0472	OZA446-E57	3	13	385	M18 x 1.5
0473	OZA384-E39	4	34	300	Flange
0474	OZA334-AU1	4	65	700	M18 x 1.5
0475	OTD3J-5C1	4	43	521	M12 x 1.25
0477	OZA527-E28	4	63	720	M18 x 1.5
0478	OZA532-A1	4	40	980	M18 x 1.5
0480	OZA507-R2	4	67	445	M18 x 1.5
0481	OZA448-E56	4	49	1480	M18 x 1.5
0482	OZA447-E34	4	47	815	M18 x 1.5
0483	OZA446-E58	3	77	1095	M18 x 1.5
0484	OZA384-E40	4	34	338	Flange
0485	OZA334-SZ1	4	74	741	M18 x 1.5
0486	OTA7H-5A1	4	54	968	M18 x 1.5
0488	OZA527-E29	4	73	370	M18 x 1.5
0489	OZA532-A2	4	40	610	M18 x 1.5
0491	OZA510-V1	4	64	1686	M18 x 1.5
0492	OZA448-E57	4	49	380	M18 x 1.5
0493	OZA447-E35	4	66	1350	M18 x 1.5
0494	OZA447-E25	4	66	1140	M18 x 1.5
0495	OZA395-E9	3	80	440	M18 x 1.5
0496	OZA334-SZ2	4	74	571	M18 x 1.5
0498	OZA527-E9	4	33	590	M18 x 1.5
0499	OZA569-H1	4	43	240	M18 x 1.5
1609	OZA659-EE27	4	47	380	M18 x 1.5
1610	OZA659-EE28	4	74	520	M18 x 1.5
1611	OZA659-EE29	4	47	480	M18 x 1.5
1612	OZA659-EE30	4	40	1170	M18 x 1.5
1613	OZA659-EE31	4	40	600	M18 x 1.5
1614	OZA659-EE32	4	65	480	M18 x 1.5
1617	OZA659-EE33	4	65	700	M18 x 1.5
1618	OZA659-EE34	4	47	585	M18 x 1.5
1619	OZA659-EE35	4	47	460	M18 x 1.5
1620	OZA659-EE36	4	48	615	M18 x 1.5
1624	OZA659-EE37	4	47	565	M18 x 1.5
1625	OZA659-EE38	4	65	505	M18 x 1.5
1626	OZA659-EE39	4	74	270	M18 x 1.5
1627	OZA659-EE40	4	64	535	M18 x 1.5
1628	OZA659-EE41	4	107	415	M18 x 1.5
1629	OZA659-EE42	4	47	295	M18 x 1.5
1630	OZA659-EE43	4	32	390	M18 x 1.5
1638	OZA659-EE44	4	27	370	M18 x 1.5
1705	OZA334-SZ5	4	74	471	M18 x 1.5
1706	OZA334-SZ6	4	74	471	M18 x 1.5
1707	OZA381-AM1	4	32	650	M18 x 1.5

Stock No.	NTK Part No.	No. of wires	Connector Type No.	Length	Fitting
1708	OZA504-D2	4	32	330	M18 x 1.5
1709	OZA571-GB1	4	89	300	M18 x 1.5
1720	OZA629-V3	4	84	511	M18 x 1.5
1721	OZA629-V4	4	85	526	M18 x 1.5
1722	OZA629-V5	4	84	521	M18 x 1.5
1723	OZA629-V6	4	85	651	M18 x 1.5
1725	OZA629-V7	4	85	601	M18 x 1.5
1726	OZA641-A1	4	104	310	M18 x 1.5
1727	LZA15-A5	5	91	610	M18 x 1.5
1728	LZA15-GM3	5	91	860	M18 x 1.5
1730	OZA446-E63	3	20	965	M18 x 1.5
1737	OZA446-E64	3	129	330	M18 x 1.5
1738	OZA447-E40	4	64	995	M18 x 1.5
1739	OZA447-E41	4	34	525	M18 x 1.5
1753	OZA583-GM1	4	86	312	M18 x 1.5
1754	OZA583-GM2	4	87	725	M18 x 1.5
1755	OTA4N-5A1	4	94	530	M18 x 1.5
1757	OZA488-D2	4	32	393	M18 x 1.5
1758	OTA4N-5G1	4	61	750	M18 x 1.5
1759	OZA112-A6	4	40	400	M18 x 1.5
1760	OZA112-A7	4	40	700	M18 x 1.5
1762	OZA534-A1	4	40	610	M18 x 1.5
1763	OTA4F-3B1	3	57	1700	M18 x 1.5
1764	OZA534-A2	4	40	410	M18 x 1.5
1765	OTA4N-5B1	4	50	530	M18 x 1.5
1766	OZA488-SZ1	4	32	372	M18 x 1.5
1767	OZA591-SZ1	4	31	590	M18 x 1.5
1768	OTA4N-5H1	4	61	750	M18 x 1.5
1772	LZA07-AU1	5	91	600	M18 x 1.5
1773	OTA4F-3C1	3	95	1900	M18 x 1.5
1774	LZA11-V2	5	92	535	M18 x 1.5
1776	OZA532-V3	4	85	481	M18 x 1.5
1777	OZA572-E6	4	47	350	M18 x 1.5
1778	OZA534-V1	4	64	611	M18 x 1.5
1779	OZA324-L1	4	81	570	M18 x 1.5
1780	OZA324-L2	4	61	1356	M18 x 1.5
1782	OZA510-AU1	4	65	620	M18 x 1.5
1783	OZA510-AU2	4	84	971	M18 x 1.5
1784	OZA510-AU3	4	85	971	M18 x 1.5
1785	OTA4N-5D1	4	90	1362	M18 x 1.5
1786	OZA532-A4	4	40	1370	M18 x 1.5
1787	OZA527-E11	4	42	820	M18 x 1.5
1789	OZA334-AU2	4	65	780	M18 x 1.5
1790	OZA334-PG1	4	49	536	M18 x 1.5
1792	OZA532-A5	4	40	1810	M18 x 1.5
1793	OZA532-A9	4	40	810	M18 x 1.5
1794	OZA532-A10	4	40	310	M18 x 1.5
1795	OTA4N-5F1	4	61	343	M18 x 1.5
1796	OZA532-A7	4	40	980	M18 x 1.5
1798	OZA341-A1	4	40	310	M18 x 1.5
1800	OZA534-A3	4	40	980	M18 x 1.5
1802	OZA401-E2	1	3	472	M18 x 1.5
1804	OZA544-N8	4	70	371	M18 x 1.5
1805	OZA446-E12	3	19	365	M18 x 1.5
1807	OZA428-E1	2	10	370	M18 x 1.5
1808	OZA510-I1	4	65	231	M18 x 1.5
1809	OZA585-I1	4	64	601	M18 x 1.5
1810	OZA445-E2	4	17	450	M18 x 1.5
1813	OZA341-PG5	4	82	536	M18 x 1.5
1814	OZA341-PG6	4	82	1236	M18 x 1.5
1815	OZA341-PG7	4	82	1486	M18 x 1.5
1816	OZA341-PG8	4	82	1836	M18 x 1.5
1817	OZA527-E21	4	63	270	M18 x 1.5

SENSOR INFORMATION



BY STOCK NUMBER

Stock No.	NTK Part No.	No. of wires	Connector Type No.	Length	Fitting
1818	OZA538-PG1	4	82	1236	M18 x 1.5
1819	OZA538-PG2	4	82	1836	M18 x 1.5
1820	OZA381-D1	4	32	372	M18 x 1.5
1822	OZA401-E4	2	4	480	M18 x 1.5
1825	LZA11-V1	5	92	250	M18 x 1.5
1826	OZA446-E13	3	21	315	M18 x 1.5
1827	OZA446-E8	3	14	375	M18 x 1.5
1828	OZA401-E5	1	5	370	M18 x 1.5
1829	LZA11-V3	5	92	465	M18 x 1.5
1833	OZA446-E1	3	19	670	M18 x 1.5
1836	OZA571-C10	4	89	300	M18 x 1.5
1837	OZA446-E14	3	20	760	M18 x 1.5
1838	OZA446-E5	3	19	1100	M18 x 1.5
1839	OZA448-E16	4	34	200	Flange
1840	LZA06-U1	5	93	375	M18 x 1.5
1842	LZA11-V4	5	92	810	M18 x 1.5
1845	OZA600-BM2	4	54	591	M18 x 1.5
1846	OZA600-BM5	4	54	431	M18 x 1.5
1847	OZA600-BM7	4	54	241	M18 x 1.5
1848	OZA446-E15	3	18	970	M18 x 1.5
1850	OZA445-E4	4	17	920	M18 x 1.5
1851	LZA07-V1	5	92	750	M18 x 1.5
1852	OZA495-PG2	4	83	536	M18 x 1.5
1853	OZA495-PG3	4	83	1236	M18 x 1.5
1855	OZA446-E2	3	19	975	M18 x 1.5
1856	OZA114-A1	4	31	290	M18 x 1.5
1857	OZA544-R1	4	88	500	M18 x 1.5
1859	OZA446-E16	3	19	1215	M18 x 1.5
1860	OZA445-E3	3	18	960	M18 x 1.5
1861	OZA446-E6	3	14	885	M18 x 1.5
1862	OZA531-GM1	4	86	660	M18 x 1.5
1863	OZA531-GM2	4	74	1245	M18 x 1.5
1864	OZA531-GM3	4	74	1115	M18 x 1.5
1865	OZA448-E12	4	27	270	M18 x 1.5
1866	OZA446-E3	3	14	1220	M18 x 1.5
1867	OZA33-D8	4	27	600	M18 x 1.5
1868	LZA07-V2	5	92	680	M18 x 1.5
1869	OZA531-GM6	4	86	607	M18 x 1.5
1870	OZA531-GM7	4	86	247	M18 x 1.5
1872	OZA446-E7	3	20	510	M18 x 1.5
1877	OZA446-E4	3	19	895	M18 x 1.5
1878	OZA55-R1	3	14	288	M18 x 1.5
1880	LZA07-V3	5	91	330	M18 x 1.5
1882	OZA401-E6	1	6	320	M18 x 1.5
1883	OZA510-V10	4	64	1596	M18 x 1.5
1884	OZA510-V11	4	85	471	M18 x 1.5
1885	OZA510-V6	4	64	251	M18 x 1.5
1886	OZA510-V7	4	64	1706	M18 x 1.5
1887	OZA446-E18	3	22	890	M18 x 1.5
1889	OZA65-A2	1	2	650	M18 x 1.5
1890	OZA89-D1	4	27	300	M18 x 1.5
1891	OZA531-GM16	4	87	1465	M18 x 1.5
1892	OZA531-GM22	4	74	1465	M18 x 1.5
1893	OZA448-E13	4	42	820	M18 x 1.5
1895	OZA575-GM1	4	49	425	M18 x 1.5
1896	OZA575-GM2	4	49	355	M18 x 1.5
1898	OZA446-E11	3	19	490	M18 x 1.5
1901	OTA4F-5B1	4	50	405	M18 x 1.5
1907	OTD2F-3K1	3	60	810	M12 x 1.25
1908	OTA4F-5F1	4	61	663	M18 x 1.5
1909	OZA448-E58	4	70	350	M18 x 1.5
1920	OTA7N-5A1	4	53	620	M18 x 1.5
1921	OTA5F-3C1	3	51	1700	M18 x 1.5

Stock No.	NTK Part No.	No. of wires	Connector Type No.	Length	Fitting
1927	OTA4F-5G2	4	61	750	M18 x 1.5
1928	OTA6F-3A1	3	51	1000	M18 x 1.5
1932	OTA7H-3A1	4	52	1408	M18 x 1.5
1938	OTA7N-5A2	4	53	770	M18 x 1.5
1940	OZA25-KH1	1	8	650	M18 x 1.5
1942	OTA4F-5E1	4	61	870	M18 x 1.5
1943	OTA7H-3A2	4	52	398	M18 x 1.5
1948	OTA4F-5C2	4	62	1039	M18 x 1.5
1950	OZA447-E36	4	48	1430	M18 x 1.5
1954	OTA7H-3C1	4	53	828	M18 x 1.5
1963	OTA7N-5C1	4	47	968	M18 x 1.5
1965	OTA7N-5E1	4	53	708	M18 x 1.5
1969	OZA25-KH3	1	8	550	M18 x 1.5
1971	OZA447-E42	4	122	350	M18 x 1.5
1973	OTA7N-5B1	4	52	238	M18 x 1.5
1974	OTA7N-5D1	4	54	388	M18 x 1.5
1975	OTA7N-5D2	4	54	638	M18 x 1.5
1976	OZA447-E44	4	47	465	M18 x 1.5
1980	OZA527-E33	4	73	1460	M18 x 1.5
1981	OZA527-E34	4	73	530	M18 x 1.5
1982	OZA527-E35	4	73	1220	M18 x 1.5
1991	OTA7N-5D3	4	54	968	M18 x 1.5
1993	OZA527-E36	4	36	1075	M18 x 1.5
1995	OZA659-EE51	4	74	600	M18 x 1.5
1996	OZA659-EE52	4	82	1230	M18 x 1.5
5653	OZA660-EE1	4	107	400	M18 x 1.5
5654	OZA660-EE2	4	28	395	M18 x 1.5
5656	OZA660-EE3	4	74	290	M18 x 1.5
5658	OZA660-EE4	4	72	770	M18 x 1.5
5662	OZA660-EE5	4	69	730	M18 x 1.5
5680	OZA660-EE6	3	110	325	M18 x 1.5
5681	OZA660-EE7	4	72	515	M18 x 1.5
5682	OZA660-EE8	4	47	325	M18 x 1.5
5694	OZA660-EE9	4	68	655	M18 x 1.5
5695	OZA660-EE10	4	72	655	M18 x 1.5
5697	OZA660-EE11	4	73	740	M18 x 1.5
5698	OZA660-EE12	4	67	350	M18 x 1.5
5706	OZA660-EE13	4	74	285	M18 x 1.5
5707	OZA660-EE14	4	35	1445	M18 x 1.5
5708	OZA660-EE15	4	27	270	M18 x 1.5
5709	OZA660-EE16	3	13	685	M18 x 1.5
5713	OZA660-EE17	4	68	970	M18 x 1.5
5714	OZA660-EE18	4	43	350	M18 x 1.5
5716	OZA660-EE19	4	68	550	M18 x 1.5
5717	OZA660-EE20	4	73	415	M18 x 1.5
5719	OZA660-EE21	4	67	450	M18 x 1.5
5720	OZA660-EE22	4	68	745	M18 x 1.5
5737	OZA660-EE23	4	111	535	M18 x 1.5
5739	OZA660-EE24	4	111	1230	M18 x 1.5
5747	OZA659-EE45	4	112	745	M18 x 1.5
5748	OZA659-EE46	4	48	1435	M18 x 1.5
5750	OZA659-EE47	4	66	1440	M18 x 1.5
5752	OZA659-EE48	4	108	600	M18 x 1.5
5753	OZA659-EE49	4	40	400	M18 x 1.5
5754	OZA659-EE50	4	109	510	M18 x 1.5
6380	OZA28-C3	4	114	590	M18 x 1.5
6381	OZA248-C1	4	115	457	M18 x 1.5
6384	OZA571-C2	4	89	425	M18 x 1.5
6396	OZA571-C7	4	117	457	M18 x 1.5
6397	OZA623-C1	4	118	300	M18 x 1.5
6400	OZA623-C2	4	119	457	M18 x 1.5
6407	OZA107-KH2	4	30	317	M18 x 1.5
6408	OZA341-W1	4	113	220	M18 x 1.5

BY STOCK NUMBER

Stock No.	NTK Part No.	No. of wires	Connector Type No.	Length	Fitting
6455	OZA218-H2	1	125	335	M18 x 1.5
6497	OZA544-N7	4	70	271	M18 x 1.5
6513	OZA544-N14	4	70	401	M18 x 1.5
6515	OZA507-R1	4	67	210	M18 x 1.5
6518	OZA603-R3	4	120	400	M18 x 1.5
6519	OZA636-R3	4	121	424	M18 x 1.5
7858	OZA659-EE53	4	67	380	M18 x 1.5
7859	OZA659-EE54	4	67	545	M18 x 1.5
7860	OZA659-EE55	4	68	430	M18 x 1.5
7863	OZA659-EE56	4	40	600	M18 x 1.5
7864	OZA659-EE57	4	40	2020	M18 x 1.5
7903	OZA659-EE58	4	40	820	M18 x 1.5
7904	OZA659-EE59	4	40	2315	M18 x 1.5
7905	OZA659-EE60	4	40	2000	M18 x 1.5
7915	OZA659-EE61	4	82	1850	M18 x 1.5
7916	OZA659-EE62	4	123	275	M18 x 1.5
7948	OZA659-EE63	4	34	290	M18 x 1.5
7949	OZA659-EE64	4	65	690	M18 x 1.5
7951	OZA668-EE12	4	44	535	M18 x 1.5
7952	OZA668-EE13	4	96	245	M18 x 1.5
7953	OZA669-EE8	4	34	640	M18 x 1.5
7954	OZA669-EE9	4	123	365	M18 x 1.5
7970	OZA669-EE10	4	123	315	M18 x 1.5
7971	OZA669-EE11	4	44	595	M18 x 1.5
7973	OZA669-EE12	4	34	330	M18 x 1.5
7974	OZA673-EE1	4	47	485	M18 x 1.5
7975	OZA674-EE1	4	47	465	M18 x 1.5
7978	OZA675-EE1	4	40	300	M18 x 1.5
7979	OZA676-EE1	4	87	380	M18 x 1.5

BY PART NUMBER

NTK Part No.	Stock No.	No. of wires	Connector Type No.	Length	Fitting
LZA06-U1	1840	5	93	375	M18 x 1.5
LZA07-AU1	1772	5	91	600	M18 x 1.5
LZA07-AU2	0026	5	98	830	M18 x 1.5
LZA07-AU3	0027	5	91	830	M18 x 1.5
LZA07-V1	1851	5	92	750	M18 x 1.5
LZA07-V2	1868	5	92	680	M18 x 1.5
LZA07-V3	1880	5	91	330	M18 x 1.5
LZA07-V4	0028	5	91	725	M18 x 1.5
LZA09-E1	0025	5	100	410	M18 x 1.5
LZA11-V1	1825	5	92	250	M18 x 1.5
LZA11-V2	1774	5	92	535	M18 x 1.5
LZA11-V3	1829	5	92	465	M18 x 1.5
LZA11-V4	1842	5	92	810	M18 x 1.5
LZA15-A1	0029	5	91	660	M18 x 1.5
LZA15-A3	0031	5	91	318	M18 x 1.5
LZA15-A5	1727	5	91	610	M18 x 1.5
LZA15-GM1	0032	5	91	990	M18 x 1.5
LZA15-GM3	1728	5	91	860	M18 x 1.5
LZA17-VW1	0033	5	91	680	M18 x 1.5
OTA4F-3B1	1763	3	57	1700	M18 x 1.5
OTA4F-3C1	1773	3	95	1900	M18 x 1.5
OTA4F-5B1	1901	4	50	405	M18 x 1.5
OTA4F-5C2	1948	4	62	1039	M18 x 1.5
OTA4F-5E1	1942	4	61	870	M18 x 1.5
OTA4F-5F1	1908	4	61	663	M18 x 1.5
OTA4F-5G2	1927	4	61	750	M18 x 1.5
OTA4N-5A1	1755	4	94	530	M18 x 1.5
OTA4N-5B1	1765	4	50	530	M18 x 1.5
OTA4N-5D1	1785	4	90	1362	M18 x 1.5
OTA4N-5F1	1795	4	61	343	M18 x 1.5
OTA4N-5G1	1758	4	61	750	M18 x 1.5
OTA4N-5H1	1768	4	61	750	M18 x 1.5
OTA5F-3C1	1921	3	51	1700	M18 x 1.5
OTA6F-3A1	1928	3	51	1000	M18 x 1.5
OTA7H-3A1	1932	4	52	1408	M18 x 1.5
OTA7H-3A2	1943	4	52	398	M18 x 1.5
OTA7H-3C1	1954	4	53	828	M18 x 1.5
OTA7H-3C2	0420	4	53	338	M18 x 1.5
OTA7H-5A1	0486	4	54	968	M18 x 1.5
OTA7L-3C3	0442	4	53	708	M18 x 1.5
OTA7L-3C4	0431	4	53	338	M18 x 1.5
OTA7N-5A1	1920	4	53	620	M18 x 1.5
OTA7N-5A2	1938	4	53	770	M18 x 1.5
OTA7N-5B1	1973	4	52	238	M18 x 1.5
OTA7N-5C1	1963	4	47	968	M18 x 1.5
OTA7N-5D1	1974	4	54	388	M18 x 1.5
OTA7N-5D2	1975	4	54	638	M18 x 1.5
OTA7N-5D3	1991	4	54	968	M18 x 1.5
OTA7N-5E1	1965	4	53	708	M18 x 1.5
OTD2F-1P2	0022	3	60	196	M18 x 1.5
OTD2F-3K1	1907	3	60	810	M12 x 1.25
OTD3G-3A1	0453	3	55	521	M12 x 1.25
OTD3J-5A3	0024	4	56	460	M18 x 1.5
OTD3J-5B1	0464	4	56	730	M12 x 1.25
OTD3J-5C1	0475	4	43	521	M12 x 1.25
OTD5F-3E1	0023	3	103	876	M18 x 1.5
OZA107-KH2	6407	4	30	317	M18 x 1.5
OZA112-A1	0146	4	31	850	M18 x 1.5
OZA112-A2	0225	4	31	300	M18 x 1.5
OZA112-A3	0157	4	31	600	M18 x 1.5
OZA112-A4	0236	4	40	800	M18 x 1.5
OZA112-A6	1759	4	40	400	M18 x 1.5
OZA112-A7	1760	4	40	700	M18 x 1.5

NTK Part No.	Stock No.	No. of wires	Connector Type No.	Length	Fitting
OZA114-A1	1856	4	31	290	M18 x 1.5
OZA186-F5	0188	3	16	380	M18 x 1.5
OZA186-F7	0457	3	15	450	M18 x 1.5
OZA201-AM1	0168	4	32	393	M18 x 1.5
OZA201-AM2	0179	4	32	393	M18 x 1.5
OZA216-D2	0190	4	27	360	M18 x 1.5
OZA216-D3	0125	4	27	710	M18 x 1.5
OZA218-H2	6455	1	125	335	M18 x 1.5
OZA21-F3	0256	3	78	420	M18 x 1.5
OZA222-RV1	0136	4	33	540	M18 x 1.5
OZA236-R1	0147	3	14	288	M18 x 1.5
OZA236-R2	0158	3	13	180	M18 x 1.5
OZA245-H1	0169	4	44	410	M18 x 1.5
OZA245-H2	0180	4	43	225	M18 x 1.5
OZA248-C1	6381	4	115	457	M18 x 1.5
OZA253-F6	0122	4	31	250	M18 x 1.5
OZA25-F1	0187	1	1	550	M18 x 1.5
OZA25-F12	0198	1	2	550	M18 x 1.5
OZA25-F3	0176	1	1	550	M18 x 1.5
OZA25-KH1	1940	1	8	650	M18 x 1.5
OZA25-KH3	1969	1	8	550	M18 x 1.5
OZA277-R2	0468	4	67	445	M18 x 1.5
OZA28-C3	6380	4	114	590	M18 x 1.5
OZA311-R1	0191	3	13	255	M18 x 1.5
OZA311-R2	0126	3	24	257	M18 x 1.5
OZA324-L1	1779	4	81	570	M18 x 1.5
OZA324-L2	1780	4	61	1356	M18 x 1.5
OZA333-H19	0277	4	44	450	M18 x 1.5
OZA333-H25	0288	4	43	245	M18 x 1.5
OZA333-H26	0299	4	43	320	M18 x 1.5
OZA333-H27	0212	4	43	410	M18 x 1.5
OZA333-H4	0137	4	43	320	M18 x 1.5
OZA333-H5	0148	4	43	410	M18 x 1.5
OZA333-H6	0159	4	43	235	M18 x 1.5
OZA334-A1	0223	4	40	610	M18 x 1.5
OZA334-A2	0234	4	40	980	M18 x 1.5
OZA334-A3	0245	4	40	310	M18 x 1.5
OZA334-AU1	0474	4	65	700	M18 x 1.5
OZA334-AU2	1789	4	65	780	M18 x 1.5
OZA334-PG1	1790	4	49	536	M18 x 1.5
OZA334-SZ1	0485	4	74	741	M18 x 1.5
OZA334-SZ2	0496	4	74	571	M18 x 1.5
OZA334-SZ3	0407	4	74	401	M18 x 1.5
OZA334-SZ4	0418	4	74	271	M18 x 1.5
OZA334-SZ5	1705	4	74	471	M18 x 1.5
OZA334-SZ6	1706	4	74	471	M18 x 1.5
OZA33-D5	0199	4	27	300	M18 x 1.5
OZA33-D8	1867	4	27	600	M18 x 1.5
OZA341-A1	1798	4	40	310	M18 x 1.5
OZA341-BB1	0036	4	40	310	M18 x 1.5
OZA341-BN1	0037	4	33	782	M18 x 1.5
OZA341-PG5	1813	4	82	536	M18 x 1.5
OZA341-PG6	1814	4	82	1236	M18 x 1.5
OZA341-PG7	1815	4	82	1486	M18 x 1.5
OZA341-PG8	1816	4	82	1836	M18 x 1.5
OZA341-RV2	0429	4	75	620	M18 x 1.5
OZA341-SZ2	0038	4	32	800	M18 x 1.5
OZA341-SZ3	0039	4	32	300	M18 x 1.5
OZA341-W1	6408	4	113	220	M18 x 1.5
OZA341-W2	0440	4	42	310	M18 x 1.5
OZA381-AM1	1707	4	32	650	M18 x 1.5
OZA381-D1	1820	4	32	372	M18 x 1.5
OZA381-D12	0041	4	32	296	M18 x 1.5



SENSOR INFORMATION

BY PART NUMBER

NTK Part No.	Stock No.	No. of wires	Connector Type No.	Length	Fitting
OZA381-D2	0451	4	32	271	M18 x 1.5
OZA381-D3	0462	4	32	393	M18 x 1.5
OZA384-E32	0133	4	34	392	Flange
OZA384-E39	0473	4	34	300	Flange
OZA384-E40	0484	4	34	338	Flange
OZA395-E9	0495	3	80	440	M18 x 1.5
OZA401-E2	1802	1	3	472	M18 x 1.5
OZA401-E4	1822	2	4	480	M18 x 1.5
OZA401-E49	0120	1	7	340	Flange
OZA401-E5	1828	1	5	370	M18 x 1.5
OZA401-E50	0131	1	3	170	M18 x 1.5
OZA401-E51	0142	1	3	200	M18 x 1.5
OZA401-E52	0164	1	7	470	M18 x 1.5
OZA401-E53	0175	1	8	655	M18 x 1.5
OZA401-E54	0186	1	8	445	M18 x 1.5
OZA401-E55	0143	1	9	450	M18 x 1.5
OZA401-E56	0154	1	5	380	M18 x 1.5
OZA401-E57	0153	1	5	370	M18 x 1.5
OZA401-E58	0166	1	6	445	M18 x 1.5
OZA401-E6	1882	1	6	320	M18 x 1.5
OZA401-E63	0207	1	8	550	M18 x 1.5
OZA401-E66	0406	1	8	500	M18 x 1.5
OZA401-E67	0417	1	8	650	M18 x 1.5
OZA401-E68	0428	1	8	700	M18 x 1.5
OZA421-H1	0255	4	43	240	M18 x 1.5
OZA428-E1	1807	2	10	370	M18 x 1.5
OZA428-E2	0197	2	12	580	M18 x 1.5
OZA428-E3	0121	2	11	630	M18 x 1.5
OZA428-E4	0132	2	12	460	M18 x 1.5
OZA444-E1	0439	4	43	410	M18 x 1.5
OZA445-E2	1810	4	17	450	M18 x 1.5
OZA445-E3	1860	3	18	960	M18 x 1.5
OZA445-E4	1850	4	17	920	M18 x 1.5
OZA445-E6	0258	3	19	885	M18 x 1.5
OZA445-E7	0269	3	19	975	M18 x 1.5
OZA446-E1	1833	3	19	670	M18 x 1.5
OZA446-E11	1898	3	19	490	M18 x 1.5
OZA446-E12	1805	3	19	365	M18 x 1.5
OZA446-E13	1826	3	21	315	M18 x 1.5
OZA446-E14	1837	3	20	760	M18 x 1.5
OZA446-E15	1848	3	18	970	M18 x 1.5
OZA446-E16	1859	3	19	1215	M18 x 1.5
OZA446-E18	1887	3	22	890	M18 x 1.5
OZA446-E2	1855	3	19	975	M18 x 1.5
OZA446-E3	1866	3	14	1220	M18 x 1.5
OZA446-E4	1877	3	19	895	M18 x 1.5
OZA446-E40	0193	3	14	422	M18 x 1.5
OZA446-E41	0128	3	14	225	M18 x 1.5
OZA446-E42	0150	4	17	583	M18 x 1.5
OZA446-E43	0194	3	26	410	M18 x 1.5
OZA446-E44	0162	3	19	610	M18 x 1.5
OZA446-E45	0155	3	23	380	M18 x 1.5
OZA446-E46	0139	3	25	271	M18 x 1.5
OZA446-E48	0280	3	45	510	M18 x 1.5
OZA446-E49	0291	3	19	1665	M18 x 1.5
OZA446-E5	1838	3	19	1100	M18 x 1.5
OZA446-E50	0204	3	19	710	M18 x 1.5
OZA446-E51	0215	3	46	545	M18 x 1.5
OZA446-E52	0226	3	46	430	M18 x 1.5
OZA446-E53	0237	3	46	335	M18 x 1.5
OZA446-E55	0450	3	80	440	M18 x 1.5
OZA446-E56	0461	3	79	265	M18 x 1.5
OZA446-E57	0472	3	13	385	M18 x 1.5

NTK Part No.	Stock No.	No. of wires	Connector Type No.	Length	Fitting
OZA446-E58	0483	3	77	1095	M18 x 1.5
OZA446-E6	1861	3	14	885	M18 x 1.5
OZA446-E63	1730	3	20	965	M18 x 1.5
OZA446-E64	1737	3	129	330	M18 x 1.5
OZA446-E7	1872	3	20	510	M18 x 1.5
OZA446-E8	1827	3	14	375	M18 x 1.5
OZA447-E10	0138	4	59	675	M18 x 1.5
OZA447-E13	0183	4	36	517	M18 x 1.5
OZA447-E14	0129	4	48	967	M18 x 1.5
OZA447-E16	0259	4	48	550	M18 x 1.5
OZA447-E17	0270	4	64	470	M18 x 1.5
OZA447-E18	0281	4	64	620	M18 x 1.5
OZA447-E21	0216	4	47	565	M18 x 1.5
OZA447-E22	0227	4	47	625	M18 x 1.5
OZA447-E25	0494	4	66	1140	M18 x 1.5
OZA447-E26	0405	4	72	510	M18 x 1.5
OZA447-E27	0416	4	68	290	M18 x 1.5
OZA447-E28	0427	4	68	340	M18 x 1.5
OZA447-E29	0438	4	69	975	M18 x 1.5
OZA447-E30	0449	4	48	985	M18 x 1.5
OZA447-E31	0460	4	48	720	M18 x 1.5
OZA447-E32	0471	4	64	700	M18 x 1.5
OZA447-E34	0482	4	47	815	M18 x 1.5
OZA447-E35	0493	4	66	1350	M18 x 1.5
OZA447-E36	1950	4	48	1430	M18 x 1.5
OZA447-E40	1738	4	64	995	M18 x 1.5
OZA447-E41	1739	4	34	525	M18 x 1.5
OZA447-E42	1971	4	122	350	M18 x 1.5
OZA447-E44	1976	4	47	465	M18 x 1.5
OZA448-E12	1865	4	27	270	M18 x 1.5
OZA448-E13	1893	4	42	820	M18 x 1.5
OZA448-E16	1839	4	34	200	Flange
OZA448-E29	0182	4	47	1145	M18 x 1.5
OZA448-E31	0151	4	48	520	M18 x 1.5
OZA448-E37	0152	4	40	885	M18 x 1.5
OZA448-E38	0160	4	41	750	M18 x 1.5
OZA448-E39	0210	4	63	270	M18 x 1.5
OZA448-E41	0260	4	27	570	M18 x 1.5
OZA448-E42	0271	4	27	555	M18 x 1.5
OZA448-E43	0282	4	28	255	M18 x 1.5
OZA448-E44	0293	4	27	375	M18 x 1.5
OZA448-E45	0206	4	47	985	M18 x 1.5
OZA448-E47	0228	4	34	310	M18 x 1.5
OZA448-E48	0239	4	27	610	M18 x 1.5
OZA448-E49	0404	4	42	320	M18 x 1.5
OZA448-E50	0415	4	67	380	M18 x 1.5
OZA448-E51	0426	4	64	475	M18 x 1.5
OZA448-E52	0437	4	71	340	M18 x 1.5
OZA448-E53	0448	4	76	400	M18 x 1.5
OZA448-E54	0459	4	47	280	M18 x 1.5
OZA448-E55	0470	4	27	720	M18 x 1.5
OZA448-E56	0481	4	49	1480	M18 x 1.5
OZA448-E57	0492	4	49	380	M18 x 1.5
OZA448-E58	1909	4	70	350	M18 x 1.5
OZA448-J4	0003	4	80	690	M18 x 1.5
OZA448-J5	0004	4	80	370	M18 x 1.5
OZA457-I1	0414	4	36	516	M18 x 1.5
OZA488-AM1	0042	4	32	493	M18 x 1.5
OZA488-D1	0403	4	32	271	M18 x 1.5
OZA488-D2	1757	4	32	393	M18 x 1.5
OZA488-SZ1	1766	4	32	372	M18 x 1.5
OZA495-PG2	1852	4	83	536	M18 x 1.5
OZA495-PG3	1853	4	83	1236	M18 x 1.5

SENSOR INFORMATION



BY PART NUMBER

NTK Part No.	Stock No.	No. of wires	Connector Type No.	Length	Fitting
OZA495-RV1	0043	4	75	620	M18 x 1.5
OZA495-RV2	0044	4	75	428	M18 x 1.5
OZA501-H17	0266	4	43	240	M18 x 1.5
OZA501-H20	0045	4	44	595	M18 x 1.5
OZA501-H23	0469	4	44	450	M18 x 1.5
OZA502-E28	0425	4	43	410	M18 x 1.5
OZA502-E31	0250	4	34	275	M18 x 1.5
OZA502-E34	0436	4	30	320	M18 x 1.5
OZA502-E35	0447	4	30	265	M18 x 1.5
OZA502-E36	0458	4	30	285	M18 x 1.5
OZA504-D2	1708	4	32	330	M18 x 1.5
OZA507-R1	6515	4	67	210	M18 x 1.5
OZA507-R2	0480	4	67	445	M18 x 1.5
OZA508-H4	0046	4	44	535	M18 x 1.5
OZA510-AU1	1782	4	65	620	M18 x 1.5
OZA510-AU2	1783	4	84	971	M18 x 1.5
OZA510-AU3	1784	4	85	971	M18 x 1.5
OZA510-AU4	0047	4	84	591	M18 x 1.5
OZA510-AU5	0048	4	85	541	M18 x 1.5
OZA510-AU6	0049	4	84	591	M18 x 1.5
OZA510-AU7	0050	4	85	721	M18 x 1.5
OZA510-I1	1808	4	65	231	M18 x 1.5
OZA510-V1	0491	4	64	1686	M18 x 1.5
OZA510-V10	1883	4	64	1596	M18 x 1.5
OZA510-V11	1884	4	85	471	M18 x 1.5
OZA510-V12	0051	4	85	511	M18 x 1.5
OZA510-V2	0402	4	64	1576	M18 x 1.5
OZA510-V3	0413	4	65	1326	M18 x 1.5
OZA510-V4	0424	4	65	541	M18 x 1.5
OZA510-V5	0435	4	64	526	M18 x 1.5
OZA510-V6	1885	4	64	251	M18 x 1.5
OZA510-V7	1886	4	64	1706	M18 x 1.5
OZA519-AU1	0452	4	64	1055	M18 x 1.5
OZA519-D1	0244	4	32	372	M18 x 1.5
OZA519-SZ2	0052	4	32	335	M18 x 1.5
OZA522-BM1	0053	4	69	922	M18 x 1.5
OZA522-BM2	0054	4	69	554	M18 x 1.5
OZA527-E10	0263	4	41	770	M18 x 1.5
OZA527-E11	1787	4	42	820	M18 x 1.5
OZA527-E12	0220	4	58	450	M18 x 1.5
OZA527-E13	0285	4	47	830	M18 x 1.5
OZA527-E14	0455	4	36	622	M18 x 1.5
OZA527-E15	0298	4	49	375	M18 x 1.5
OZA527-E16	0434	4	49	630	M18 x 1.5
OZA527-E17	0445	4	49	1220	M18 x 1.5
OZA527-E18	0430	4	33	545	M18 x 1.5
OZA527-E19	0296	4	40	378	M18 x 1.5
OZA527-E2	0265	4	37	510	M18 x 1.5
OZA527-E21	1817	4	63	270	M18 x 1.5
OZA527-E22	0274	4	37	1210	M18 x 1.5
OZA527-E24	0287	4	40	1175	M18 x 1.5
OZA527-E25	0444	4	41	750	M18 x 1.5
OZA527-E27	0466	4	35	1490	M18 x 1.5
OZA527-E28	0477	4	63	720	M18 x 1.5
OZA527-E29	0488	4	73	370	M18 x 1.5
OZA527-E3	0201	4	58	1470	M18 x 1.5
OZA527-E33	1980	4	73	1460	M18 x 1.5
OZA527-E34	1981	4	73	530	M18 x 1.5
OZA527-E35	1982	4	73	1220	M18 x 1.5
OZA527-E36	1993	4	36	1075	M18 x 1.5
OZA527-E4	0218	4	38	880	M18 x 1.5
OZA527-E5	0253	4	38	1130	M18 x 1.5
OZA527-E6	0463	4	39	875	M18 x 1.5

NTK Part No.	Stock No.	No. of wires	Connector Type No.	Length	Fitting
OZA527-E7	0213	4	40	972	M18 x 1.5
OZA527-E8	0284	4	33	390	M18 x 1.5
OZA527-E9	0498	4	33	590	M18 x 1.5
OZA531-GM1	1862	4	86	660	M18 x 1.5
OZA531-GM16	1891	4	87	1465	M18 x 1.5
OZA531-GM2	1863	4	74	1245	M18 x 1.5
OZA531-GM22	1892	4	74	1465	M18 x 1.5
OZA531-GM24	0055	4	74	1485	M18 x 1.5
OZA531-GM3	1864	4	74	1115	M18 x 1.5
OZA531-GM6	1869	4	86	607	M18 x 1.5
OZA531-GM7	1870	4	86	247	M18 x 1.5
OZA532-A1	0478	4	40	980	M18 x 1.5
OZA532-A10	1794	4	40	310	M18 x 1.5
OZA532-A12	0056	4	104	310	M18 x 1.5
OZA532-A2	0489	4	40	610	M18 x 1.5
OZA532-A3	0409	4	40	260	M18 x 1.5
OZA532-A4	1786	4	40	1370	M18 x 1.5
OZA532-A5	1792	4	40	1810	M18 x 1.5
OZA532-A7	1796	4	40	980	M18 x 1.5
OZA532-A9	1793	4	40	810	M18 x 1.5
OZA532-V3	1776	4	85	481	M18 x 1.5
OZA532-V4	0006	4	64	600	M18 x 1.5
OZA534-A1	1762	4	40	610	M18 x 1.5
OZA534-A2	1764	4	40	410	M18 x 1.5
OZA534-A3	1800	4	40	980	M18 x 1.5
OZA534-V1	1778	4	64	611	M18 x 1.5
OZA538-PG1	1818	4	82	1236	M18 x 1.5
OZA538-PG2	1819	4	82	1836	M18 x 1.5
OZA544-N14	6513	4	70	401	M18 x 1.5
OZA544-N7	6497	4	70	271	M18 x 1.5
OZA544-N8	1804	4	70	371	M18 x 1.5
OZA544-R1	1857	4	88	500	M18 x 1.5
OZA555-D2	0057	4	32	915	M18 x 1.5
OZA555-D3	0058	4	32	372	M18 x 1.5
OZA55-R1	1878	3	14	288	M18 x 1.5
OZA55-R2	0123	3	14	368	M18 x 1.5
OZA55-R3	0134	3	13	180	M18 x 1.5
OZA55-R4	0145	3	14	228	M18 x 1.5
OZA562-H7	0059	4	44	740	M18 x 1.5
OZA562-H9	0060	4	44	455	M18 x 1.5
OZA563-H5	0061	4	43	340	M18 x 1.5
OZA563-H6	0062	4	43	300	M18 x 1.5
OZA563-H8	0063	4	44	690	M18 x 1.5
OZA569-H1	0499	4	43	240	M18 x 1.5
OZA571-C10	1836	4	89	300	M18 x 1.5
OZA571-C2	6384	4	89	425	M18 x 1.5
OZA571-C7	6396	4	117	457	M18 x 1.5
OZA571-GB1	1709	4	89	300	M18 x 1.5
OZA572-E1	0283	4	36	550	M18 x 1.5
OZA572-E10	0275	4	48	1430	M18 x 1.5
OZA572-E11	0251	4	48	780	M18 x 1.5
OZA572-E12	0273	4	35	910	M18 x 1.5
OZA572-E13	0254	4	36	585	M18 x 1.5
OZA572-E14	0408	4	47	570	M18 x 1.5
OZA572-E2	0252	4	35	510	M18 x 1.5
OZA572-E3	0264	4	35	730	M18 x 1.5
OZA572-E4	0295	4	35	1420	M18 x 1.5
OZA572-E5	0242	4	35	400	M18 x 1.5
OZA572-E6	1777	4	47	350	M18 x 1.5
OZA572-E8	0209	4	35	540	M18 x 1.5
OZA572-E9	0423	4	48	620	M18 x 1.5
OZA573-E1	0286	4	34	310	M18 x 1.5
OZA575-GM1	1895	4	49	425	M18 x 1.5



SENSOR INFORMATION

BY PART NUMBER

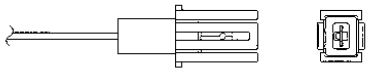

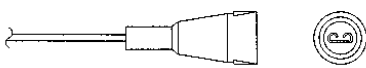
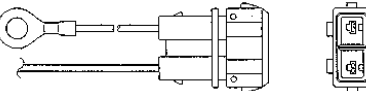
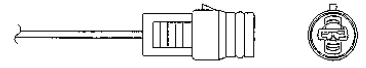
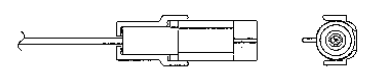



NTK Part No.	Stock No.	No. of wires	Connector Type No.	Length	Fitting
OZA575-GM2	1896	4	49	355	M18 x 1.5
OZA577-H15	0064	4	96	210	M18 x 1.5
OZA577-H17	0007	4	80	990	M18 x 1.5
OZA577-H6	0065	4	96	280	M18 x 1.5
OZA583-GM1	1753	4	86	312	M18 x 1.5
OZA583-GM2	1754	4	87	725	M18 x 1.5
OZA585-I1	1809	4	64	601	M18 x 1.5
OZA591-BB3	0066	4	40	880	M18 x 1.5
OZA591-SZ1	1767	4	31	590	M18 x 1.5
OZA591-UB1	0067	4	97	640	M18 x 1.5
OZA591-UB2	0008	4	97	535	M18 x 1.5
OZA591-VB2	0009	4	97	500	M18 x 1.5
OZA600-BM1	0068	4	54	736	M18 x 1.5
OZA600-BM2	1845	4	54	591	M18 x 1.5
OZA600-BM5	1846	4	54	431	M18 x 1.5
OZA600-BM7	1847	4	54	241	M18 x 1.5
OZA600-BM8	0069	4	68	281	M18 x 1.5
OZA603-N2	0012	4	31	271	M18 x 1.5
OZA603-R2	0013	4	101	434	M18 x 1.5
OZA603-R3	6518	4	120	400	M18 x 1.5
OZA608-U2	0070	4	83	381	M18 x 1.5
OZA610-W2	0014	4	102	380	M18 x 1.5
OZA610-W5	0015	4	102	350	M18 x 1.5
OZA614-H3	0071	4	44	500	M18 x 1.5
OZA623-C1	6397	4	118	300	M18 x 1.5
OZA623-C2	6400	4	119	457	M18 x 1.5
OZA628-U1	0016	4	82	446	M18 x 1.5
OZA629-V3	1720	4	84	511	M18 x 1.5
OZA629-V4	1721	4	85	526	M18 x 1.5
OZA629-V5	1722	4	84	521	M18 x 1.5
OZA629-V6	1723	4	85	651	M18 x 1.5
OZA629-V7	1725	4	85	601	M18 x 1.5
OZA629-W2	0017	4	31	400	M18 x 1.5
OZA629-W5	0018	4	31	510	M18 x 1.5
OZA629-W6	0019	4	31	310	M18 x 1.5
OZA630-BM1	0072	4	99	231	M18 x 1.5
OZA630-BM2	0073	4	99	521	M18 x 1.5
OZA630-BM3	0074	4	68	341	M18 x 1.5
OZA635-H1	0075	4	105	275	M18 x 1.5
OZA635-H4	0076	4	105	335	M18 x 1.5
OZA636-R1	0020	4	67	445	M18 x 1.5
OZA636-R3	6519	4	121	424	M18 x 1.5
OZA641-A1	1726	4	104	310	M18 x 1.5
OZA659-EE1	0375	4	64	975	M18 x 1.5
OZA659-EE10	0384	4	82	535	M18 x 1.5
OZA659-EE11	0385	4	65	740	M18 x 1.5
OZA659-EE12	0386	4	83	380	M18 x 1.5
OZA659-EE13	0387	4	67	330	M18 x 1.5
OZA659-EE14	0388	4	65	560	M18 x 1.5
OZA659-EE15	0389	4	47	240	M18 x 1.5
OZA659-EE16	0390	4	64	1670	M18 x 1.5
OZA659-EE17	0391	4	64	1175	M18 x 1.5
OZA659-EE18	0392	4	65	490	M18 x 1.5
OZA659-EE19	0393	4	65	545	M18 x 1.5
OZA659-EE2	0376	4	106	540	M18 x 1.5
OZA659-EE20	0394	4	64	1590	M18 x 1.5
OZA659-EE21	0395	4	82	1490	M18 x 1.5
OZA659-EE22	0396	4	47	320	M18 x 1.5
OZA659-EE23	0397	4	65	575	M18 x 1.5
OZA659-EE24	0398	4	47	400	M18 x 1.5
OZA659-EE25	0399	4	64	1135	M18 x 1.5
OZA659-EE26	0400	4	47	435	M18 x 1.5
OZA659-EE27	1609	4	47	380	M18 x 1.5

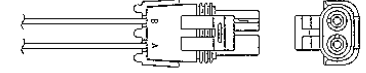
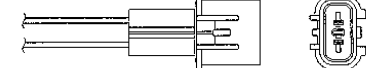

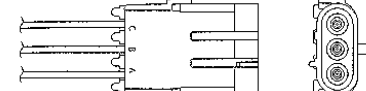

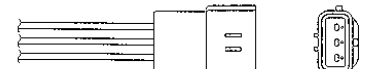

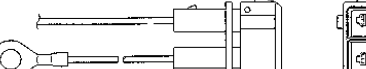
NTK Part No.	Stock No.	No. of wires	Connector Type No.	Length	Fitting
OZA659-EE28	1610	4	74	520	M18 x 1.5
OZA659-EE29	1611	4	47	480	M18 x 1.5
OZA659-EE3	0377	4	40	300	M18 x 1.5
OZA659-EE30	1612	4	40	1170	M18 x 1.5
OZA659-EE31	1613	4	40	600	M18 x 1.5
OZA659-EE32	1614	4	65	480	M18 x 1.5
OZA659-EE33	1617	4	65	700	M18 x 1.5
OZA659-EE34	1618	4	47	585	M18 x 1.5
OZA659-EE35	1619	4	47	460	M18 x 1.5
OZA659-EE36	1620	4	48	615	M18 x 1.5
OZA659-EE37	1624	4	47	565	M18 x 1.5
OZA659-EE38	1625	4	65	505	M18 x 1.5
OZA659-EE39	1626	4	74	270	M18 x 1.5
OZA659-EE4	0378	4	83	540	M18 x 1.5
OZA659-EE40	1627	4	64	535	M18 x 1.5
OZA659-EE41	1628	4	107	415	M18 x 1.5
OZA659-EE42	1629	4	47	295	M18 x 1.5
OZA659-EE43	1630	4	32	390	M18 x 1.5
OZA659-EE44	1638	4	27	370	M18 x 1.5
OZA659-EE45	5747	4	112	745	M18 x 1.5
OZA659-EE46	5748	4	48	1435	M18 x 1.5
OZA659-EE47	5750	4	66	1440	M18 x 1.5
OZA659-EE48	5752	4	108	600	M18 x 1.5
OZA659-EE49	5753	4	40	400	M18 x 1.5
OZA659-EE5	0379	4	74	295	M18 x 1.5
OZA659-EE50	5754	4	109	510	M18 x 1.5
OZA659-EE51	1995	4	74	600	M18 x 1.5
OZA659-EE52	1996	4	82	1230	M18 x 1.5
OZA659-EE53	7858	4	67	380	M18 x 1.5
OZA659-EE54	7859	4	67	545	M18 x 1.5
OZA659-EE55	7860	4	68	430	M18 x 1.5
OZA659-EE56	7863	4	40	600	M18 x 1.5
OZA659-EE57	7864	4	40	2020	M18 x 1.5
OZA659-EE58	7903	4	40	820	M18 x 1.5
OZA659-EE59	7904	4	40	2315	M18 x 1.5
OZA659-EE6	0380	4	67	455	M18 x 1.5
OZA659-EE60	7905	4	40	2000	M18 x 1.5
OZA659-EE61	7915	4	82	1850	M18 x 1.5
OZA659-EE62	7916	4	123	275	M18 x 1.5
OZA659-EE63	7948	4	34	290	M18 x 1.5
OZA659-EE64	7949	4	65	690	M18 x 1.5
OZA659-EE7	0381	4	74	420	M18 x 1.5
OZA659-EE8	0382	4	83	1230	M18 x 1.5
OZA659-EE9	0383	4	32	375	M18 x 1.5
OZA65-A2	1889	1	2	650	M18 x 1.5
OZA660-EE1	5653	4	107	400	M18 x 1.5
OZA660-EE10	5695	4	72	655	M18 x 1.5
OZA660-EE11	5697	4	73	740	M18 x 1.5
OZA660-EE12	5698	4	67	350	M18 x 1.5
OZA660-EE13	5706	4	74	285	M18 x 1.5
OZA660-EE14	5707	4	35	1445	M18 x 1.5
OZA660-EE15	5708	4	27	270	M18 x 1.5
OZA660-EE16	5709	3	13	685	M18 x 1.5
OZA660-EE17	5713	4	68	970	M18 x 1.5
OZA660-EE18	5714	4	43	350	M18 x 1.5
OZA660-EE19	5716	4	68	550	M18 x 1.5
OZA660-EE2	5654	4	28	395	M18 x 1.5
OZA660-EE20	5717	4	73	415	M18 x 1.5
OZA660-EE21	5719	4	67	450	M18 x 1.5
OZA660-EE22	5720	4	68	745	M18 x 1.5
OZA660-EE23	5737	4	111	535	M18 x 1.5
OZA660-EE24	5739	4	111	1230	M18 x 1.5
OZA660-EE3	5656	4	74	290	M18 x 1.5

BY PART NUMBER

NTK Part No.	Stock No.	No. of wires	Connector Type No.	Length	Fitting
OZA660-EE4	5658	4	72	770	M18 x 1.5
OZA660-EE5	5662	4	69	730	M18 x 1.5
OZA660-EE6	5680	3	110	325	M18 x 1.5
OZA660-EE7	5681	4	72	515	M18 x 1.5
OZA660-EE8	5682	4	47	325	M18 x 1.5
OZA660-EE9	5694	4	68	655	M18 x 1.5
OZA668-EE12	7951	4	44	535	M18 x 1.5
OZA668-EE13	7952	4	96	245	M18 x 1.5
OZA669-EE10	7970	4	123	315	M18 x 1.5
OZA669-EE11	7971	4	44	595	M18 x 1.5
OZA669-EE12	7973	4	34	330	M18 x 1.5
OZA669-EE8	7953	4	34	640	M18 x 1.5
OZA669-EE9	7954	4	123	365	M18 x 1.5
OZA673-EE1	7974	4	47	485	M18 x 1.5
OZA674-EE1	7975	4	47	465	M18 x 1.5
OZA675-EE1	7978	4	40	300	M18 x 1.5
OZA676-EE1	7979	4	87	380	M18 x 1.5
OZA73-F1	0177	3	15	350	M18 x 1.5
OZA74-F1	0401	4	31	480	M18 x 1.5
OZA74-F2	0433	4	31	280	M18 x 1.5
OZA74-F3	0446	4	31	250	M18 x 1.5
OZA83-R1	0156	4	28	478	M18 x 1.5
OZA83-R2	0167	4	28	318	M18 x 1.5
OZA83-R3	0178	4	28	368	M18 x 1.5
OZA83-R4	0189	4	28	253	M18 x 1.5
OZA83-VN1	0124	4	29	1038	M18 x 1.5
OZA85-M1	0165	4	30	290	M18 x 1.5
OZA89-D1	1890	4	27	300	M18 x 1.5
OZA89-D2	0135	4	27	360	M18 x 1.5

CONNECTOR TYPES

	Application	Order
① 	OZA25-F3	0176
	OZA25-F1	0187
② 	OZA25-F12	0198
	OZA65-A2	1889
③ 	OZA401-E50	0131
	OZA401-E51	0142
	OZA401-E2	1802
④ 	OZA401-E4	1822
⑤ 	OZA401-E57	0153
	OZA401-E56	0154
	OZA401-E5	1828
⑥ 	OZA401-E58	0166
	OZA401-E6	1882
⑦ 	OZA401-E49	0120
	OZA401-E52	0164
⑧ 	OZA401-E53	0175
	OZA401-E54	0186
	OZA401-E63	0207
	OZA401-E66	0406
	OZA401-E67	0417
	OZA401-E68	0428
	OZA25-KH1	1940
OZA25-KH3	1969	
⑨ 	OZA401-E55	0143

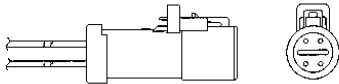
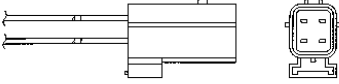
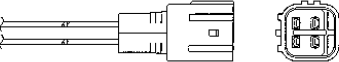

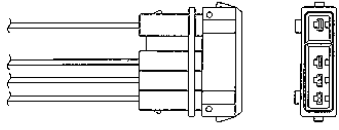
	Application	Order
⑩ 	OZA428-E1	1807
⑪ 	OZA428-E3	0121
⑫ 	OZA428-E4	0132
	OZA428-E2	0197
⑬ 	OZA55-R3	0134
	OZA236-R2	0158
	OZA311-R1	0191
	OZA446-E57	0472
	OZA660-EE16	5709
⑭ 	OZA55-R2	0123
	OZA446-E41	0128
	OZA55-R4	0145
	OZA236-R1	0147
	OZA446-E40	0193
	OZA446-E8	1827
	OZA446-E6	1861
	OZA446-E3	1866
OZA55-R1	1878	
⑮ 	OZA73-F1	0177
	OZA186-F7	0457
⑯ 	OZA186-F5	0188
⑰ 	OZA446-E42	0150
	OZA445-E2	1810
	OZA445-E4	1850

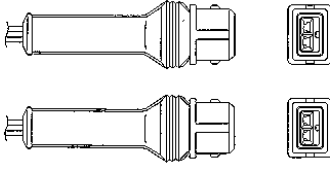
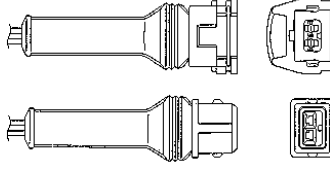

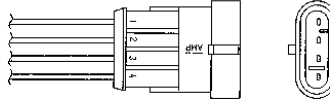
CONNECTOR TYPES

	Application	Order
18	OZA446-E15	1848
	OZA445-E3	1860
19	OZA446-E44	0162
	OZA446-E50	0204
	OZA445-E6	0258
	OZA445-E7	0269
	OZA446-E49	0291
	OZA446-E12	1805
	OZA446-E1	1833
	OZA446-E5	1838
	OZA446-E2	1855
	OZA446-E16	1859
	OZA446-E4	1877
OZA446-E11	1898	
20	OZA446-E63	1730
	OZA446-E14	1837
	OZA446-E7	1872
21	OZA446-E13	1826
22	OZA446-E18	1887
23	OZA446-E45	0155
24	OZA311-R2	0126
25	OZA446-E46	0139

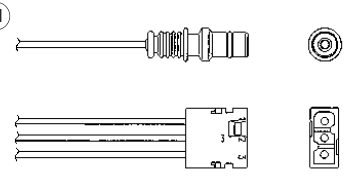
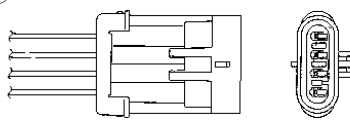
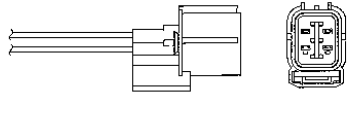

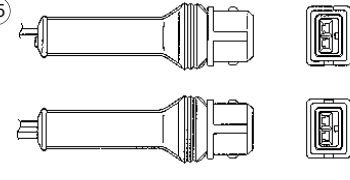
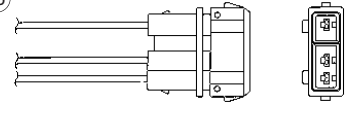
	Application	Order
26	OZA446-E43	0194
27	OZA216-D3	0125
	OZA89-D2	0135
	OZA216-D2	0190
	OZA33-D5	0199
	OZA448-E48	0239
	OZA448-E41	0260
	OZA448-E42	0271
	OZA448-E44	0293
	OZA448-E55	0470
	OZA659-EE44	1638
OZA448-E12	1865	
OZA33-D8	1867	
OZA89-D1	1890	
OZA660-EE15	5708	
28	OZA83-R1	0156
	OZA83-R2	0167
	OZA83-R3	0178
	OZA83-R4	0189
	OZA448-E43	0282
OZA660-EE2	5654	
29	OZA83-VN1	0124
30	OZA107-KH2	6407
	OZA85-M1	0165
	OZA502-E34	0436
	OZA502-E35	0447
	OZA502-E36	0458
31	OZA603-N2	0012
	OZA629-W2	0017
	OZA629-W5	0018
	OZA629-W6	0019
	OZA253-F6	0122
	OZA112-A1	0146
	OZA112-A3	0157
	OZA112-A2	0225
	OZA74-F1	0401
	OZA74-F2	0433
	OZA74-F3	0446
OZA591-SZ1	1767	
OZA114-A1	1856	

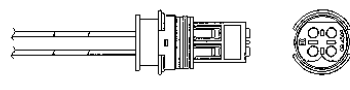
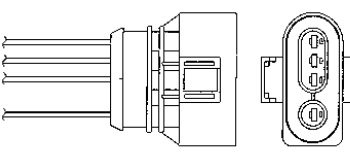
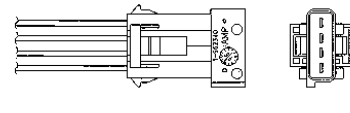
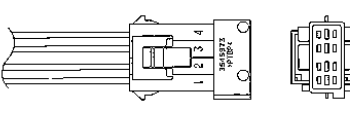
CONNECTOR TYPES

	Application	Order
	OZA341-SZ2	0038
	OZA341-SZ3	0039
	OZA381-D12	0041
	OZA488-AM1	0042
	OZA519-SZ2	0052
	OZA555-D2	0057
	OZA555-D3	0058
	OZA201-AM1	0168
	OZA201-AM2	0179
	OZA519-D1	0244
	OZA659-EE9	0383
	OZA488-D1	0403
	OZA381-D2	0451
	OZA381-D3	0462
	OZA659-EE43	1630
	OZA381-AM1	1707
	OZA504-D2	1708
	OZA488-D2	1757
OZA488-SZ1	1766	
OZA381-D1	1820	
	OZA341-BN1	0037
	OZA222-RV1	0136
	OZA527-E8	0284
	OZA527-E18	0430
	OZA527-E9	0498
	OZA447-E41	1739
	OZA659-EE63	7948
	OZA669-EE8	7953
	OZA669-EE12	7973
	OZA384-E32	0133
	OZA448-E47	0228
	OZA502-E31	0250
	OZA573-E1	0286
	OZA384-E39	0473
	OZA384-E40	0484
	OZA448-E16	1839
	OZA572-E8	0209
	OZA572-E5	0242
	OZA572-E2	0252
	OZA572-E3	0264
	OZA572-E12	0273
	OZA572-E4	0295
	OZA527-E27	0466
	OZA660-EE14	5707
	OZA527-E36	1993
	OZA447-E13	0183
	OZA572-E13	0254
	OZA572-E1	0283
	OZA457-I1	0414
	OZA527-E14	0455

	Application	Order
	OZA527-E2	0265
	OZA527-E22	0274
	OZA527-E4	0218
	OZA527-E5	0253
	OZA527-E6	0463
	OZA659-EE56	7863
	OZA659-EE57	7864
	OZA659-EE58	7903
	OZA659-EE59	7904
	OZA659-EE60	7905
	OZA341-BB1	0036
	OZA591-BB3	0066
	OZA448-E37	0152
	OZA527-E7	0213
	OZA334-A1	0223
	OZA334-A2	0234
	OZA112-A4	0236
	OZA334-A3	0245
	OZA527-E24	0287
	OZA527-E19	0296
	OZA659-EE3	0377
	OZA532-A3	0409
	OZA532-A1	0478
	OZA532-A2	0489
	OZA659-EE30	1612
	OZA659-EE31	1613
	OZA112-A6	1759
	OZA112-A7	1760
	OZA534-A1	1762
	OZA534-A2	1764
	OZA532-A4	1786
	OZA532-A5	1792
OZA532-A9	1793	
OZA532-A10	1794	
OZA532-A7	1796	
OZA341-A1	1798	
OZA534-A3	1800	
OZA659-EE49	5753	
OZA675-EE1	7978	

CONNECTOR TYPES

	Application	Order
	OZA448-E38	0160
	OZA527-E10	0263
	OZA527-E25	0444
	OZA448-E49	0404
	OZA341-W2	0440
	OZA527-E11	1787
	OZA448-E13	1893
	OZA563-H5	0061
	OZA563-H6	0062
	OZA333-H4	0137
	OZA333-H5	0148
	OZA333-H6	0159
	OZA245-H2	0180
	OZA333-H27	0212
	OZA421-H1	0255
	OZA501-H17	0266
	OZA333-H25	0288
	OZA333-H26	0299
	OZA502-E28	0425
	OZA444-E1	0439
	OTD3J-5C1	0475
OZA569-H1	0499	
OZA660-EE18	5714	
	OZA668-EE12	7951
	OZA669-EE11	7971
	OZA501-H20	0045
	OZA508-H4	0046
	OZA562-H7	0059
	OZA562-H9	0060
	OZA563-H8	0063
	OZA614-H3	0071
	OZA245-H1	0169
	OZA333-H19	0277
	OZA501-H23	0469
	OZA446-E48	0280
	OZA446-E51	0215
	OZA446-E52	0226
	OZA446-E53	0237

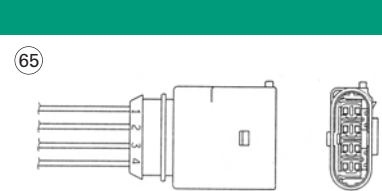
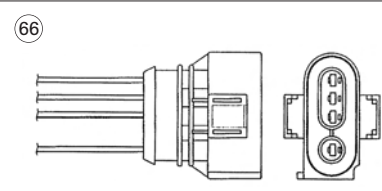
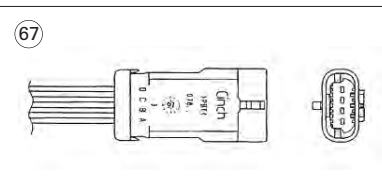
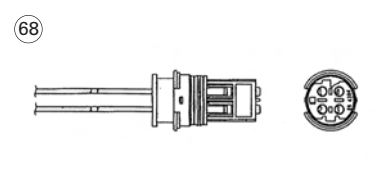
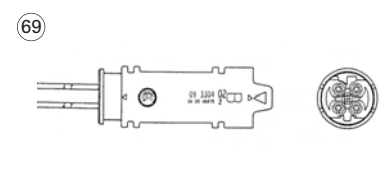
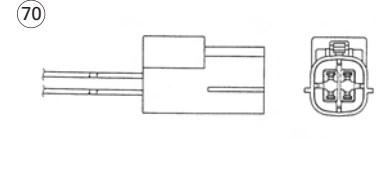
	Application	Order
	OTA7N-5C1	1963
	OZA447-E44	1976
	OZA673-EE1	7974
	OZA674-EE1	7975
	OZA448-E29	0182
	OZA448-E45	0206
	OZA447-E21	0216
	OZA447-E22	0227
	OZA527-E13	0285
	OZA659-EE15	0389
	OZA659-EE22	0396
	OZA659-EE24	0398
	OZA659-EE26	0400
	OZA572-E14	0408
	OZA448-E54	0459
	OZA447-E34	0482
	OZA659-EE27	1609
	OZA659-EE29	1611
	OZA659-EE34	1618
	OZA659-EE35	1619
OZA659-EE37	1624	
OZA659-EE42	1629	
OZA572-E6	1777	
OZA660-EE8	5682	
	OZA447-E14	0129
	OZA448-E31	0151
	OZA572-E11	0251
	OZA447-E16	0259
	OZA572-E10	0275
	OZA572-E9	0423
	OZA447-E30	0449
	OZA447-E31	0460
OZA659-EE36	1620	
OZA447-E36	1950	
OZA659-EE46	5748	
	OZA527-E15	0298
	OZA527-E16	0434
	OZA527-E17	0445
	OZA448-E56	0481
	OZA448-E57	0492
	OZA334-PG1	1790
OZA575-GM1	1895	
OZA575-GM2	1896	
	OTA4N-5B1	1765
	OTA4F-5B1	1901

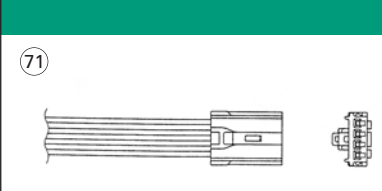
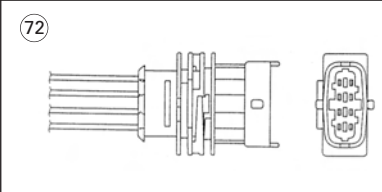
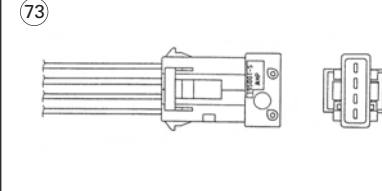
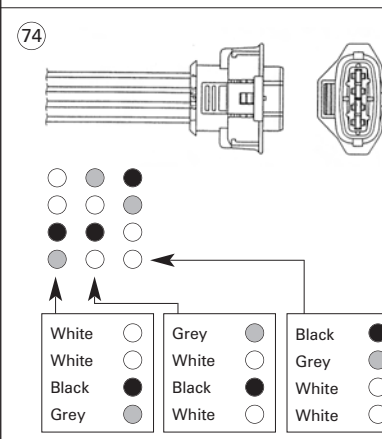
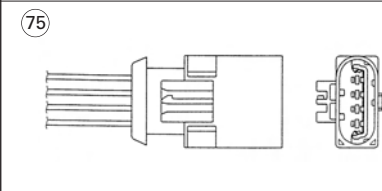
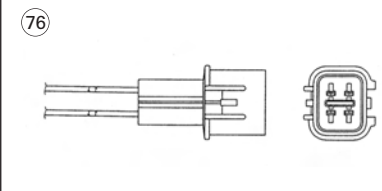
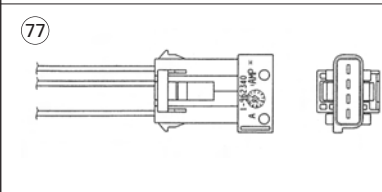
CONNECTOR TYPES

	Application	Order
51	OTA5F-3C1	1921
	OTA6F-3A1	1928
52	OTA7H-3A1	1932
	OTA7H-3A2	1943
	OTA7N-5B1	1973
53	OTA7H-3C2	0420
	OTA7L-3C4	0431
	OTA7L-3C3	0442
	OTA7N-5A1	1920
	OTA7N-5A2	1938
	OTA7H-3C1	1954
	OTA7N-5E1	1965
54	OZA600-BM1	0068
	OTA7H-5A1	0486
	OZA600-BM2	1845
	OZA600-BM5	1846
	OZA600-BM7	1847
	OTA7N-5D1	1974
	OTA7N-5D2	1975
OTA7N-5D3	1991	
55	OTD3G-3A1	0453
56	OTD3J-5A3	0024
	OTD3J-5B1	0464
57	OTA4F-3B1	1763
58	OZA527-E3	0201
	OZA527-E12	0220
59	OZA447-E10	0138

	Application	Order
60	OTD2F-1P2	0022
	OTD2F-3K1	1907
61	OTA4N-5G1	1758
	OTA4N-5H1	1768
	OZA324-L2	1780
	OTA4N-5F1	1795
	OTA4F-5F1	1908
	OTA4F-5G2	1927
OTA4F-5E1	1942	
62	OTA4F-5C2	1948
63	OZA448-E39	0210
	OZA527-E28	0477
	OZA527-E21	1817
64	OZA447-E40	1738
	OZA534-V1	1778
	OZA510-V6	1885
	OZA532-V4	0006
	OZA447-E17	0270
	OZA447-E18	0281
	OZA659-EE1	0375
	OZA659-EE16	0390
	OZA659-EE17	0391
	OZA659-EE20	0394
	OZA659-EE25	0399
	OZA510-V2	0402
	OZA448-E51	0426
	OZA510-V5	0435
	OZA516-AU1	0452
	OZA447-E32	0471
OZA510-V1	0491	
OZA659-EE40	1627	
OZA585-I1	1809	
OZA510-V10	1883	
OZA510-V7	1886	

CONNECTOR TYPES

	Application	Order
	OZA659-EE64	7949
	OZA659-EE11	0385
	OZA659-EE14	0388
	OZA659-EE18	0392
	OZA659-EE19	0393
	OZA659-EE23	0397
	OZA510-V3	0413
	OZA510-V4	0424
	OZA334-AU1	0474
	OZA659-EE32	1614
	OZA659-EE33	1617
	OZA659-EE38	1625
OZA510-AU1	1782	
OZA334-AU2	1789	
OZA510-I1	1808	
	OZA447-E35	0493
	OZA447-E25	0494
	OZA659-EE47	5750
	OZA507-R1	6515
	OZA659-EE53	7858
	OZA659-EE54	7859
	OZA636-R1	0020
	OZA659-EE6	0380
	OZA659-EE13	0387
	OZA448-E50	0415
	OZA277-R2	0468
	OZA507-R2	0480
	OZA660-EE12	5698
OZA660-EE21	5719	
	OZA659-EE55	7860
	OZA600-BM8	0069
	OZA630-BM3	0074
	OZA447-E27	0416
	OZA447-E28	0427
	OZA660-EE9	5694
	OZA660-EE17	5713
	OZA660-EE19	5716
	OZA660-EE22	5720
	OZA522-BM1	0053
	OZA522-BM2	0054
	OZA447-E29	0438
	OZA660-EE5	5662
	OZA544-N7	6497
	OZA544-N14	6513
	OZA544-N8	1804
	OZA448-E58	1909

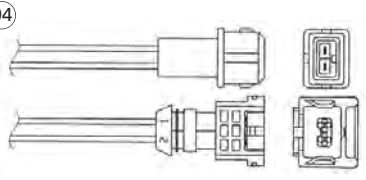
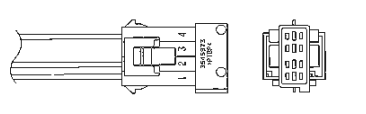
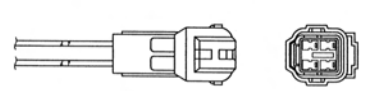
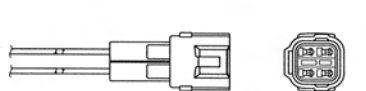

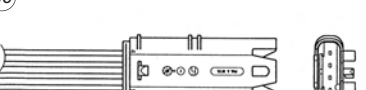
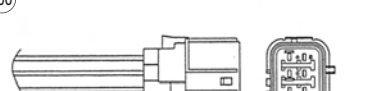



	Application	Order
	OZA448-E52	0437
	OZA447-E26	0405
	OZA660-EE4	5658
	OZA660-EE7	5681
	OZA660-EE10	5695
	OZA527-E33	1980
	OZA527-E34	1981
	OZA527-E35	1982
	OZA527-E29	0488
	OZA660-EE11	5697
	OZA660-EE20	5717
 <p> White White Black Grey </p> <p> Grey White Black White </p> <p> Black Grey White </p>	OZA659-EE51	1995
	OZA531-GM24	0055
	OZA659-EE5	0379
	OZA659-EE7	0381
	OZA334-SZ3	0407
	OZA334-SZ4	0418
	OZA334-SZ1	0485
	OZA334-SZ2	0496
	OZA659-EE28	1610
	OZA659-EE39	1626
	OZA334-SZ5	1705
	OZA334-SZ6	1706
	OZA531-GM2	1863
	OZA531-GM3	1864
OZA531-GM22	1892	
OZA660-EE3	5656	
OZA660-EE13	5706	
	OZA495-RV1	0043
	OZA495-RV2	0044
	OZA341-RV2	0429
	OZA448-E53	0448
	ZA446-E58	0483

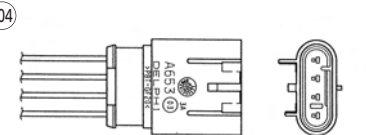
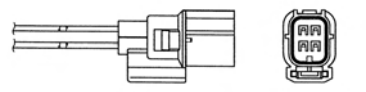
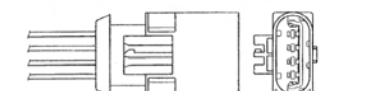

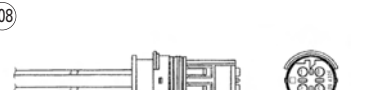





CONNECTOR TYPES

	Application	Order
78	OZA21-F3	0256
79	OZA446-E56	0461
80	OZA448-J4	0003
	OZA448-J5	0004
	OZA577-H17	0007
	OZA446-E55	0450
	OZA395-E9	0495
81	OZA324-L1	1779
82	OZA659-EE52	1996
	OZA659-EE61	7915
	OZA628-U1	0016
	OZA659-EE10	0384
	OZA659-EE21	0395
	OZA341-PG5	1813
	OZA341-PG6	1814
	OZA341-PG7	1815
	OZA341-PG8	1816
	OZA538-PG1	1818
OZA538-PG2	1819	
83	OZA608-U2	0070
	OZA659-EE4	0378
	OZA659-EE8	0382
	OZA659-EE12	0386
	OZA495-PG2	1852
	OZA495-PG3	1853
84	OZA510-AU4	0047
	OZA510-AU6	0049
	OZA629-V3	1720
	OZA629-V5	1722
	OZA510-AU2	1783
85	OZA510-AU5	0048
	OZA510-AU7	0050
	OZA510-V12	0051
	OZA629-V4	1721
	OZA629-V6	1723
	OZA629-V7	1725
	OZA532-V3	1776
	OZA510-AU3	1784
OZA510-V11	1884	

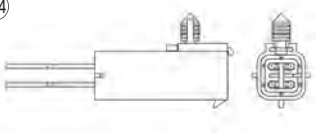
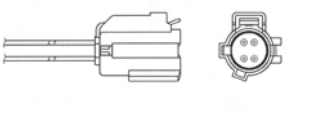
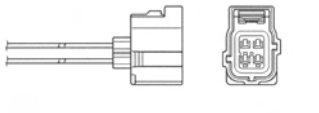
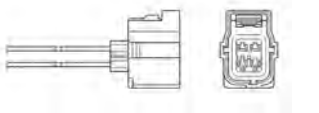
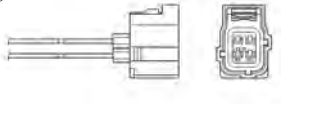
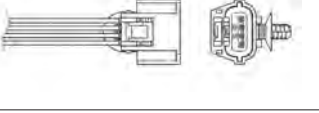
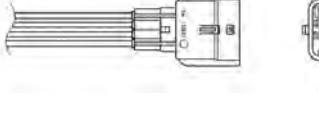
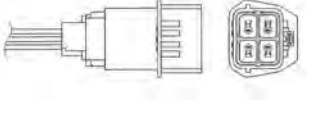
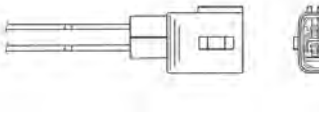
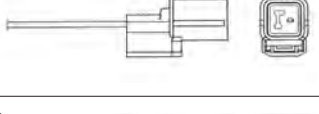
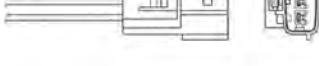
	Application	Order
86	OZA583-GM1	1753
	OZA531-GM1	1862
	OZA531-GM6	1869
	OZA531-GM7	1870
87	OZA676-EE1	7979
	OZA583-GM2	1754
	OZA531-GM16	1891
88	OZA544-R1	1857
89	OZA571-C2	6384
	OZA571-GB1	1709
	OZA571-C10	1836
90	OTA4N-5D1	1785
91	LZA07-AU3	0027
	LZA07-V4	0028
	LZA15-A1	0029
	LZA15-A3	0031
	LZA15-GM1	0032
	LZA17-VW1	0033
	LZA15-A5	1727
	LZA15-GM3	1728
LZA07-AU1	1772	
LZA07-V3	1880	
92	LZA11-V2	1774
	LZA11-V1	1825
	LZA11-V3	1829
	LZA11-V4	1842
	LZA07-V1	1851
	LZA07-V2	1868
93	LZA06-U1	1840

CONNECTOR TYPES

	Application	Order
94	OTA4N-5A1	1755
		
95	OTA4F-3C1	1773
		
96	OZA668-EE13	7952
	OZA577-H15	0064
	OZA577-H6	0065
		
97	OZA591-UB2	0008
	OZA591-VB2	0009
	OZA591-UB1	0067
		
98	LZA07-AU2	0026
		
99	OZA630-BM1	0072
	OZA630-BM2	0073
		
100	LZA09-E1	0025
		
101	OZA603-R2	0013
		
102	OZA610-W2	0014
	OZA610-W5	0015
		
103	OTD5F-3E1	0023
		

	Application	Order
104	OZA532-A12	0056
	OZA641-A1	1726
		
105	OZA635-H1	0075
	OZA635-H4	0076
		
106	OZA659-EE2	0376
		
107	OZA659-EE41	1628
	OZA660-EE1	5653
		
108	OZA659-EE48	5752
		
109	OZA659-EE50	5754
		
110	OZA660-EE6	5680
		
111	OZA660-EE23	5737
	OZA660-EE24	5739
		
112	OZA659-EE45	5747
		
113	OZA341-W1	6408
		

CONNECTOR TYPES

	Application	Order
(114)		OZA28-C3 6380
(115)		OZA248-C1 6381
(117)		OZA571-C7 6396
(118)		OZA623-C1 6397
(119)		OZA623-C2 6400
(120)		OZA603-R3 6518
(121)		OZA636-R3 6519
(122)		OZA447-E42 1971
(123)		OZA659-EE62 7916 OZA669-EE9 7954 OZA669-EE10 7970
(125)		OZA218-H2 6455
(129)		OZA446-E64 1737

CROSS REFERENCE GUIDE

Manufacturer's No.	NTK Part No.	Stock No.
ALFA ROMEO		
161 241 101 601	OZA446-E4	1877
464 442 84	OZA527-E7	0213
464 620 06	OZA527-E24	0287
467 502 41	OZA659-EE30	1612
467 502 43	OZA659-EE31	1613
467 502 46	OZA659-EE30	1612
467 510 82	OZA675-EE1	7978
467 621 82	OZA659-EE49	5753
55 353 811	OZA334-SZ5	1705
596 351 60	OZA401-E2	1802
605 076 900	OZA446-E4	1877
605 376 500	OZA446-E49	0291
605 677 59	OZA446-E5	1838
605 765 30	OTA5F-3C1	1921
605 765 300	OTA5F-3C1	1921
606 053 74	OTA6F-3A1	1928
608 090 12	OZA446-E1	1833
761 930 300	OZA446-E4	1877
ASTON MARTIN		
1A6F 9G444 AA	OZA381-D10	0040
6G33 9F472 AA	OZA488-AM1	0042
6G33 9G444 AA	OZA381-AM1	1707
SPD 5551	OZA201-AM1	0168
SPD 5552	OZA201-AM2	0179
XR3F 9G444 BA	OZA381-D3	0462
AUDI		
030 906 262 D	OZA659-EE40	1627
030 906 262 E	OZA659-EE40	1627
030 906 262 L	OZA659-EE40	1627
030 906 265 AD	OZA447-E16	0259
034 906 265 E	OZA446-E11	1898
048 906 265	OZA446-E11	1898
048 906 265 A	OZA446-E12	1805
048 906 265 B	OZA446-E50	0204
051 906 265 D	OZA445-E7	0269
053 906 265	OZA445-E7	0269
058 906 265 B	OZA659-EE17	0391
06A 906 262 AC	OZA659-EE25	0399
06A 906 262 AJ	OZA659-EE14	0388
06A 906 262 AK	OZA659-EE25	0399
06A 906 262 AM	OZA659-EE33	1617
06A 906 262 F	OZA659-EE18	0392
06A 906 262 Q	OZA659-EE1	0375
06A 906 262 R	OZA659-EE14	0388
06A 906 265 E	OZA447-E17	0270
06A 906 265 H	OZA447-E18	0281
06B 906 265 A	OZA334-AU1	0474
06B 906 265 B	OZA516-AU1	0452
06E 906 265 J	OZA510-AU4	0047
06E 906 265 K	OZA510-AU5	0048
06E 906 265 L	LZA07-AU2	0026
06E 906 265 M	LZA07-AU3	0027
06E 906 265 N	OZA510-AU6	0049
06E 906 265 P	OZA510-AU7	0050
077 906 265	OZA446-E4	1877

Manufacturer's No.	NTK Part No.	Stock No.
AUDI		
077 906 265 B	OZA445-E7	0269
078 906 265 B	OZA446-E50	0204
078 906 265 M	OZA659-EE36	1620
078 906 265 N	OZA659-EE46	5748
078 906 265 P	OZA659-EE47	5750
BERU		
0 824 010 003	OZA527-E27	0466
0 824 010 004	OZA446-E49	0291
0 824 010 006	OZA527-E22	0274
0 824 010 007	OZA446-E46	0139
0 824 010 008	OZA446-E13	1826
0 824 010 009	OZA445-E4	1850
0 824 010 010	OZA446-E42	0150
0 824 010 011	OZA446-E51	0215
0 824 010 012	OZA446-E45	0155
0 824 010 013	OZA445-E2	1810
0 824 010 014	OZA448-E12	1865
0 824 010 015	OZA216-D3	0125
0 824 010 017	OZA527-E25	0444
0 824 010 018	OZA446-E50	0204
0 824 010 020	OZA446-E40	0193
0 824 010 021	OZA448-E42	0271
0 824 010 022	OZA527-E13	0285
0 824 010 023	OZA572-E11	0251
0 824 010 024	OZA572-E14	0408
0 824 010 026	OZA448-E45	0206
0 824 010 027	OZA446-E14	1837
0 824 010 028	OZA445-E6	0258
0 824 010 030	OZA446-E3	1866
0 824 010 031	OZA527-E2	0265
0 824 010 032	OZA572-E4	0295
0 824 010 033	OZA445-E4	1850
0 824 010 034	OZA446-E7	1872
0 824 010 035	OZA446-E8	1827
0 824 010 036	OZA527-E3	0201
0 824 010 037	OZA527-E4	0218
0 824 010 038	OZA572-E8	0209
0 824 010 039	OZA446-E2	1855
0 824 010 040	OZA527-E12	0220
0 824 010 041	OZA572-E12	0273
0 824 010 042	OZA446-E6	1861
0 824 010 043	OZA527-E10	0263
0 824 010 044	OZA527-E6	0463
0 824 010 045	OZA572-E1	0283
0 824 010 046	OZA446-E11	1898
0 824 010 047	OZA448-E44	0293
0 824 010 048	OZA446-E16	1859
0 824 010 049	OZA446-E15	1848
0 824 010 050	OZA445-E3	1860
0 824 010 051	OZA114-A1	1856
0 824 010 052	OZA33-D8	1867
0 824 010 053	OZA401-E4	1822
0 824 010 054	OZA401-E57	0153
0 824 010 055	OZA401-E6	1882
0 824 010 056	OZA446-E13	1826

Manufacturer's No.	NTK Part No.	Stock No.
BERU		
0 824 010 057	OZA446-E18	1887
0 824 010 058	OZA527-E9	0498
0 824 010 059	OZA527-E11	1787
0 824 010 060	OZA527-E5	0253
0 824 010 061	OZA527-E7	0213
0 824 010 062	OZA527-E8	0284
0 824 010 064	OZA65-A2	1889
0 824 010 068	OZA527-E4	0218
0 824 010 070	OZA527-E19	0296
0 824 010 072	OZA446-E48	0280
0 824 010 075	OZA447-E14	0129
0 824 010 076	OZA447-E16	0259
0 824 010 077	OZA448-E31	0151
0 824 010 080	OZA527-E15	0298
0 824 010 081	OZA527-E28	0477
0 824 010 084	OZA253-F6	0122
0 824 010 089	OZA527-E17	0445
0 824 010 090	OZA401-E50	0131
0 824 010 094	OZA401-E2	1802
0 824 010 096	OZA401-E55	0143
0 824 010 098	OZA55-R4	0145
0 824 010 099	OZA112-A1	0146
0 824 010 102	OZA448-E31	0151
0 824 010 104	OZA401-E56	0154
0 824 010 105	OZA83-R1	0156
0 824 010 106	OZA112-A3	0157
0 824 010 107	OZA236-R2	0158
0 824 010 111	OZA401-E58	0166
0 824 010 112	OZA83-R2	0167
0 824 010 114	OZA527-E18	0430
0 824 010 117	OZA73-F1	0177
0 824 010 118	OZA83-R3	0178
0 824 010 120	OZA448-E29	0182
0 824 010 121	OZA447-E13	0183
0 824 010 124	OZA186-F5	0188
0 824 010 125	OZA83-R4	0189
0 824 010 127	OZA311-R1	0191
0 824 010 128	OZA446-E43	0194
0 824 010 129	OZA527-E16	0434
0 824 010 131	OZA25-F12	0198
0 824 010 133	OZA401-E51	0142
0 824 010 139	OZA446-E57	0472
0 824 010 143	OZA428-E1	1807
0 824 010 144	OZA660-EE3	5656
0 824 010 145	OZA447-E26	0405
0 824 010 146	OZA660-EE4	5658
0 824 010 147	OZA334-SZ1	0485
0 824 010 148	OZA334-SZ2	0496
0 824 010 152	OZA334-A1	0223
0 824 010 154	OZA245-H1	0169
0 824 010 155	OZA245-H2	0180
0 824 010 156	OZA333-H5	0148
0 824 010 157	OZA333-H26	0299
0 824 010 158	OZA447-E22	0227
0 824 010 159	OZA311-R2	0126

CROSS REFERENCE GUIDE

Manufacturer's No.	NTK Part No.	Stock No.
BERU		
0 824 010 161	OZA447-E17	0270
0 824 010 162	OZA447-E18	0281
0 824 010 16 4	OZA83-VN1	0124
0 824 010 165	OZA446-E52	0226
0 824 010 177	OZA660-EE8	5682
0 824 010 180	OZA448-E45	0206
0 824 010 182	OZA448-E49	0404
0 824 010 185	OZA447-E31	0460
0 824 010 191	OZA446-E58	0483
0 824 010 194	OZA660-EE16	5709
0 824 010 197	OZA74-F1	0401
0 824 010 202	OZA447-E29	0438
0 824 010 203	OZA448-E51	0426
0 824 010 207	OZA447-E28	0427
0 824 010 211	OZA447-E32	0471
0 824 010 212	OZA516-AU1	0452
0 824 010 213	OZA510-V2	0402
0 824 010 216	OZA510-V4	0424
0 824 010 218	OZA448-E50	0415
0 824 010 224	OZA334-AU1	0474
OZH 002	OZA527-E27	0466
OZH 003	OZA446-E49	0291
OZH 005	OZA527-E22	0274
OZH 007	OZA446-E13	1826
OZH 008	OZA445-E4	1850
OZH 009	OZA446-E42	0150
OZH 010	OZA446-E51	0215
OZH 011	OZA446-E45	0155
OZH 012	OZA445-E2	1810
OZH 013	OZA448-E12	1865
OZH 014	OZA216-D3	0125
OZH 016	OZA527-E25	0444
OZH 017	OZA446-E50	0204
OZH 019	OZA446-E40	0193
OZH 020	OZA448-E42	0271
OZH 021	OZA527-E13	0285
OZH 022	OZA572-E11	0251
OZH 023	OZA572-E14	0408
OZH 025	OZA448-E45	0206
OZH 026	OZA446-E14	1837
OZH 027	OZA445-E6	0258
OZH 028	OZA446-E3	1866
OZH 029	OZA527-E2	0265
OZH 030	OZA572-E4	0295
OZH 031	OZA445-E4	1850
OZH 032	OZA446-E7	1872
OZH 033	OZA446-E8	1827
OZH 034	OZA527-E3	0201
OZH 035	OZA527-E4	0218
OZH 036	OZA572-E8	0209
OZH 037	OZA446-E2	1855
OZH 038	OZA527-E12	0220
OZH 039	OZA572-E12	0273
OZH 040	OZA446-E6	1861
OZH 041	OZA527-E10	0263

Manufacturer's No.	NTK Part No.	Stock No.
BERU		
OZH 042	OZA527-E6	0463
OZH 043	OZA572-E1	0283
OZH 044	OZA446-E11	1898
OZH 045	OZA448-E44	0293
OZH 046	OZA446-E16	1859
OZH 047	OZA446-E15	1848
OZH 048	OZA445-E3	1860
OZH 049	OZA114-A1	1856
OZH 050	OZA33-D8	1867
OZH 051	OZA446-E13	1826
OZH 052	OZA446-E18	1887
OZH 053	OZA527-E9	0498
OZH 054	OZA527-E11	1787
OZH 055	OZA527-E5	0253
OZH 056	OZA527-E7	0213
OZH 057	OZA527-E8	0284
OZH 058	OZA236-R1	0147
OZH 058	OZA55-R1	1878
OZH 062	OZA527-E4	0218
OZH 064	OZA527-E19	0296
OZH 066	OZA446-E48	0280
OZH 069	OZA447-E14	0129
OZH 070	OZA447-E16	0259
OZH 071	OZA448-E31	0151
OZH 074	OZA527-E15	0298
OZH 075	OZA527-E28	0477
OZH 076	OZA253-F6	0122
OZH 079	OZA527-E17	0445
OZH 083	OZA55-R4	0145
OZH 084	OZA112-A1	0146
OZH 086	OZA448-E31	0151
OZH 087	OZA83-R1	0156
OZH 088	OZA112-A3	0157
OZH 092	OZA83-R2	0167
OZH 094	OZA527-E18	0430
OZH 095	OZA73-F1	0177
OZH 096	OZA83-R3	0178
OZH 098	OZA448-E29	0182
OZH 099	OZA447-E13	0183
OZH 100	OZA186-F5	0188
OZH 101	OZA83-R4	0189
OZH 103	OZA446-E43	0194
OZH 104	OZA527-E16	0434
OZH 107	OZA446-E57	0472
OZH 108	OZA236-R2	0158
OZH 109	OZA311-R1	0191
OZH 110	OZA660-EE3	5656
OZH 111	OZA447-E26	0405
OZH 112	OZA660-EE4	5658
OZH 113	OZA334-SZ1	0485
OZH 114	OZA334-SZ2	0496
OZH 118	OZA334-A1	0223
OZH 120	OZA245-H1	0169
OZH 121	OZA245-H2	0180
OZH 122	OZA333-H5	0148

Manufacturer's No.	NTK Part No.	Stock No.
BERU		
OZH 123	OZA333-H26	0299
OZH 124	OZA447-E22	0227
OZH 125	OZA311-R2	0126
OZH 127	OZA447-E17	0270
OZH 128	OZA447-E18	0281
OZH 130	OZA83-VN1	0124
OZH 131	OZA446-E52	0226
OZH 143	OZA660-EE8	5682
OZH 146	OZA448-E45	0206
OZH 148	OZA448-E49	0404
OZH 151	OZA447-E31	0460
OZH 157	OZA446-E58	0483
OZH 160	OZA660-EE16	5709
OZH 163	OZA74-F1	0401
OZH 168	OZA447-E29	0438
OZH 169	OZA448-E51	0426
OZH 173	OZA447-E28	0427
OZH 177	OZA447-E32	0471
OZH 178	OZA516-AU1	0452
OZH 179	OZA510-V2	0402
OZH 182	OZA510-V4	0424
OZH 184	OZA448-E50	0415
OZH 190	OZA334-AU1	0474
OZU 003	OZA401-E4	1822
OZU 004	OZA401-E57	0153
OZU 005	OZA401-E6	1882
OZU 006	OZA65-A2	1889
OZU 010	OZA401-E50	0131
OZU 012	OZA401-E55	0143
OZU 014	OZA401-E56	0154
OZU 015	OZA401-E58	0166
OZU 021	OZA25-F12	0198
OZU 022	OZA401-E2	1802
OZU 024	OZA401-E51	0142
OZU 025	OZA428-E1	1807
BMW		
11781 247 406	OZA447-E28	0427
11781 247 475	OZA572-E6	1777
11781 405 325	OZA660-EE22	5720
11781 406 981	OTA7N-5D2	1975
11781 427 884	OTA7H-5A1	0486
11781 433 071	OTA7N-5D1	1974
11781 433 159	OZA572-E14	0408
11781 433 940	OZA447-E29	0438
11781 437 586	OZA660-EE17	5713
11781 437 943	OTA7N-5D3	1991
11781 704 259	OZA572-E14	0408
11781 720 536	OZA572-E2	0252
11781 720 537	OZA527-E27	0466
11781 721 125	OZA572-E3	0264
11781 730 005	OZA572-E2	0252
11781 730 025	OTA7H-3A1	1932
11781 734 393	OZA572-E8	0209
11781 734 796	OZA572-E12	0273
11781 735 132	OTA7N-5B1	1973

CROSS REFERENCE GUIDE

Manufacturer's No.	NTK Part No.	Stock No.
BMW		
11781 735 499	OZA572-E5	0242
11781 735 710	OZA572-E4	0295
11781 738 282	OTA7H-3A2	1943
11781 739 845	OZA660-EE5	5662
11781 741 317	OZA572-E14	0408
11781 742 023	OZA572-E14	0408
11781 742 050	OZA447-E27	0416
11781 748 762	OTA7N-5C1	1963
11787 503 441	OZA660-EE19	5716
11787 530 285	OZA600-BM5	1846
11787 530 287	OZA600-BM2	1845
11787 530 318	OZA600-BM1	0068
11787 537 995	OZA600-BM7	1847
11787 547 313	OZA600-BM8	0069
11787 671 756	OZA522-BM1	0053
11787 671 757	OZA522-BM2	0054
11787 672 785	OZA630-BM2	0073
11787 674 452	OZA630-BM1	0072
11787 685 320	OZA630-BM3	0074
BOSCH		
0258 001 025	OZA401-E2	1802
0258 001 026	OZA401-E2	1802
0258 001 027	OZA401-E2	1802
0258 001 035	OZA401-E50	0131
0258 001 043	OZA401-E2	1802
0258 001 051	OZA401-E2	1802
0258 001 052	OZA401-E2	1802
0258 002 014	OZA401-E6	1882
0258 002 035	OZA401-E2	1802
0258 002 040	OZA401-E2	1802
0258 002 041	OZA401-E2	1802
0258 002 053	OZA401-E68	0428
0258 002 058	OZA428-E1	1807
0258 002 333	OZA527-E18	0430
0258 003 004	OZA446-E11	1898
0258 003 006	OZA446-E2	1855
0258 003 009	OZA446-E1	1833
0258 003 014	OZA446-E2	1855
0258 003 017	OZA446-E6	1861
0258 003 019	OZA446-E2	1855
0258 003 021	OZA446-E3	1866
0258 003 027	OZA446-E49	0291
0258 003 028	OZA446-E5	1838
0258 003 032	OZA446-E2	1855
0258 003 034	OZA446-E49	0291
0258 003 036	OZA446-E15	1848
0258 003 040	OZA445-E6	0258
0258 003 046	OZA446-E48	0280
0258 003 051	OZA527-E21	1817
0258 003 052	OZA527-E27	0466
0258 003 057	OZA446-E16	1859
0258 003 060	OZA446-E49	0291
0258 003 061	OZA446-E4	1877
0258 003 063	OZA446-E11	1898
0258 003 064	OZA572-E2	0252

Manufacturer's No.	NTK Part No.	Stock No.
BOSCH		
0258 003 069	OZA572-E3	0264
0258 003 074	OZA527-E2	0265
0258 003 075	OZA446-E44	0162
0258 003 078	OZA527-E22	0274
0258 003 082	OZA446-E6	1861
0258 003 083	OZA445-E6	0258
0258 003 085	OZA445-E6	0258
0258 003 086	OZA446-E8	1827
0258 003 090	OZA446-E2	1855
0258 003 094	OZA446-E4	1877
0258 003 095	OZA445-E7	0269
0258 003 096	OZA446-E46	0139
0258 003 101	OZA446-E5	1838
0258 003 103	OZA527-E4	0218
0258 003 108	OZA572-E4	0295
0258 003 112	OZA445-E4	1850
0258 003 114	OZA445-E4	1850
0258 003 115	OZA572-E4	0295
0258 003 118	OZA527-E28	0477
0258 003 119	OZA446-E49	0291
0258 003 120	OZA527-E4	0218
0258 003 121	OZA216-D3	0125
0258 003 122	OZA448-E12	1865
0258 003 130	OZA446-E14	1837
0258 003 132	OZA446-E14	1837
0258 003 134	OZA446-E13	1826
0258 003 139	OZA446-E6	1861
0258 003 141	OZA446-E3	1866
0258 003 144	OZA446-E14	1837
0258 003 146	OZA446-E14	1837
0258 003 156	OZA446-E7	1872
0258 003 157	OZA446-E7	1872
0258 003 158	OZA446-E11	1898
0258 003 164	OZA446-E11	1898
0258 003 165	OZA446-E42	0150
0258 003 166	OZA446-E42	0150
0258 003 167	OZA446-E42	0150
0258 003 168	OZA446-E42	0150
0258 003 175	OZA446-E2	1855
0258 003 181	OZA446-E42	0150
0258 003 189	OZA446-E8	1827
0258 003 193	OZA527-E8	0284
0258 003 194	OZA446-E11	1898
0258 003 203	OZA527-E3	0201
0258 003 207	OZA446-E52	0226
0258 003 208	OZA446-E52	0226
0258 003 211	OZA446-E51	0215
0258 003 213	OZA446-E53	0237
0258 003 215	OZA572-E8	0209
0258 003 219	OZA572-E5	0242
0258 003 220	OZA572-E8	0209
0258 003 222	OZA527-E4	0218
0258 003 229	OZA527-E9	0498
0258 003 231	OZA572-E8	0209
0258 003 234	OZA446-E2	1855

Manufacturer's No.	NTK Part No.	Stock No.
BOSCH		
0258 003 235	OZA446-E2	1855
0258 003 239	OZA527-E12	0220
0258 003 240	OZA527-E4	0218
0258 003 241	OZA445-E7	0269
0258 003 244	OZA572-E8	0209
0258 003 246	OZA446-E49	0291
0258 003 247	OZA445-E2	1810
0258 003 248	OZA445-E2	1810
0258 003 250	OZA446-E55	0450
0258 003 253	OZA448-E21	0260
0258 003 254	OZA445-E7	0269
0258 003 256	OZA446-E45	0155
0258 003 259	OZA448-E12	1865
0258 003 261	OZA572-E12	0273
0258 003 262	OZA527-E4	0218
0258 003 265	OZA572-E1	0283
0258 003 266	OZA572-E1	0283
0258 003 267	OZA572-E13	0254
0258 003 268	OZA572-E13	0254
0258 003 269	OZA527-E36	1993
0258 003 271	OZA527-E36	1993
0258 003 276	OZA446-E45	0155
0258 003 279	OZA446-E12	1805
0258 003 280	OZA446-E12	1805
0258 003 281	OZA446-E50	0204
0258 003 282	OZA446-E50	0204
0258 003 291	OZA448-E12	1865
0258 003 292	OZA216-D3	0125
0258 003 295	OZA446-E50	0204
0258 003 300	OZA446-E6	1861
0258 003 301	OZA527-E5	0253
0258 003 302	OZA527-E4	0218
0258 003 307	OZA660-EE15	5708
0258 003 310	OZA572-E8	0209
0258 003 311	OZA446-E45	0155
0258 003 312	OZA446-E45	0155
0258 003 313	OZA446-E2	1855
0258 003 314	OZA527-E25	0444
0258 003 320	OZA527-E10	0263
0258 003 321	OZA527-E10	0263
0258 003 324	OZA527-E6	0463
0258 003 325	OZA527-E6	0463
0258 003 331	OZA446-E42	0150
0258 003 333	OZA527-E18	0430
0258 003 334	OZA572-E1	0283
0258 003 336	OZA660-EE11	5697
0258 003 339	OZA448-E12	1865
0258 003 340	OZA448-E41	0260
0258 003 342	OZA448-E12	1865
0258 003 343	OZA448-E42	0271
0258 003 344	OZA446-E50	0204
0258 003 357	OZA572-E8	0209
0258 003 360	OZA448-E56	0481
0258 003 381	OZA446-E58	0483
0258 003 383	OZA502-E36	0458

CROSS REFERENCE GUIDE

Manufacturer's No.	NTK Part No.	Stock No.
BOSCH		
0258 003 396	OZA446-E50	0204
0258 003 420	OZA446-E45	0155
0258 003 423	OZA448-E55	0470
0258 003 426	OZA572-E8	0209
0258 003 439	OZA572-E1	0283
0258 003 446	OZA446-E41	0128
0258 003 447	OZA446-E40	0193
0258 003 448	OZA446-E40	0193
0258 003 454	OZA447-E31	0460
0258 003 455	OZA447-E31	0460
0258 003 456	OZA448-E12	1865
0258 003 457	OZA448-E12	1865
0258 003 461	OZA186-F7	0457
0258 003 464	OZA527-E33	1980
0258 003 466	OZA527-E7	0213
0258 003 477	OZA447-E27	0416
0258 003 478	OZA447-E30	0449
0258 003 479	OZA447-E30	0449
0258 003 484	OZA448-E12	1865
0258 003 485	OZA448-E48	0239
0258 003 486	OZA448-E44	0293
0258 003 508	OZA446-E11	1898
0258 003 510	OZA446-E12	1805
0258 003 511	OZA446-E12	1805
0258 003 513	OZA527-E13	0285
0258 003 515	OZA448-E45	0206
0258 003 518	OZA447-E14	0129
0258 003 519	OZA447-E14	0129
0258 003 522	OZA572-E6	1777
0258 003 523	OZA572-E14	0408
0258 003 524	OZA446-E43	0194
0258 003 542	OZA447-E16	0259
0258 003 543	OZA447-E16	0259
0258 003 544	OZA448-E31	0151
0258 003 545	OZA448-E31	0151
0258 003 546	OZA572-E9	0423
0258 003 547	OZA572-E9	0423
0258 003 548	OZA572-E11	0251
0258 003 556	OZA448-E52	0437
0258 003 559	OZA447-E28	0427
0258 003 561	OZA660-EE5	5662
0258 003 569	OZA446-E18	1887
0258 003 570	OZA446-E18	1887
0258 003 571	OZA673-EE1	7974
0258 003 572	OZA673-EE1	7974
0258 003 575	OZA572-E11	0251
0258 003 576	OZA572-E11	0251
0258 003 578	OZA527-E4	0218
0258 003 579	OZA527-E7	0213
0258 003 584	OZA447-E31	0460
0258 003 586	OZA572-E11	0251
0258 003 587	OZA572-E11	0251
0258 003 593	OZA660-EE11	5697
0258 003 597	OZA572-E14	0408
0258 003 604	OZA572-E11	0251

Manufacturer's No.	NTK Part No.	Stock No.
BOSCH		
0258 003 605	OZA572-E9	0423
0258 003 611	OZA447-E36	1950
0258 003 612	OZA447-E36	1950
0258 003 613	OZA447-E31	0460
0258 003 624	OZA446-E45	0155
0258 003 627	OZA527-E19	0296
0258 003 630	OZA447-E36	1950
0258 003 631	OZA447-E36	1950
0258 003 632	OZA572-E10	0275
0258 003 638	OZA527-E25	0444
0258 003 642	OZA674-EE1	7975
0258 003 644	OZA448-E43	0282
0258 003 646	OZA447-E31	0460
0258 003 667	OZA527-E15	0298
0258 003 668	OZA527-E16	0434
0258 003 669	OZA527-E17	0445
0258 003 670	OZA448-E56	0481
0258 003 671	OZA527-E29	0488
0258 003 672	OZA527-E34	1981
0258 003 673	OZA527-E35	1982
0258 003 694	OZA447-E31	0460
0258 003 696	OZA447-E31	0460
0258 003 703	OZA73-F1	0177
0258 003 713	OZA89-D1	1890
0258 003 714	OZA448-E44	0293
0258 003 715	OZA446-E57	0472
0258 003 716	OZA448-E57	0492
0258 003 717	OZA660-EE23	5737
0258 003 718	OZA660-EE24	5739
0258 003 719	OZA448-E56	0481
0258 003 734	OZA447-E31	0460
0258 003 738	OZA447-E31	0460
0258 003 740	OZA447-E25	0494
0258 003 741	OZA447-E25	0494
0258 003 745	OZA447-E13	0183
0258 003 755	OZA447-E30	0449
0258 003 756	OZA447-E30	0449
0258 003 757	OZA447-E35	0493
0258 003 758	OZA447-E35	0493
0258 003 759	OZA448-E31	0151
0258 003 760	OZA448-E31	0151
0258 003 772	OZA527-E7	0213
0258 003 779	OZA33-D8	1867
0258 003 782	OZA660-EE8	5682
0258 003 783	OZA660-EE8	5682
0258 003 798	OZA447-E21	0216
0258 003 802	OZA447-E27	0416
0258 003 805	OZA527-E19	0296
0258 003 810	OZA572-E14	0408
0258 003 811	OZA447-E35	0493
0258 003 829	OZA527-E36	1993
0258 003 830	OZA527-E36	1993
0258 003 842	OZA447-E31	0460
0258 003 843	OZA447-E31	0460
0258 003 846	OZA447-E32	0471

Manufacturer's No.	NTK Part No.	Stock No.
BOSCH		
0258 003 847	OZA447-E32	0471
0258 003 855	OZA448-E54	0459
0258 003 856	OZA448-E54	0459
0258 003 857	OZA447-E30	0449
0258 003 858	OZA447-E30	0449
0258 003 862	OZA447-E22	0227
0258 003 866	OZA572-E11	0251
0258 003 870	OZA448-E45	0206
0258 003 892	OZA660-EE16	5709
0258 003 893	OZA447-E44	1976
0258 003 894	OZA447-E44	1976
0258 003 895	OZA660-EE22	5720
0258 003 913	OZA446-E46	0139
0258 003 915	OZA446-E13	1826
0258 003 925	OZA446-E14	1837
0258 003 926	OZA446-E63	1730
0258 003 931	OZA446-E2	1855
0258 003 936	OZA446-E15	1848
0258 003 957	OZA446-E16	1859
0258 003 965	OZA445-E7	0269
0258 003 973	OZA446-E15	1848
0258 003 979	OZA445-E3	1860
0258 003 995	OZA445-E7	0269
0258 005 001	OZA448-E29	0182
0258 005 002	OZA448-E29	0182
0258 005 007	OZA447-E26	0405
0258 005 026	OZA447-E35	0493
0258 005 030	OZA660-EE20	5717
0258 005 049	OZA447-E31	0460
0258 005 055	OZA448-E49	0404
0258 005 066	OZA447-E31	0460
0258 005 068	OZA447-E31	0460
0258 005 070	OZA448-E47	0228
0258 005 075	OZA447-E31	0460
0258 005 079	OZA447-E17	0270
0258 005 083	OZA448-E29	0182
0258 005 088	OZA447-E34	0482
0258 005 089	OZA447-E34	0482
0258 005 090	OZA660-EE9	5694
0258 005 091	OZA660-EE9	5694
0258 005 097	OZA660-EE11	5697
0258 005 100	OZA447-E32	0471
0258 005 109	OZA447-E29	0438
0258 005 110	OZA448-E53	0448
0258 005 113	OZA447-E18	0281
0258 005 115	OZA448-E51	0426
0258 005 116	OZA448-E51	0426
0258 005 117	OZA447-E32	0471
0258 005 119	OZA447-E32	0471
0258 005 121	OZA447-E40	1738
0258 005 123	OZA447-E40	1738
0258 005 133	OZA660-EE1	5653
0258 005 134	OZA660-EE12	5698
0258 005 135	OZA448-E50	0415
0258 005 136	OZA660-EE21	5719

CROSS REFERENCE GUIDE

Manufacturer's No.	NTK Part No.	Stock No.
BOSCH		
0258 005 158	OZA447-E31	0460
0258 005 160	OZA447-E35	0493
0258 005 177	OZA660-EE17	5713
0258 005 178	OZA447-E32	0471
0258 005 187	OZA447-E32	0471
0258 005 211	OZA660-EE6	5680
0258 005 212	OZA660-EE6	5680
0258 005 225	OZA660-EE13	5706
0258 005 234	OZA660-EE4	5658
0258 005 235	OZA660-EE10	5695
0258 005 240	OZA447-E41	1739
0258 005 241	OZA447-E41	1739
0258 005 247	OZA660-EE2	5654
0258 005 249	OZA112-A3	0157
0258 005 251	OZA660-EE18	5714
0258 005 253	OZA253-F6	0122
0258 005 254	OZA502-E34	0436
0258 005 255	OZA85-M1	0165
0258 005 256	OZA660-EE7	5681
0258 005 259	OZA660-EE19	5716
0258 005 263	OZA447-E42	1971
0258 005 264	OZA447-E42	1971
0258 005 274	OZA446-E64	1737
0258 005 275	OZA446-E64	1737
0258 005 291	OZA660-EE3	5656
0258 005 293	OZA448-E58	1909
0258 005 294	OZA448-E58	1909
0258 005 318	OZA572-E8	0209
0258 005 322	OZA660-EE14	5707
0258 005 324	OZA572-E8	0209
0258 005 325	OZA572-E12	0273
0258 005 658	OZA112-A4	0236
0258 005 708	OZA74-F1	0401
0258 005 710	OZA660-EE18	5714
0258 006 018	OZA659-EE15	0389
0258 006 021	OZA659-EE30	1612
0258 006 022	OZA659-EE44	1638
0258 006 023	OZA659-EE36	1620
0258 006 026	OZA659-EE8	0382
0258 006 027	OZA659-EE4	0378
0258 006 028	OZA659-EE12	0386
0258 006 029	OZA659-EE21	0395
0258 006 046	OZA659-EE6	0380
0258 006 053	OZA659-EE9	0383
0258 006 055	OZA659-EE43	1630
0258 006 057	OZA659-EE1	0375
0258 006 067	OZA659-EE46	5748
0258 006 069	OZA659-EE47	5750
0258 006 072	OZA659-EE31	1613
0258 006 079	OZA659-EE16	0390
0258 006 081	OZA659-EE20	0394
0258 006 089	OZA659-EE17	0391
0258 006 101	OZA659-EE32	1614
0258 006 109	OZA659-EE18	0392
0258 006 121	OZA659-EE1	0375

Manufacturer's No.	NTK Part No.	Stock No.
BOSCH		
0258 006 123	OZA659-EE15	0389
0258 006 124	OZA659-EE15	0389
0258 006 125	OZA659-EE27	1609
0258 006 126	OZA659-EE27	1609
0258 006 127	OZA659-EE2	0376
0258 006 139	OZA659-EE19	0393
0258 006 141	OZA659-EE14	0388
0258 006 147	OZA659-EE25	0399
0258 006 151	OZA659-EE25	0399
0258 006 153	OZA659-EE33	1617
0258 006 155	OZA659-EE9	0383
0258 006 163	OZA659-EE25	0399
0258 006 167	OZA659-EE26	0400
0258 006 168	OZA659-EE26	0400
0258 006 170	OZA659-EE7	0381
0258 006 171	OZA659-EE28	1610
0258 006 172	OZA659-EE5	0379
0258 006 176	OZA659-EE51	1995
0258 006 181	OZA659-EE29	1611
0258 006 185	OZA659-EE10	0384
0258 006 186	OZA659-EE52	1996
0258 006 190	OZA659-EE30	1612
0258 006 191	OZA659-EE30	1612
0258 006 192	OZA659-EE3	0377
0258 006 193	OZA659-EE31	1613
0258 006 194	OZA659-EE42	1629
0258 006 206	OZA675-EE1	7978
0258 006 217	OZA659-EE40	1627
0258 006 219	OZA659-EE16	0390
0258 006 220	OZA659-EE16	0390
0258 006 221	OZA659-EE20	0394
0258 006 222	OZA659-EE20	0394
0258 006 223	OZA659-EE40	1627
0258 006 229	OZA659-EE32	1614
0258 006 230	OZA659-EE32	1614
0258 006 237	OZA659-EE18	0392
0258 006 238	OZA659-EE18	0392
0258 006 245	OZA659-EE1	0375
0258 006 246	OZA659-EE1	0375
0258 006 255	OZA659-EE19	0393
0258 006 256	OZA659-EE19	0393
0258 006 257	OZA659-EE14	0388
0258 006 258	OZA659-EE14	0388
0258 006 261	OZA659-EE25	0399
0258 006 263	OZA659-EE33	1617
0258 006 264	OZA659-EE33	1617
0258 006 268	OZA659-EE34	1618
0258 006 269	OZA659-EE34	1618
0258 006 272	OZA659-EE24	0398
0258 006 273	OZA659-EE24	0398
0258 006 274	OZA659-EE35	1619
0258 006 275	OZA659-EE35	1619
0258 006 276	OZA659-EE22	0396
0258 006 277	OZA659-EE22	0396
0258 006 287	OZA659-EE36	1620

Manufacturer's No.	NTK Part No.	Stock No.
BOSCH		
0258 006 288	OZA659-EE36	1620
0258 006 290	OZA659-EE45	5747
0258 006 294	OZA659-EE53	7858
0258 006 295	OZA659-EE13	0387
0258 006 305	OZA659-EE64	7949
0258 006 307	OZA659-EE17	0391
0258 006 308	OZA659-EE17	0391
0258 006 309	OZA659-EE54	7859
0258 006 311	OZA659-EE13	0387
0258 006 312	OZA659-EE46	5748
0258 006 313	OZA659-EE46	5748
0258 006 314	OZA659-EE47	5750
0258 006 315	OZA659-EE47	5750
0258 006 324	OZA659-EE48	5752
0258 006 325	OZA659-EE48	5752
0258 006 328	OZA659-EE55	7860
0258 006 329	OZA659-EE55	7860
0258 006 353	OZA659-EE37	1624
0258 006 354	OZA659-EE37	1624
0258 006 373	OZA659-EE38	1625
0258 006 374	OZA659-EE38	1625
0258 006 375	OZA659-EE56	7863
0258 006 376	OZA659-EE49	5753
0258 006 386	OZA659-EE39	1626
0258 006 388	OZA659-EE57	7864
0258 006 389	OZA659-EE58	7903
0258 006 391	OZA659-EE59	7904
0258 006 398	OZA659-EE23	0397
0258 006 399	OZA659-EE23	0397
0258 006 422	OZA659-EE40	1627
0258 006 423	OZA659-EE40	1627
0258 006 424	OZA659-EE60	7905
0258 006 431	OZA659-EE61	7915
0258 006 432	OZA659-EE50	5754
0258 006 440	OZA659-EE11	0385
0258 006 441	OZA659-EE11	0385
0258 006 450	OZA659-EE43	1630
0258 006 537	OZA659-EE41	1628
0258 006 563	OZA659-EE42	1629
0258 006 564	OZA659-EE42	1629
0258 006 720	OZA659-EE62	7916
0258 006 721	OZA659-EE63	7948
0258 986 605	OZA444-E1	0439
0986 258 002	OTD2F-1P2	0022
0986 258 009	OZA446-E56	0461
F00 E261 264	OTA7N-5D3	1991
F00 HL00 018	OZA446-E45	0155
F00 HL00 053	OZA395-E9	0495
CHEVROLET		
96 415 635	OZA629-W6	0019
96 415 639	OZA629-W5	0018
96 415 640	OZA610-W2	0014
96 418 965	OZA629-W2	0017
96 419 320	OZA610-W5	0015

CROSS REFERENCE GUIDE

Manufacturer's No.	NTK Part No.	Stock No.
CHRYSLER		
4606 091	OZA28-C3	6380
5099 817 AA	OZA659-EE15	0389
5099 821 AA	OZA659-EE22	0396
5602 8994 AB	OZA623-C1	6397
5602 9049 AA	OZA571-C2	6384
5602 9050 AA	OZA571-C7	6396
5604 1004	OZA248-C1	6381
5604 1005	OZA248-C1	6381
MD 119 210	OZA401-E63	0207
MD 128 262	OZA401-E54	0186
MD 148 738	OZA428-E3	0121
MD 150 609	OZA428-E2	0197
MD 183 145	OZA502-E34	0436
MD 183 399	OZA502-E35	0447
CITROEN		
AFS 91	OZA676-EE1	7979
1618 72	OZA495-PG3	1853
1628 K9	OZA659-EE63	7948
1628 Q5	OZA659-EE62	7916
1618 RO	OZA608-U2	0070
1628 3W	OZA527-E12	0220
1628 6R	OZA527-E15	0298
1628 6S	OZA527-E16	0434
1628 6W	OZA527-E17	0445
1628 7R	OZA676-EE1	7979
1628 7S	OZA527-E29	0488
1628 7Z	OZA527-E33	1980
1628 8C	OZA527-E35	1982
1628 9A	OZA527-E34	1981
1628 9S	OZA660-EE24	5739
1628 9T	OZA448-E56	0481
1628 9V	OZA660-EE23	5737
1628 9W	OZA448-E57	0492
1628 A4	OZA446-E48	0280
1628 CW	OZA659-EE12	0386
1628 CX	OZA659-EE21	0395
1628 EC	OZA659-EE8	0382
1628 HN	OZA659-EE4	0378
1628 HQ	OZA659-EE8	0382
1628 HR	OZA659-EE12	0386
1628 HT	OZA660-EE23	5737
1628 HV	OZA659-EE21	0395
1628 J4	OZA527-E2	0265
1628 KN	OZA495-PG2	1852
1628 KP	OZA341-PG7	1815
1628 KY	OZA659-EE10	0384
1628 L4	OZA527-E22	0274
1628 LP	OZA334-PG1	1790
1628 NY	OZA341-PG5	1813
1628 PL	OZA659-EE52	1996
1628 PW	LZA06-U1	1840
1628 PX	OZA538-PG1	1818
1628 QY	OZA341-PG6	1814
1628 T2	OZA527-E3	0201
1628 TG	OZA538-PG2	1819

Manufacturer's No.	NTK Part No.	Stock No.
CITROEN		
1628 TH	OZA341-PG8	1816
1628 VN	OZA659-EE61	7915
1628 V4	OZA527-E12	0220
96 027 244	OZA527-E2	0265
96 036 827	OZA527-E22	0274
96 121 278 17	OZA527-E12	0220
96 127 346	OZA527-E12	0220
96 138 608	OZA527-E3	0201
96 229 969	OZA527-E15	0298
96 230 002	OZA527-E29	0488
96 284 479	OZA448-E57	0492
96 284 479 80	OZA448-E57	0492
96 284 482	OZA448-E56	0481
96 366 522 80	OZA334-PG1	1790
96 368 766	OZA659-EE52	1996
96 369 209 80	LZA06-U1	1840
96 369 683 80	OZA341-PG5	1813
96 369 684 80	OZA341-PG6	1814
96 369 685 80	OZA341-PG7	1815
96 369 687 80	OZA495-PG2	1852
96 369 688 80	OZA495-PG3	1853
96 393 054 80	OZA538-PG1	1818
96 424 706	OZA659-EE61	7915
96 424 707 80	OZA538-PG2	1819
96 424 708 80	OZA341-PG8	1816
96 576 329 80	OZA608-U2	0070
DACIA		
7700 274 190	OZA507-R1	6515
8200 052 062	OZA507-R2	0480
DAEWOO		
25 106 073	OZA401-E6	1882
96 253 547	OZA341-W1	6407
96 415 635	OZA629-W6	0019
96 415 639	OZA629-W5	0018
96 415 640	OZA610-W2	0014
96 418 965	OZA629-W2	0017
96 419 320	OZA610-W5	0015
96 507 986	OZA341-W2	0440
DELPHI		
ES10254-12B1	OZA572-E8	0209
ES10276-12B1	OZA527-E10	0263
ES10403-12B1	OZA447-E25	0494
ES10456-12B1	OZA446-E45	0155
ES10568-12B1	OZA447-E31	0460
ES10857-12B1	OZA447-E29	0438
ES10899-12B1	OZA447-E28	0427
ES10967-12B1	OZA572-E11	0251
ES10968-12B1	OZA55-R2	0123
ES10971-12B1	OZA311-R2	0126
ES10976-12B1	OZA447-E13	0183
ES10978-12B1	OZA447-E17	0270
ES10979-12B1	OZA447-E16	0259
ES10982-12B1	OZA447-E26	0405
ES10983-12B1	OZA447-E27	0416
ES10987-12B1	OZA447-E35	0493

Manufacturer's No.	NTK Part No.	Stock No.
DELPHI		
ES10991-12B1	OZA446-E40	0193
ES10992-12B1	OZA446-E57	0472
ES10994-12B1	OZA446-E48	0280
ES20037-12B1	OZA74-F1	0401
ES20080-12B1	OZA448-E53	0448
ES20135-12B1	OZA448-E49	0404
ES20185-12B1	OZA527-E13	0285
ES20229-12B1	OZA527-E12	0220
ES20230-12B1	OZA527-E29	0488
ES20231-12B1	OZA527-E7	0213
ES20232-12B1	OZA527-E4	0218
ES20233-12B1	OZA527-E3	0201
ES20234-12B1	OZA527-E16	0434
ES20235-12B1	OZA527-E8	0284
ES20236-12B1	OZA527-E19	0296
ES20237-12B1	OZA527-E22	0274
ES20238-12B1	OZA527-E24	0287
ES20239-12B1	OZA527-E9	0498
ES20240-12B1	OZA527-E5	0253
ES20241-12B1	OZA527-E17	0445
ES20242-12B1	OZA527-E15	0298
ES20243-12B1	OZA527-E18	0430
ES20244-12B1	OZA527-E2	0265
ES20245-12B1	OZA676-EE1	7979
ES20252-12B1	OZA448-E55	0470
ES20256-12B1	OZA448-E31	0151
ES20259-12B1	OZA448-E52	0437
ES20266-12B1	OZA83-VN1	0124
ES20268-12B1	OZA448-E47	0228
ES20274-12B1	OZA448-E45	0206
ES20281-12B1	OZA334-SZ1	0485
ES20282-12B1	OZA334-SZ2	0496
ES20283-12B1	OZA334-SZ3	0407
ES20284-12B1	OZA334-SZ4	0418
ES20285-12B1	OZA516-AU1	0452
ES20288-12B1	OZA448-E54	0459
ES20293-12B1	OZA448-E56	0481
ES20299-12B1	OZA341-W2	0440
ES20309-12B0	OZA659-EE8	0382
ES20310-12B1	OZA659-EE13	0387
DENSO		
0922	OZA669-EE10	7970
5135	OZA669-EE12	7973
6015	OZA669-EE8	7953
6363	OZA669-EE9	7954
7004	OZA668-EE12	7951
7014	OZA669-EE11	7971
9033	OZA668-EE13	7952
DOX-0204	OZA669-EE12	7973
DOX-0206	OZA669-EE8	7953
DOX-0238	OZA669-EE9	7954
DUCATI		
55 21 11 11A	OZA591-BB3	0066
CA.0083 476	OZA591-BB3	0066

CROSS REFERENCE GUIDE

Manufacturer's No.	NTK Part No.	Stock No.
FACET		
1 997 021	OZA527-E19	0296
1 997 022	OZA527-E7	0213
1 997 024	OZA448-E56	0481
1 997 025	OZA446-E50	0204
1 997 026	OZA446-E2	1855
1 997 027	OZA446-E2	1855
1 997 028	OZA446-E5	1838
1 997 030	OZA446-E49	0291
1 997 031	OZA446-E12	1805
1 997 032	OZA572-E3	0264
1 997 033	OZA572-E1	0283
1 997 035	OZA527-E36	1993
1 997 036	OZA527-E12	0220
1 997 037	OZA527-E5	0253
1 997 040	OZA527-E4	0218
1 997 041	OZA527-E5	0253
1 997 042	OZA446-E42	0150
1 997 043	OZA445-E2	1810
1 997 044	OZA445-E4	1850
1 997 045	OZA446-E15	1848
1 997 046	OZA65-A2	1889
1 997 047	OZA401-E2	1802
1 997 048	OZA446-E18	1887
1 997 049	OZA572-E9	0423
1 997 051	OZA446-E16	1859
1 997 052	OZA572-E9	0423
1 997 054	OZA334-A3	0245
1 997 055	OZA186-F7	0457
1 997 056	OZA572-E13	0254
1 997 057	OZA527-E9	0498
1 997 059	OZA324-L1	1779
1 997 062	OZA446-E57	0472
1 997 063	OZA527-E16	0434
1 997 064	OZA527-E3	0201
1 997 065	OZA527-E34	1981
1 997 066	OZA527-E33	1980
1 997 068	OZA527-E35	1982
1 997 069	OZA527-E29	0488
1 997 070	OZA527-E11	1787
1 997 072	OZA401-E6	1882
1 997 073	OZA527-E24	0287
1 997 074	OZA428-E1	1807
1 997 075	OZA334-A3	0245
1 997 076	OZA446-E3	1866
1 997 077	OZA446-E6	1861
1 997 079	OZA446-E48	0280
1 997 081	OZA676-EE1	7979
1 997 085	OZA447-E32	0471
1 997 087	OZA447-E36	1950
1 997 089	OZA447-E26	0405
1 997 090	OZA510-V4	0424
1 997 093	OZA659-EE28	1610
1 997 096	OZA334-A2	0234
1 997 097	OZA448-E50	0415
1 997 114	OZA334-SZ3	0407

Manufacturer's No.	NTK Part No.	Stock No.
FACET		
1 997 116	OZA531-GM2	1863
1 997 119	OZA401-E58	0166
1 997 136	OZA334-SZ4	0418
1 997 144	OZA447-E31	0460
1 997 145	OZA572-E10	0275
1 997 148	OZA447-E14	0129
1 997 149	OZA448-E31	0151
1 997 157	OZA659-EE5	0379
1 997 159	OZA531-GM2	1863
1 997 162	OZA659-EE1	0375
1 997 163	OZA447-E32	0471
1 997 164	OZA659-EE20	0394
1 997 165	OZA510-V1	0491
1 997 167	OZA659-EE25	0399
1 997 168	OZA659-EE16	0390
1 997 169	OZA447-E18	0281
1 997 171	OZA447-E17	0270
1 997 178	OZA510-AU1	1782
1 997 179	OZA659-EE19	0393
1 997 180	OZA510-V3	0413
1 997 181	OZA659-EE32	1614
1 997 184	OZA572-E4	0295
1 997 188	OZA572-E5	0242
1 997 197	OZA74-F1	0401
1 997 199	OZA74-F2	0433
1 997 203	OZA74-F1	0401
1 997 205	OZA112-A3	0157
1 997 211	OZA112-A4	0236
1 997 212	OZA659-EE31	1613
1 997 213	OZA341-A1	1798
1 997 214	OZA334-A1	0223
1 997 215	OZA675-EE1	7978
1 997 217	OZA659-EE8	0382
1 997 223	OZA659-EE21	0395
1 997 241	OZA25-F12	0198
1 997 247	OZA25-KH1	1940
1 997 263	OZA73-F1	0177
1 997 264	OZA236-R1	0147
1 997 265	OZA446-E6	1861
1 997 268	OZA83-R1	0156
1 997 269	OZA448-E43	0282
1 997 280	OZA277-R2	0468
1 997 282	OZA277-R2	0468
1 997 283	OZA659-EE6	0380
1 997 290	OZA107-KH2	6407
1 997 296	OZA89-D1	1890
1 997 300	OZA446-E43	0194
1 997 301	OZA448-E31	0151
1 997 304	OZA447-E25	0494
1 997 305	OZA659-EE18	0392
1 997 306	OZA516-AU1	0452
1 997 307	OZA112-A2	0225
1 997 311	OZA74-F3	0446
1 997 313	OZA673-EE1	7974
1 997 318	OZA488-D2	1757

Manufacturer's No.	NTK Part No.	Stock No.
FACET		
1 997 320	OZA519-D1	0244
1 997 322	OZA381-D1	1820
1 997 327	OZA446-E45	0155
1 997 328	OZA446-E45	0155
1 997 336	OZA448-E49	0404
1 997 337	OZA532-A5	1792
1 997 338	OZA334-A1	0223
1 997 338	OZA659-EE49	5753
1 997 342	OZA334-SZ1	0485
1 997 343	OZA334-SZ3	0407
1 997 345	OZA446-E40	0193
1 997 346	OZA446-E40	0193
1 997 348	OZA445-E4	1850
1 997 352	OZA447-E31	0460
1 997 355	OZA510-V3	0413
1 997 356	OZA516-AU1	0452
1 997 357	OZA510-V2	0402
1 997 361	OZA447-E40	1738
1 997 362	OZA334-AU1	0474
1 997 364	OZA85-M1	0165
1 997 366	OZA401-E63	0207
1 997 367	OZA401-E68	0428
1 997 377	OZA384-E32	0133
1 997 378	OZA384-E32	0133
1 997 383	OZA401-E51	0142
1 997 389	OZA448-E53	0448
1 997 394	OZA660-EE18	5714
1 997 396	OZA446-E45	0155
1 997 403	OZA448-E57	0492
1 997 404	OZA659-EE12	0386
1 997 405	OZA659-EE30	1612
1 997 411	OZA448-E45	0206
1 997 413	OZA448-E54	0459
1 997 414	OZA659-EE22	0396
1 997 420	OZA659-EE48	5752
1 997 422	OZA447-E44	1976
1 997 423	OZA447-E22	0227
1 997 425	OZA659-EE15	0389
1 997 428	OZA447-E35	0493
1 997 441	OZA112-A1	0146
1 997 495	OZA245-H1	0169
1 997 572	OZA333-H27	0212
1 997 576	OZA444-E1	0439
1 997 584	OZA334-SZ2	0496
1 997 588	OZA341-PG5	1813
1 997 588	OZA659-EE10	0384
1 997 589	OZA446-E44	0162
1 997 591	OZA341-PG6	1814
1 997 597	OZA495-PG2	1852
1 997 598	OZA447-E17	0270
1 997 600	OZA510-V5	0435
1 997 601	OZA659-EE4	0378
1 997 611	OZA659-EE9	0383
1 997 612	OZA659-EE44	1638
1 997 621	OZA516-AU1	0452

CROSS REFERENCE GUIDE

Manufacturer's No.	NTK Part No.	Stock No.
FACET		
1 997 625	OZA74-F2	0433
1 997 627	OZA74-F1	0401
1 997 660	OZA502-E31	0250
1 997 670	OZA112-A6	1759
1 997 671	OZA112-A7	1760
1 997 673	OZA659-EE36	1620
1 997 682	OZA659-EE43	1630
1 997 685	OZA488-D2	1757
1 997 692	OZA583-GM2	1754
1 997 697	OZA575-GM1	1895
1 997 702	OZA448-E21	0260
1 997 714	OZA448-E50	0415
1 997 725	OZA333-H4	0137
1 997 726	OZA502-E28	0425
1 997 727	OZA333-H26	0299
1 997 732	OZA333-H27	0212
1 997 740	OZA333-H19	0277
1 997 742	OZA668-EE12	7951
1 997 747	OZA245-H1	0169
1 997 749	OZA659-EE2	0376
1 997 779	OZA659-EE24	0398
1 997 781	OZA659-EE26	0400
1 997 785	OZA446-E55	0450
1 997 788	OZA447-E31	0460
1 997 890	OZA446-E58	0483
1 997 898	OZA573-E1	0286
1 997 907	OZA532-A7	1796
1 997 917	OZA516-AU1	0452
1 997 921	OZA659-EE25	0399
1 997 927	OZA572-E14	0408
1 997 928	OZA659-EE37	1624
1 997 936	OZA510-V10	1883
1 997 943	OZA532-A4	1786
1 997 945	OZA534-A2	1764
1 997 946	OZA532-A5	1792
1 998 077	OZA341-W1	6408
10.7021	OZA527-E19	0296
10.7022	OZA527-E7	0213
10.7024	OZA448-E56	0481
10.7025	OZA446-E50	0204
10.7026	OZA446-E2	1855
10.7027	OZA446-E2	1855
10.7028	OZA446-E5	1838
10.7030	OZA446-E49	0291
10.7031	OZA446-E12	1805
10.7032	OZA572-E3	0264
10.7033	OZA572-E1	0283
10.7035	OZA527-E36	1993
10.7036	OZA527-E12	0220
10.7037	OZA527-E5	0253
10.7040	OZA527-E4	0218
10.7041	OZA527-E5	0253
10.7042	OZA446-E42	0150
10.7043	OZA445-E2	1810
10.7044	OZA445-E4	1850

Manufacturer's No.	NTK Part No.	Stock No.
FACET		
10.7045	OZA446-E15	1848
10.7046	OZA65-A2	1889
10.7047	OZA401-E2	1802
10.7048	OZA446-E18	1887
10.7049	OZA572-E9	0423
10.7051	OZA446-E16	1859
10.7052	OZA572-E9	0423
10.7054	OZA334-A3	0245
10.7055	OZA186-F7	0457
10.7056	OZA572-E13	0254
10.7057	OZA527-E9	0498
10.7059	OZA324-L1	1779
10.7062	OZA446-E57	0472
10.7063	OZA527-E16	0434
10.7064	OZA527-E3	0201
10.7065	OZA527-E34	1981
10.7066	OZA527-E33	1980
10.7068	OZA527-E35	1982
10.7069	OZA527-E29	0488
10.7070	OZA527-E11	1787
10.7072	OZA401-E6	1882
10.7073	OZA527-E24	0287
10.7074	OZA428-E1	1807
10.7075	OZA334-A3	0245
10.7076	OZA446-E3	1866
10.7078	OZA446-E6	1861
10.7079	OZA446-E48	0280
10.7085	OZA447-E32	0471
10.7087	OZA447-E36	1950
10.7088	OZA447-E31	0460
10.7089	OZA447-E26	0405
10.7090	OZA510-V4	0424
10 7093	OZA659-EE28	1610
10.7096	OZA334-A2	0234
10.7097	OZA448-E50	0415
10.7114	OZA334-SZ3	0407
10.7116	OZA531-GM2	1863
10.7119	OZA401-E58	0166
10.7136	OZA334-SZ4	0418
10.7144	OZA447-E31	0460
10.7145	OZA572-E10	0275
10.7148	OZA447-E14	0129
10.7149	OZA448-E31	0151
10.7157	OZA659-EE5	0379
10.7159	OZA531-GM2	1863
10.7162	OZA659-EE1	0375
10.7163	OZA447-E32	0471
10.7164	OZA659-EE20	0394
10.7165	OZA510-V1	0491
10.7167	OZA659-EE25	0399
10.7168	OZA659-EE16	0390
10.7169	OZA447-E18	0281
10.7171	OZA447-E17	0270
10.7178	OZA510-AU1	1782
10.7179	OZA659-EE19	0393

Manufacturer's No.	NTK Part No.	Stock No.
FACET		
10.7180	OZA510-V3	0413
10.7181	OZA659-EE32	1614
10.7184	OZA572-E4	0295
10.7188	OZA572-E5	0242
10.7197	OZA74-F1	0401
10.7199	OZA74-F2	0433
10.7203	OZA74-F1	0401
10.7205	OZA112-A3	0157
10.7211	OZA112-A4	0236
10.7212	OZA659-EE31	1613
10.7213	OZA341-A1	1798
10.7214	OZA334-A1	0223
10.7215	OZA675-EE1	7978
10.7217	OZA659-EE8	0382
10.7223	OZA659-EE21	0395
10.7241	OZA25-F12	0198
10.7247	OZA25-KH1	1940
10.7263	OZA73-F1	0177
10.7264	OZA236-R1	0147
10.7265	OZA446-E6	1861
10.7268	OZA83-R1	0156
10.7269	OZA448-E43	0282
10.7279	OZA55-R3	0134
10.7280	OZA277-R2	0468
10.7282	OZA277-R2	0468
10.7283	OZA659-EE6	0380
10.7284	OZA311-R2	0126
10.7290	OZA107-KH2	6407
10.7296	OZA89-D1	1890
10.7300	OZA446-E43	0194
10.7301	OZA448-E31	0151
10.7304	OZA447-E25	0494
10 7305	OZA659-EE18	0392
10.7306	OZA516-AU1	0452
10.7307	OZA112-A2	0225
10.7311	OZA74-F3	0446
10.7313	OZA673-EE1	7974
10.7318	OZA488-D2	1757
10.7320	OZA519-D1	0244
10.7322	OZA381-D1	1820
10.7327	OZA446-E45	0155
10.7328	OZA446-E45	0155
10.7336	OZA448-E49	0404
10.7337	OZA532-A5	1792
10.7338	OZA659-EE49	5753
10.7341	OZA334-SZ2	0496
10.7342	OZA334-SZ1	0485
10.7343	OZA334-SZ3	0407
10.7345	OZA446-E40	0193
10.7346	OZA446-E40	0193
10.7348	OZA445-E4	1850
10.7352	OZA447-E31	0460
10.7355	OZA510-V3	0413
10.7356	OZA516-AU1	0452
10.7357	OZA510-V2	0402

CROSS REFERENCE GUIDE

Manufacturer's No.	NTK Part No.	Stock No.
FACET		
10.7361	OZA447-E40	1738
10.7362	OZA334-AU1	0474
10.7364	OZA85-M1	0165
10.7366	OZA401-E63	0207
10.7367	OZA401-E68	0428
10.7377	OZA384-E32	0133
10.7378	OZA384-E32	0133
10.7383	OZA401-E51	0142
10.7389	OZA448-E53	0448
10.7394	OZA660-EE18	5714
10.7396	OZA446-E45	0155
10.7403	OZA448-E57	0492
10.7404	OZA659-EE12	0386
10.7411	OZA448-E45	0206
10.7413	OZA448-E54	0459
10.7414	OZA659-EE22	0396
10.7420	OZA659-EE48	5752
10.7422	OZA447-E44	1976
10.7423	OZA447-E22	0227
10.7425	OZA659-EE15	0389
10.7428	OZA447-E35	0493
10.7441	OZA112-A1	0146
10.7495	OZA245-H1	0169
10.7572	OZA333-H27	0212
10.7575	OZA333-H4	0137
10.7576	OZA444-E1	0439
10.7584	OZA334-SZ2	0496
10.7588	OZA659-EE10	0384
10.7589	OZA446-E44	0162
10.7591	OZA341-PG6	1814
10.7597	OZA495-PG2	1852
10.7598	OZA447-E17	0270
10.7600	OZA510-V5	0435
10.7601	OZA659-EE4	0378
10.7611	OZA659-EE9	0383
10.7612	OZA659-EE44	1638
10.7621	OZA516-AU1	0452
10.7625	OZA74-F2	0433
10.7627	OZA74-F1	0401
10.7660	OZA502-E31	0250
10.7670	OZA112-A6	1759
10.7671	OZA112-A7	1760
10.7673	OZA659-EE36	1620
10.7682	OZA659-EE43	1630
10.7685	OZA488-D2	1757
10.7692	OZA583-GM2	1754
10.7697	OZA575-GM1	1895
10.7702	OZA448-E21	0260
10.7714	OZA448-E50	0415
10.7725	OZA333-H4	0137
10.7726	OZA502-E28	0425
10.7727	OZA333-H26	0299
10.7732	OZA333-H27	0212
10.7740	OZA333-H19	0277
10.7742	OZA668-EE12	7951

Manufacturer's No.	NTK Part No.	Stock No.
FACET		
10.7747	OZA245-H1	0169
10.7749	OZA659-EE2	0376
10.7760	OZA186-F5	0188
10.7779	OZA659-EE24	0398
10.7781	OZA659-EE26	0400
10.7785	OZA446-E55	0450
10.7848	OZA447-E41	1739
10.7890	OZA446-E58	0483
10.7898	OZA573-E1	0286
10.7907	OZA532-A7	1796
10.7917	OZA516-AU1	0452
10.7921	OZA659-EE25	0399
10.7927	OZA572-E14	0408
10.7928	OZA659-EE37	1624
10.7936	OZA510-V10	1883
10.7943	OZA532-A4	1786
10.7945	OZA534-A2	1764
10.7946	OZA532-A5	1792
10.8077	OZA341-W1	6408
FERRARI		
12 15 15	OZA446-E1	1833
14 25 14	OZA527-E4	0218
FIAT		
00 551 911 27	LZA15-A1	0029
00 552 016 10	OZA532-A12	0056
00 552 023 69	LZA15-A3	0031
46 407 316	OZA112-A2	0225
46 408 449	OZA446-E18	1887
46 417 969	OZA527-E7	0213
46 418 568	OZA527-E19	0296
46 418 813	OZA112-A3	0157
46 419 222	OZA114-A1	1856
46 420 612	OZA527-E5	0253
46 422 649	OZA527-E11	1787
46 423 798	OZA527-E5	0253
46 424 723	OZA527-E7	0213
46 434 552	OZA527-E24	0287
46 447 841	OZA112-A4	0236
46 449 401	OZA527-E19	0296
46 462 006	OZA527-E24	0287
46 481 457	OZA112-A6	1759
46 481 458	OZA112-A7	1760
46 521 170	OZA334-A1	0223
46 523 129	OZA334-A2	0234
46 529 385	OZA334-A3	0245
46 545 432	OZA341-A1	1798
46 552 313	OZA532-A1	0478
46 750 241	OZA659-EE30	1612
46 750 243	OZA659-EE31	1613
46 750 245	OZA675-EE1	7978
46 750 246	OZA659-EE30	1612
46 750 249	OZA532-A2	0489
46 751 082	OZA675-EE1	7978
46 760 863	OZA659-EE57	7864
46 760 867	OZA532-A3	0409

Manufacturer's No.	NTK Part No.	Stock No.
FIAT		
46 762 182	OZA659-EE49	5753
46 762 653	OZA659-EE56	7863
46 762 6530	OZA659-EE56	7863
46 764 207	OZA659-EE58	7903
46 774 531	OZA534-A1	1762
46 774 534	OZA534-A3	1800
46 776 286	OZA659-EE59	7904
46 786 046	OZA534-A2	1764
46 786 047	OZA532-A5	1792
46 807 454	OZA532-A7	1796
46 805 749	OZA659-EE60	7905
46 805 750	OZA659-EE59	7904
46 811 313	OZA532-A4	1786
46 823 880	OZA532-A9	1793
51 801 278	LZA15-A5	1727
51 801 2780	LZA15-A5	1727
51 774 422	OZA641-A1	1726
51 774 4220	OZA641-A1	1726
51 801 2780	LZA15-A5	1727
55 184 545	OZA532-A10	1794
55 191 1270	LZA15-A1	0029
55 201 1610	OZA532-A12	0056
55 202 3690	LZA15-A3	0031
55 353 811	OZA334-SZ5	1705
55 556 8180	OZA531-GM24	0055
60 507 690	OZA446-E4	1877
60 537 650	OZA446-E49	0291
60 562 536	OZA527-E4	0218
60 567 759	OZA446-E5	1838
60 578 768	OZA527-E5	0253
60 805 428	OZA446-E4	1877
60 808 457	OZA446-E5	1838
60 809 012	OZA446-E1	1833
60 810 814	OZA527-E7	0213
60 815 649	OZA659-EE30	1612
76 193 03	OZA446-E4	1877
76 542 21	OZA446-E5	1838
76 682 86	OZA527-E5	0253
76 740 48	OZA445-E6	0258
77 067 54	OZA65-A2	1889
77 513 08	OZA112-A1	0146
77 859 73	OZA446-E18	1887
96 229 976 80	OZA659-EE8	0382
96 284 482 80	OZA448-E56	0481
96 359 789 80	OZA659-EE8	0382
96 361 488 80	OZA659-EE21	0395
FORD		
1001 702	OZA216-D2	0190
1010 006	OZA659-EE44	1638
1010 620	OZA448-E44	0293
1013 764	OZA89-D1	1890
1025 958	OZA216-D3	0125
1035 595	OZA381-D1	1820
1053 108	OZA519-D1	0244
1067 580	OZA659-EE9	0383

CROSS REFERENCE GUIDE

Manufacturer's No.	NTK Part No.	Stock No.
FORD		
1088 851	OZA659-EE9	0383
1108 640	OZA659-EE43	1630
1108 795	OZA659-EE44	1638
1113 382	OZA488-SZ1	1766
1123 897	OZA504-D2	1708
1133 441	OZA341-SZ2	0038
1143 514	OZA519-SZ2	0052
1148 070	OZA341-SZ3	0039
1208 560	OZA555-D3	0058
1300 544	OZA659-EE43	1630
1640 552	OZA446-E46	0139
196A 9G444 BA	OZA341-SZ2	0038
1R83 9G444 AA	OZA381-D12	0041
1S6A 9G444 BA	OZA341-SZ2	0038
1S7F 9F472 AB	OZA504-D2	1708
1S7F 9G444 BB	OZA555-D2	0057
2S6A 9F472 BB	OZA519-SZ2	0052
2S6A 9G444 BA	OZA341-SZ3	0039
2S7A 6G444 BA	OZA555-D3	0058
3000 923	OZA488-D2	1757
3010 660	OZA488-D1	0403
3017 524	OZA381-D2	0451
3721 930	OZA381-D3	0462
3S7A 9G444 CA	OZA659-EE43	1630
6169 693	OZA527-E21	1817
6199 647	OZA527-E28	0477
6789 246	OZA660-EE15	5708
6847 908	OZA33-D8	1867
6847 910	OZA33-D5	0199
6847 911	OZA89-D1	1890
6847 912	OZA448-E12	1865
6847 914	OZA448-E42	0271
6847 916	OZA448-E41	0260
6909 240	OTD5F-3E1	0023
7011 190	OZA448-E55	0470
7089 574	OZA89-D2	0135
7126 155	OZA448-E48	0239
7126 156	OZA448-E44	0293
7325 143	OZA447-E36	1950
87AB 9F472 AA	OZA572-E21	1817
89BB 9F472 AA	OZA527-E28	0477
89FB 9F472 AC	OZA448-E12	1865
90BB 9F472 AB	OZA216-D3	0125
93AB 9F472 AA	OZA33-D8	1867
93AB 9F472 CA	OZA33-D5	0199
93BB 9F472 AA	OZA89-D1	1890
93FB 9F472 AA	OZA448-E12	1865
93GB 9F472 AA	OZA448-E12	1865
93GB 9F472 BA	OZA448-E42	0271
93GB 9F472 DA	OZA448-E55	0470
93VB 9F472 AA	OZA448-E41	0260
94BB 9F472 BB	OZA89-D2	0135
95FB 9F472 CB	OZA448-E48	0239
95FB 9F472 DB	OZA448-E44	0293
95VW 9F472 CB	OZA447-E36	1950

Manufacturer's No.	NTK Part No.	Stock No.
FORD		
95VW 9F472 FA	OZA447-E31	0460
96BB 9F472 BA	OZA216-D2	0190
96FB 9F472 DA	OZA448-E44	0293
96VB 9F472 DA	OZA659-EE44	1638
96VB 9F472 DB	OZA659-EE44	1638
97BB 9F472 AA	OZA216-D3	0125
97VW 9F472 AA	OZA447-E31	0460
98AB 9F472 BB	OZA519-D1	0244
98AB 9G444 BB	OZA381-D1	1820
98FB 9F472 BB	OZA659-EE9	0383
98FB 9F472 CA	OZA659-EE9	0383
S1087 480 04A	OZA341-SZ2	0038
S1087 748 105A	OZA519-SZ2	0052
S1087 748 106A	OZA341-SZ3	0039
V92HF 9F472 AA	OTD5F-3E1	0023
XC2F 9F472 AA	OZA488-D1	0403
XC2F 9F472 BA	OZA488-D2	1757
XR3F 9G444 AA	OZA381-D2	0451
XR3F 9G444 BA	OZA381-D3	0462
XS6A 9F472 AC	OZA488-SZ1	1766
GM		
24 133 391	OZA401-E6	1882
25 106 073	OZA401-E6	1882
25 323 632	OZA334-SZ3	0407
25 323 633	OZA334-SZ3	0407
25 335 280	OZA334-SZ3	0407
55 562 290	LZA15-GM3	1728
HELLA		
6PA 009 165-001	OZA401-E6	1882
6PA 009 165-011	OZA448-E44	0293
6PA 009 165-021	OZA446-E49	0291
6PA 009 165-041	OZA527-E15	0298
6PA 009 165-051	OZA527-E7	0213
6PA 009 165-061	OZA446-E8	1827
6PA 009 165-071	OZA401-E2	1802
6PA 009 165-081	OZA527-E4	0218
6PA 009 165-091	OZA33-D8	1867
6PA 009 165-101	OZA572-E8	0209
6PA 009 165-111	OZA236-R1	0147
6PA 009 165-131	OZA445-E4	1850
6PA 009 165-141	OZA527-E8	0284
6PA 009 165-151	OZA572-E1	0283
6PA 009 165-161	OZA447-E30	0449
6PA 009 165-171	OZA527-E2	0265
6PA 009 165-181	OZA446-E45	0155
6PA 009 165-191	OZA446-E42	0150
6PA 009 165-201	OZA446-E6	1861
6PA 009 165-211	OZA527-E12	0220
6PA 009 165-221	OZA447-E14	0129
6PA 009 165-231	OZA527-E3	0201
6PA 009 165-241	OZA446-E15	1848
6PA 009 165-251	OZA446-E57	0472
6PA 009 165-261	OZA527-E13	0285
6PA 009 165-271	OZA446-E49	0291
6PA 009 165-301	OZA401-E50	0131

Manufacturer's No.	NTK Part No.	Stock No.
HELLA		
6PA 009 165-311	OZA446-E7	1872
6PA 009 165-321	OZA448-E31	0151
6PA 009 165-331	OZA401-E4	1822
6PA 009 165-341	OZA527-E17	0445
6PA 009 165-351	OZA446-E40	0193
6PA 009 165-361	OZA445-E3	1860
6PA 009 165-371	OZA447-E16	0259
6PA 009 165-381	OZA445-E6	0258
6PA 009 165-391	OZA401-E55	0143
6PA 009 165-401	OZA446-E14	1837
6PA 009 165-411	OZA527-E16	0434
6PA 009 165-421	OZA446-E16	1859
6PA 009 165-431	OZA446-E3	1866
6PA 009 165-441	OZA527-E19	0296
6PA 009 165-451	OZA572-E6	1777
6PA 009 165-461	OZA112-A1	0146
6PA 009 165-471	OZA55-R4	0145
6PA 009 165-481	OZA428-E1	1807
6PA 009 165-491	OZA572-E12	0273
6PA 009 165-511	OZA446-E11	1898
6PA 009 165-521	OZA83-R4	0189
6PA 009 165-531	OZA445-E2	1810
6PA 009 165-541	OZA527-E22	0274
6PA 009 165-551	OZA572-E11	0251
6PA 009 165-561	OZA89-D1	1890
6PA 009 165-571	OZA216-D3	0125
6PA 009 165-581	OZA446-E13	1826
6PA 009 165-591	OZA572-E4	0295
6PA 009 165-601	OZA401-E51	0142
6PA 009 165-621	OZA446-E50	0204
6PA 009 165-631	OZA401-E57	0153
6PA 009 165-641	OZA447-E13	0183
6PA 009 165-651	OZA527-E9	0498
6PA 009 165-671	OZA236-R2	0158
6PA 009 166-001	OZA186-F5	0188
6PA 009 166-011	OZA527-E10	0263
6PA 009 166-031	OZA448-E31	0151
6PA 009 166-061	OZA527-E27	0466
6PA 009 166-071	OZA25-F12	0198
6PA 009 166-081	OZA446-E48	0280
6PA 009 166-091	OZA527-E28	0477
6PA 009 166-101	OZA65-A2	1889
6PA 009 166-111	OZA527-E5	0253
6PA 009 166-121	OZA446-E51	0215
6PA 009 166-141	OZA448-E29	0182
6PA 009 166-151	OZA112-A3	0157
6PA 009 166-161	OZA401-E56	0154
6PA 009 166-171	OZA446-E18	1887
6PA 009 166-191	OZA253-F6	0122
6PA 009 166-201	OZA73-F1	0177
6PA 009 166-211	OZA527-E18	0430
6PA 009 166-221	OZA448-E45	0206
6PA 009 166-231	OZA527-E25	0444
6PA 009 166-241	OZA311-R1	0191
6PA 009 166-251	OZA527-E11	1787

CROSS REFERENCE GUIDE

Manufacturer's No.	NTK Part No.	Stock No.
HELLA		
6PA 009 166-261	OZA83-R1	0156
6PA 009 166-271	OZA446-E43	0194
6PA 009 166-281	OZA401-E58	0166
6PA 009 166-311	OZA448-E48	0239
6PA 009 166-321	OZA83-R2	0167
6PA 009 166-331	OZA83-R3	0178
6PA 009 166-421	OTA7H-3A1	1932
6PA 009 166-441	OTA7H-3A2	1943
6PA 009 166-451	OTA7N-5C1	1963
6PA 009 166-461	OTA7H-5A1	0486
6PA 009 166-471	OTA7L-3C3	0442
6PA 009 166-481	OTA7L-3C4	0431
6PA 009 166-491	OTA7H-3C1	1954
6PA 009 166-511	OZA334-SZ4	0418
6PA 009 166-521	OTA7N-5A1	1920
6PA 009 166-531	OTA7N-5A2	1938
6PA 009 166-541	OTA7N-5D1	1974
6PA 009 166-551	OTA7H-3C2	0420
6PA 009 166-561	OZA334-SZ3	0407
6PA 009 166-571	OZA334-SZ2	0496
6PA 009 166-621	OZA334-SZ3	0407
6PA 009 166-631	OZA527-E35	1982
6PA 009 166-651	OZA527-E34	1981
6PA 009 166-661	OZA674-EE1	7975
HLS 001	OZA401-E6	1882
HLS 002	OZA448-E44	0293
HLS 003	OZA446-E49	0291
HLS 005	OZA527-E15	0298
HLS 006	OZA527-E7	0213
HLS 007	OZA446-E8	1827
HLS 008	OZA401-E2	1802
HLS 009	OZA527-E4	0218
HLS 010	OZA33-D8	1867
HLS 011	OZA572-E8	0209
HLS 012	OZA236-R1	0147
HLS 013	OZA445-E4	1850
HLS 014	OZA527-E8	0284
HLS 015	OZA572-E1	0283
HLS 016	OZA447-E30	0449
HLS 017	OZA527-E2	0265
HLS 018	OZA446-E45	0155
HLS 019	OZA446-E42	0150
HLS 020	OZA446-E6	1861
HLS 021	OZA527-E12	0220
HLS 022	OZA447-E14	0129
HLS 023	OZA527-E3	0201
HLS 024	OZA446-E15	1848
HLS 025	OZA446-E57	0472
HLS 026	OZA527-E13	0285
HLS 027	OZA446-E49	0291
HLS 030	OZA401-E50	0131
HLS 031	OZA446-E7	1872
HLS 032	OZA448-E31	0151
HLS 033	OZA401-E4	1822
HLS 034	OZA527-E17	0445

Manufacturer's No.	NTK Part No.	Stock No.
HELLA		
HLS 035	OZA446-E40	0193
HLS 036	OZA445-E3	1860
HLS 037	OZA447-E16	0259
HLS 038	OZA445-E6	0258
HLS 039	OZA401-E55	0143
HLS 040	OZA446-E14	1837
HLS 041	OZA527-E16	0434
HLS 042	OZA446-E16	1859
HLS 043	OZA446-E3	1866
HLS 044	OZA527-E19	0296
HLS 045	OZA572-E6	1777
HLS 046	OZA112-A1	0146
HLS 047	OZA55-R4	0145
HLS 048	OZA428-E1	1807
HLS 049	OZA572-E12	0273
HLS 051	OZA446-E11	1898
HLS 052	OZA83-R4	0189
HLS 053	OZA445-E2	1810
HLS 054	OZA527-E22	0274
HLS 055	OZA572-E11	0251
HLS 056	OZA89-D1	1890
HLS 057	OZA216-D3	0125
HLS 058	OZA446-E13	1826
HLS 059	OZA572-E4	0295
HLS 060	OZA401-E51	0142
HLS 062	OZA446-E50	0204
HLS 063	OZA401-E57	0153
HLS 064	OZA447-E13	0183
HLS 065	OZA527-E9	0498
HLS 067	OZA236-R2	0158
HLS 068	OZA186-F5	0188
HLS 069	OZA527-E10	0263
HLS 071	OZA448-E31	0151
HLS 074	OZA527-E27	0466
HLS 075	OZA25-F12	0198
HLS 076	OZA446-E48	0280
HLS 077	OZA527-E28	0477
HLS 078	OZA65-A2	1889
HLS 079	OZA527-E5	0253
HLS 080	OZA446-E51	0215
HLS 082	OZA448-E29	0182
HLS 083	OZA112-A3	0157
HLS 084	OZA401-E56	0154
HLS 085	OZA446-E18	1887
HLS 087	OZA253-F6	0122
HLS 088	OZA73-F1	0177
HLS 089	OZA527-E18	0430
HLS 090	OZA448-E45	0206
HLS 091	OZA527-E25	0444
HLS 092	OZA311-R1	0191
HLS 093	OZA527-E11	1787
HLS 094	OZA83-R1	0156
HLS 095	OZA446-E43	0194
HLS 096	OZA401-E58	0166
HLS 099	OZA448-E48	0239

Manufacturer's No.	NTK Part No.	Stock No.
HELLA		
HLS 100	OZA83-R2	0167
HLS 101	OZA83-R3	0178
HLS 107	OTA7H-3A1	1932
HLS 109	OTA7H-3A2	1943
HLS 111	OTA7H-5A1	0486
HLS 112	OTA7L-3C3	0442
HLS 113	OTA7L-3C4	0431
HLS 114	OTA7H-3C1	1954
HLS 116	OZA334-SZ4	0418
HLS 117	OTA7N-5A1	1920
HLS 118	OTA7N-5A2	1938
HLS 120	OTA7H-3C2	0420
HLS 121	OZA334-SZ3	0407
HLS 122	OZA334-SZ2	0496
HJS		
9201 7721	OZA445-E7	0269
9201 7759	OZA448-E43	0282
9201 7766	OTA7N-5D1	1974
9201 7768	OZA447-E26	0405
9201 7769	OZA448-E43	0282
9201 7774	OZA527-E7	0213
9201 7775	OZA527-E19	0296
9201 7782	OZA446-E40	0193
9201 7788	OZA448-E45	0206
9201 7789	OZA527-E4	0218
9201 7790	OZA572-E12	0273
9201 7793	OZA572-E10	0275
9201 7794	OZA446-E45	0155
9201 7795	OZA447-E35	0493
9201 7797	OZA447-E18	0281
9201 7799	OZA448-E51	0426
9201 7800	OZA446-E15	1848
9201 7801	OZA445-E3	1860
9201 7802	OZA448-E31	0151
9201 7803	OZA445-E4	1850
9201 7804	OZA446-E42	0150
9201 7805	OZA446-E11	1898
9201 7806	OZA446-E16	1859
9201 7807	OZA401-E2	1802
9201 7810	OZA572-E9	0423
9201 7812	OZA446-E12	1805
9201 7813	OZA446-E6	1861
9201 7814	OZA446-E3	1866
9201 7816	OZA401-E6	1882
9201 7818	OZA401-E4	1822
9201 7820	OZA572-E13	0254
9201 7821	OZA572-E1	0283
9201 7822	OZA446-E53	0237
9201 7823	OZA445-E2	1810
9201 7826	OZA401-E2	1802
9201 7827	OZA446-E8	1827
9201 7829	OZA446-E8	1827
9201 7830	OZA572-E9	0423
9201 7831	OZA401-E2	1802
9201 7832	OZA446-E11	1898

CROSS REFERENCE GUIDE

Manufacturer's No.	NTK Part No.	Stock No.
HJS		
9201 7833	OZA446-E48	0280
9201 7834	OZA527-E2	0265
9201 7835	OZA527-E22	0274
9201 7836	OZA527-E22	0274
9201 7838	OZA401-E55	0143
9201 7840	OZA25-F3	0176
9201 7841	OZA25-F12	0198
9201 7844	OZA446-E42	0150
9201 7846	OZA401-E63	0207
9201 7856	OZA401-E54	0186
9201 7859	OZA447-E30	0449
9201 7861	OZA401-E2	1802
9201 7868	OZA401-E49	0120
9201 7872	OZA446-E4	1877
9201 7874	OZA384-E39	0473
9201 7876	OZA527-E27	0466
9201 7880	OZA572-E3	0264
9201 7881	OZA572-E3	0264
9201 7882	OZA572-E2	0252
9201 7884	OTA7H-3A1	1932
9201 7885	OZA572-E8	0209
9201 7886	OZA572-E5	0242
9201 7890	OZA527-E17	0445
9201 7890	OZA527-E3	0201
9201 7891	OZA401-E57	0153
9201 7894	OZA401-E56	0154
9201 7901	OZA401-E2	1802
9201 7908	OZA401-E6	1882
9201 7909	OZA401-E56	0154
9201 7910	OZA401-E58	0166
9201 7911	OZA446-E14	1837
9201 7912	OZA446-E13	1826
9201 7915	OZA446-E14	1837
9201 7918	OZA448-E12	1865
9201 7920	OZA448-E39	0210
9201 7923	OZA527-E28	0477
9201 7925	OZA448-E55	0470
9201 7932	OZA401-E50	0131
9201 7935	OTD2F-3K1	1907
9201 7936	OZA401-E51	0142
9201 7941	OZA446-E1	1833
9201 7942	OZA446-E4	1877
9201 7943	OZA446-E7	1872
9201 7946	OZA448-E12	1865
9201 7947	OZA448-E12	1865
9201 7948	OZA448-E42	0271
9201 7955	OZA446-E2	1855
9201 7956	OZA446-E49	0291
9201 7957	OZA446-E1	1833
9201 7960	OZA572-E8	0209
9201 7961	OZA527-E25	0444
9201 7962	OZA527-E10	0263
9201 7963	OZA527-E13	0285
9201 7963	OZA527-E6	0463
9201 7964	OZA384-E40	0484

Manufacturer's No.	NTK Part No.	Stock No.
HJS		
9201 7965	OZA446-E3	1866
9201 7966	OZA401-E6	1882
9201 7968	OZA428-E1	1807
9201 7970	OZA527-E12	0220
9201 7971	OZA527-E3	0201
9201 7972	OTA7H-3A2	1943
9201 7974	OZA572-E6	1777
9201 7975	OZA527-E17	0445
9201 7981	OZA447-E17	0270
9201 7982	OTA7N-5C1	1963
9201 7984	OZA448-E44	0293
9201 7985	OTA7H-5A1	0486
9201 7986	OZA447-E28	0427
9201 7987	OZA447-E17	0270
9201 7994	OZA447-E16	0259
9201 7995	OZA448-E31	0151
9201 7998	OZA447-E14	0129
9201 9929	OZA446-E49	0291
9201 9930	OZA446-E2	1855
9201 9931	OZA446-E2	1855
9207 0016	OZA401-E6	1882
HONDA		
36531-KRJ-901	OZA577-H6	0065
36531-KRJ-9010-M1	OZA577-H6	0065
36531-KTF-641	OZA577-H15	0064
36531-KTF-6410-M1	OZA577-H15	0064
36531-MFAA-D011-M1	OZA577-H17	0007
36531-MFAA-D011-M1	OZA577-H17	0007
36531-P06-A11	OZA660-EE18	5714
36531-P06-A12	OZA660-EE18	5714
36531-P07-003	LZA09-E1	0025
36531-P07-L02	OZA444-E1	0439
36531-P0G-A01	OZA444-E1	0439
36531-P1H-E01	OZA444-E1	0439
36531-P1K-E01	OZA660-EE18	5714
36531-P1K-E02	OZA333-H4	0137
36531-P1K-E03	OZA333-H26	0299
36531-P28-A01	OZA444-E1	0439
36531-P28-A02	OZA444-E1	0439
36531-P2E-A01	OZA444-E1	0439
36531-P3Y-G02	OZA218-H2	6455
36531-P45-G012	OZA245-H1	0169
36531-P45-G02	OZA245-H1	0169
36531-P5S-G012	OZA245-H2	0180
36531-P7A-G01	OZA444-E1	0439
36531-P7A-G02	OZA444-E1	0439
36531-P9K-E01	OZA333-H6	0159
36531-P9K-E011	OZA333-H6	0159
36531-P9L-E011	OZA333-H5	0148
36531-P9L-E02	OZA333-H27	0212
36531-PDA-E02	OZA501-H17	0266
36531-PDE-E01	OZA421-H1	0255
36531-PDE-E02	OZA569-H1	0499
36531-PE7-662	OZA401-E52	0164
36531-PK3-A05	OZA660-EE18	5714

Manufacturer's No.	NTK Part No.	Stock No.
HONDA		
36531-PLD-013	OZA668-EE12	7951
36531-PM8-305	OZA401-E57	0153
36531-PM8-A03	OZA401-E57	0153
36531-PNB-G01	OZA563-H6	0062
36531-PNB-G010-M201	OZA563-H6	0062
36531-PRA-G01	OZA563-H5	0061
36531-PRA-G010-M201	OZA563-H5	0061
36531-PT2-J04	OZA660-EE18	5714
36531-PT2-J05	OZA660-EE18	5714
36531-PT6-A02	OZA660-EE18	5714
36532-P1J-E01	OZA333-H25	0288
36532-P1J-E010-M2	OZA333-H25	0288
36532-PDE-E01	OZA333-H19	0277
36532-PDE-E010-M2	OZA333-H19	0277
36532-PDE-E020 M2	OZA501-H23	0469
36532-PLA-G01	OZA501-H20	0045
36532-PLA-G012-M2	OZA501-H20	0045
36532-PLD-013	OZA669-EE11	7971
36532-PLR-A01	OZA508-H4	0046
36532-PLR-A012-M2	OZA508-H4	0046
36532-PNB-G02	OZA562-H9	0060
36532-PNB-G020-M2	OZA562-H9	0060
36532-PNE-004	OZA614-H3	0071
36532-PNE-0041	OZA614-H3	0071
36532-PNF-E01	OZA563-H8	0063
36532-PNF-E010-M2	OZA563-H8	0063
36532-PRC-004	OZA562-H7	0059
36532-PRC-0042	OZA562-H7	0059
36532-RNA-A01	OZA635-H1	0075
36532-RNA-A010-M2	OZA635-H1	0075
36532-RSH-E01	OZA635-H4	0076
36532-RSH-E010-M2	OZA635-H4	0076
HYUNDAI		
39210 22015	OZA446-E56	0461
39210 22610	OZA107-KH2	6407
39210 24520	OZA25-KH3	1969
39210 32520	OZA25-KH1	1940
MD 076 706	OZA401-E66	0406
MD 078 791	OZA401-E67	0417
MD 088 616	OZA401-E68	0428
MD 107 793	OZA401-E68	0428
JAGUAR		
4LS D3J	OTD3J-5B1	0464
70412 A	OTD3J-5B1	0464
DBC 6907	OZA446-E4	1877
LHE 1682 AA	OTD3J-5B1	0464
XC2F 9F472 AA	OZA488-D1	0403
XR3F 9G444 AA	OZA381-D2	0451
XR3F 9G444 BA	OZA381-D3	0462
XR8 22998	OZA381-D12	0041
JEEP		
560 28 200	OZA28-C3	6380
560 28 301	OZA28-C3	6380
560 28 994 AB	OZA623-C1	6397
560 28 995 AB	OZA623-C2	6400

CROSS REFERENCE GUIDE

Manufacturer's No.	NTK Part No.	Stock No.
JEEP		
560 29 049 AA	OZA571-C2	6384
560 41 004	OZA248-C1	6381
560 41 005	OZA248-C1	6381
560 41 056	OZA527-E36	1993
KIA		
BP03 18861 B	OZA401-E55	0143
39210 22610	OZA107-KH2	6407
KTM		
161 488 300 00	OZA591-VB2	0009
610 041 090 000	OZA591-VB2	0009
LADA		
100 961 29	OZA660-EE1	5653
2112 385 00 10 20	OZA660-EE1	5653
LANCIA		
00 552 023 69	LZA15-A3	0031
46 462 006	OZA527-E24	0287
46 521 170	OZA334-A1	0223
46 523 129	OZA334-A2	0234
46 750 241	OZA659-EE30	1612
46 750 243	OZA659-EE31	1613
46 762 182	OZA659-EE49	5753
46 764 207	OZA659-EE58	7903
55 202 3690	LZA15-A3	0031
60 812 717	OZA527-E7	0213
96 229 976 80	OZA659-EE8	0382
96 28 448 280	OZA448-E56	0481
96 284 482	OZA448-E56	0481
96 359 782	OZA659-EE12	0386
LAND ROVER		
AMR 6244	OTD3J-5C1	0475
ERR 1834	OTD3J-5A3	0024
ERR 6729	OTD3G-3A1	0453
MHK000070L	OZA495-RV2	0044
MHK000210	OZA447-E27	0416
MHK000222	OZA447-E29	0438
MHK100722L	OZA341-RV2	0429
MHK100840	OZA659-EE2	0376
MARELLI		
CA.0019 265	OZA341-BB1	0036
CA.0083476	OZA591-BB3	0066
MAZDA		
B3C7 18861 A	OZA73-F1	0177
B6DC 18861 A	OZA186-F5	0188
BP03 18861 B	OZA401-E55	0143
F201 18861 A	OZA25-F3	0176
FEH1 18861	OZA25-F1	0187
JE08 18861 B	OZA21-F3	0256
JE49 18861 A	OZA74-F2	0433
JE50 18861	OZA74-F3	0446
JE50 18861 A	OZA253-F6	0122
K802 18861 C	OZA74-F1	0401
KJ01 18861	OZA186-F7	0457

Manufacturer's No.	NTK Part No.	Stock No.
MERCEDES		
000 540 2617	OZA384-E40	0484
000 540 3817	OZA527-E25	0444
000 540 3917	OZA527-E10	0263
000 540 4017	OZA527-E6	0463
000 540 5717	OZA673-EE1	7974
000 540 5917	OZA572-E14	0408
000 540 6117	OZA448-E54	0459
000 540 6217	OZA447-E44	1976
000 540 6417	OZA527-E13	0285
000 540 6517	OZA448-E45	0206
000 540 7617	OZA674-EE1	7975
000 540 8117	OZA660-EE8	5682
000 540 8517	OZA447-E21	0216
000 540 9017	OZA447-E22	0227
000 540 9217	OZA448-E45	0206
001 540 0417	OZA448-E29	0182
001 540 0517	OZA659-EE24	0398
001 540 0617	OZA659-EE29	1611
001 540 0817	OZA447-E34	0482
001 540 1017	OZA660-EE9	5694
001 540 3717	OZA659-EE15	0389
001 540 3817	OZA659-EE27	1609
001 540 4717	OZA659-EE34	1618
001 540 5017	OZA659-EE26	0400
001 540 5117	OZA659-EE35	1619
001 540 6017	OZA659-EE22	0396
001 540 7317	OZA659-EE48	5752
001 540 7617	OZA659-EE55	7860
001 540 8517	OZA659-EE37	1624
007 542 3217	OZA446-E63	1730
009 542 3917	OZA446-E14	1837
003 542 8118	OZA571-C10	1836
004 542 5318	OZA571-GB1	1709
006 542 9617	OZA446-E13	1826
008 542 9117	OZA446-E14	1837
009 542 4117	OZA446-E13	1826
009 542 8717	OZA446-E7	1872
009 542 9017	OZA446-E14	1837
A 003 542 8118	OZA571-C10	1836
A 004 542 5318	OZA571-GB1	1709
MINI		
0872674	OZA495-RV1	0043
0872674.01	OZA495-RV1	0043
7548961.03	OZA628-U1	0016
MITSUBISHI		
MD 076 706	OZA401-E66	0406
MD 078 791	OZA401-E67	0417
MD 109 613	OZA401-E53	0175
MD 119 210	OZA401-E63	0207
MD 128 262	OZA401-E54	0186
MD 148 738	OZA428-E3	0121
MD 150 609	OZA428-E2	0197
MD 160 578	OZA428-E4	0132
MD 182 691	OZA85-M1	0165
MD 183 145	OZA502-E34	0436

Manufacturer's No.	NTK Part No.	Stock No.
MITSUBISHI		
MD 183 399	OZA502-E35	0447
MD 197 852	OZA448-E52	0437
MD 198 529	OZA502-E36	0458
MD 300 080	OZA502-E36	0458
MD 340 904	OZA448-E53	0448
MD 351 752	OZA448-E53	0448
MOTO GUZZI		
32 727 010	OZA341-BB1	0036
CA.0019 265	OZA341-BB1	0036
CA.0083 477A	OZA591-BB2	1710
NISSAN		
22690 00QAA	OZA659-EE6	0380
22690 06F00	OZA401-E50	0131
22690 07G00	OZA401-E51	0142
22690 17B00	OZA401-E50	0131
22690 19B10	OZA401-E50	0131
22690-1F700	OZA447-E42	1971
22690 1F701	OZA448-E58	1909
22690 2A000	OZA544-N8	1804
22690 3J400	OZA446-E45	0155
22690 3J410	OZA446-E45	0155
22690 61A00	OTD2F-1P2	0022
22690 64J01	OTD2F-3K1	1907
22690 73C00	OZA446-E45	0155
22690 76J00	OZA446-E45	0155
22690 8J001	OZA544-N7	6497
22690 81N00	OZA401-E51	0142
22690 99B00	OZA446-E45	0155
22690 9F600	OZA660-EE6	5680
22690-9F601	OZA446-E64	1737
00690-AX000	OZA544-N14	6513
22690 ED000	OZA603-N2	0012
22690 IC770	OZA384-E39	0473
22691 2A000	OZA544-N8	1804
OPEL - See VAUXHALL		
PEUGEOT		
1618 72	OZA495-PG3	1853
1618 K9	OZA659-EE63	7948
1618 Q5	OZA659-EE62	7916
1618 RO	OZA608-U2	0070
1618 V3	OZA628-U1	0016
1628 3W	OZA527-E12	0220
1628 6R	OZA527-E15	0298
1628 6S	OZA527-E16	0434
1628 6W	OZA527-E17	0445
1628 7R	OZA676-EE1	7979
1628 7S	OZA527-E29	0488
1628 7Z	OZA527-E33	1980
1628 83	OZA446-E11	1898
1628 8C	OZA527-E35	1982
1628 9A	OZA527-E34	1981
1628 9S	OZA660-EE24	5739
1628 9T	OZA448-E56	0481
1628 9V	OZA660-EE23	5737
1628 9W	OZA448-E57	0492

CROSS REFERENCE GUIDE

Manufacturer's No.	NTK Part No.	Stock No.
PEUGEOT		
1628 A4	OZA446-E46	0280
1628 CW	OZA659-EE12	0386
1628 CX	OZA659-EE21	0395
1628 EC	OZA659-EE8	0382
1628 HN	OZA659-EE4	0378
1628 HQ	OZA659-EE8	0382
1628 HR	OZA659-EE12	0386
1628 HT	OZA660-EE23	5737
1628 HV	OZA659-EE21	0395
1628 KN	OZA495-PG2	1852
1628 KP	OZA341-PG7	1815
1628 KY	OZA659-EE10	0384
1628 L4	OZA527-E22	0274
1628 LP	OZA334-PG1	1790
1628 NY	OZA341-PG5	1813
1628 PL	OZA659-EE52	1996
1628 PW	LZA06-U1	1840
1628 PX	OZA538-PG1	1818
1628 QY	OZA341-PG6	1814
1628 SW	OZA507-R2	0480
1628 T2	OZA527-E3	0201
1628 TG	OZA538-PG2	1819
1628 TH	OZA341-PG8	1816
1628 VN	OZA659-EE61	7915
1628 V4	OZA527-E12	0220
75 489 61 80	OZA628-U1	0016
91 518 193	OZA446-E11	1898
91 535 718	OZA446-E11	1898
96 027 244	OZA527-E2	0265
96 121 278 17	OZA527-E12	0220
96 127 346	OZA527-E12	0220
96 138 608	OZA527-E3	0201
96 229 969	OZA527-E15	0298
96 229 997	OZA659-EE12	0386
96 230 002	OZA527-E29	0488
96 284 479	OZA448-E57	0492
96 284 479 80	OZA448-E57	0492
96 284 482	OZA448-E56	0481
96 368 766	OZA659-EE52	1996
96 368 766 80	OZA659-EE52	1996
96 369 209 80	LZA06-U1	1840
96 369 684 80	OZA341-PG6	1814
96 369 685 80	OZA341-PG7	1815
96 369 687 80	OZA495-PG2	1852
96 369 688 80	OZA495-PG3	1853
96 393 054 80	OZA538-PG1	1818
96 398 536 80	OZA507-R2	0480
96 424 706	OZA659-EE61	7915
96 424 706 80	OZA659-EE61	7915
96 424 707 80	OZA538-PG2	1819
96 424 708 80	OZA341-PG8	1816
96 576 329 80	OZA608-U2	0070
AFS 91	OZA676-EE1	7979

Manufacturer's No.	NTK Part No.	Stock No.
PROTON		
MD 182 691	OZA85-M1	0165
MD 183 145	OZA502-E34	0436
RENAULT		
22690 2A000	OZA544-N8	1804
6001 009 534	OZA446-E11	0189
7700 100 713	OZA83-R4	0189
7700 101 345	OZA660-EE16	5709
7700 105 557	OZA660-EE20	5717
7700 107 434	OZA448-E50	0415
7700 107 438	OZA660-EE12	5698
7700 108 027	OZA277-R2	0468
7700 109 844	OZA277-R2	0468
7700 260 909	OZA446-E11	1898
7700 266 922	OZA446-E11	1898
7700 273 273	OZA236-R2	0158
7700 273 715	OZA311-R2	0126
7700 274 190	OZA507-R1	6515
7700 854 148	OZA446-E8	1827
7700 854 506	OZA55-R1	1878
7700 856 629	OZA83-R2	0167
7700 856 829	OZA55-R3	0134
7700 860 246	OZA428-E1	1807
7700 862 426	OZA55-R2	0123
7700 864 987	OZA55-R3	0134
7700 867 295	OZA55-R4	0145
7700 867 408	OZA83-R1	0156
7700 870 318	OZA236-R1	0147
7700 871 544	OZA448-E43	0282
7700 872 820	OZA311-R1	0191
7700 872 878	OZA446-E57	0472
7700 874 327	OZA83-R2	0167
7700 874 600	OZA83-R3	0178
8200 033 864	OZA659-EE54	7859
8200 034 961	OZA659-EE54	7859
8200 034 964	OZA659-EE54	7859
8200 035 997	OZA659-EE53	7858
8200 036 542	OZA659-EE13	0387
8200 036 544	OZA659-EE53	7858
8200 036 545	OZA659-EE13	0387
8200 052 062	OZA507-R2	0480
8200 145 714	OZA544-R1	1857
8200 461 432	OZA603-R2	0013
8200 485 076	OZA636-R1	0020
8200 551 743	OZA659-EE6	0380
8200 556 133	OZA636-R3	6519
8200 761 588	OZA603-R3	6518
9635 978 580	OZA659-EE4	0378
ROLLS ROYCE		
PB 20364	OZA447-E27	0416
ROVER		
MHK 000 060	OZA659-EE50	5754
MHK 100 840	OZA659-EE2	0376
MHK 100 840 L	OZA659-EE2	0376
MHK 101 086	OZA659-EE45	5747
MHK000070	OZA495-RV2	0044

Manufacturer's No.	NTK Part No.	Stock No.
ROVER		
MHK000210	OZA447-E27	0416
MHK000222	OZA447-E29	0438
MHK10004	OZA527-E8	0284
MHK10006	OZA527-E9	0498
MHK10021	OZA527-E18	0430
MHK10023	OZA401-E5	1828
MHK100300	OZA222-RV1	0136
MHK100722	OZA341-RV2	0429
MHK100728	OZA341-RV2	0429
SAAB		
127 881 29	OZA575-GM1	1895
127 991 69	OZA583-GM2	1754
423 958 8	OZA446-E58	0483
753 014 0	OZA401-E2	1802
913 2564	OZA446-E58	0483
913 6284	OZA446-E58	0483
914 6937	OZA446-E58	0483
SAGEM		
04LS001	OTD3J-5C1	0475
73365B 3LS	OTD3G-3A1	0453
SEAT		
021 906 265 A	OZA572-E13	0254
021 906 265 AC	OZA447-E36	1950
021 906 265 AK	OZA447-E31	0460
030 906 262	OZA659-EE16	0390
030 906 262 A	OZA659-EE20	0394
030 906 262 C	OZA510-V1	0491
030 906 262 D	OZA659-EE40	1627
030 906 262 E	OZA659-EE40	1627
030 906 262 K	LZA11-V3	1829
030 906 262 L	OZA659-EE40	1627
030 906 265	OZA446-E15	1848
030 906 265 AC	OZA527-E36	1993
030 906 265 AD	OZA447-E16	0259
030 906 265 AP	OZA572-E9	0423
030 906 265 C	OZA445-E3	1860
030 906 265 CB	OZA448-E51	0426
030 906 265 E	OZA401-E4	1822
030 906 265 J	OZA445-E4	1850
030 906 265 T	OZA572-E1	0283
032 906 265	OZA447-E30	0449
034 906 265 C	OZA446-E2	1855
034 906 265 F	OZA446-E16	1859
035 906 265 B	OZA401-E2	1802
036 906 262 AA	OZA629-V3	1720
036 906 262 D	OZA510-V5	0435
036 906 262 F	OZA510-V4	0424
036 906 262 G	LZA11-V2	1774
036 906 262 H	OZA659-EE23	0397
036 906 262 J	LZA11-V4	1842
036 906 262 T	LZA07-V3	1880
037 906 265 AD	OZA572-E10	0275
037 906 265 J	OZA527-E36	1993
03C 906 262	OZA510-V6	1885
03C 906 262 M	OZA629-V4	1721

CROSS REFERENCE GUIDE

Manufacturer's No.	NTK Part No.	Stock No.
SEAT		
03D 906 265	OZA585-I1	1809
03D 906 265 A	OZA510-I1	1808
051 906 265 E	OZA401-E2	1802
06A 906 262 AC	OZA659-EE25	0399
06A 906 262 AH	OZA659-EE19	0393
06A 906 262 AJ	OZA659-EE14	0388
06A 906 262 AK	OZA659-EE25	0399
06A 906 262 AR	OZA659-EE32	1614
06A 906 262 BR	LZA07-V1	1851
06A 906 262 BS	OZA510-V11	1884
06A 906 262 CF	LZA07-V2	1868
06A 906 262 N	OZA659-EE19	0393
06A 906 262 Q	OZA659-EE1	0375
06A 906 262 R	OZA659-EE14	0388
06A 906 265 E	OZA447-E17	0270
06A 906 265 H	OZA447-E18	0281
330 906 265	OZA527-E36	1993
6K0 906 262 A	OZA510-V3	0413
6KE 906 265 A	OZA114-V4	1769
SIEMENS		
5WK9 0041	OTA7H-3A1	1932
5WK9 0131	OTA7N-5B1	1973
5WK9 0132	OTA7N-5D2	1975
5WK9 0171	OTA7N-5C1	1963
5WK9 0255	OTA7N-5D3	1991
5WK9 0371	OTA7L-3C3	0442
5WK9 1000	OZA334-SZ3	0407
5WK9 1701	OZA334-SZ1	0485
5WK9 1702	OZA334-SZ2	0496
5WK9 1709	OZA334-SZ4	0418
5WK9 3207	OTA7N-5A2	1938
5WK9 3341	OTA7N-5D1	1974
5WK9 3980	OZA334-SZ5	1705
5WK9 3990	OZA334-SZ6	1706
A2 C 53025886	OZA591-SZ1	1767
S1087 480 01A	OZA488-SZ1	1766
S1087 480 04A	OZA341-SZ2	0038
S1087 748 105A	OZA519-SZ2	0052
S1087 748 106A	OZA341-SZ3	0039
SKODA		
004 165 009	OZA446-E44	0162
030 906 262 K	LZA11-V3	1829
036 906 262 AA	OZA629-V3	1720
036 906 262 D	OZA510-V5	0435
036 906 262 G	LZA11-V2	1774
036 906 262 H	OZA659-EE23	0397
03C 906 262	OZA510-V6	1885
03C 906 262 M	OZA629-V4	1721
03D 906 265	OZA585-I1	1809
03D 906 265 A	OZA510-I1	1808
058 906 265 C	OZA659-EE64	7949
058 906 265 V	OZA659-EE64	7949
06A 906 262 AC	OZA659-EE25	0399
06A 906 262 AH	OZA659-EE19	0393
06A 906 262 AJ	OZA659-EE14	0388

Manufacturer's No.	NTK Part No.	Stock No.
SKODA		
06A 906 262 AK	OZA659-EE25	0399
06A 906 262 BL	OZA659-EE11	0385
06A 906 262 F	OZA659-EE18	0392
06A 906 262 N	OZA659-EE19	0393
06A 906 262 Q	OZA659-EE1	0375
06A 906 262 R	OZA659-EE14	0388
06A 906 265 E	OZA447-E17	0270
06A 906 265 H	OZA447-E18	0281
06B 906 265 A	OZA334-AU1	0474
06B 906 265 B	OZA516-AU1	0452
078 906 265 M	OZA659-EE36	1620
078 906 265 N	OZA659-EE46	5748
078 906 265 P	OZA659-EE47	5750
6KE 906 265 A	OZA114-V4	1769
6U0 906 265 E	OZA457-I1	0414
SMART		
000 3122 V005	OZA659-EE42	1629
002 5402 317	OZA659-EE42	1629
004 5425 318	OZA571-GB1	1709
STEYR		
001 540 5017	OZA659-EE26	0400
000 540 8517	OZA447-E21	0216
SUBARU		
18213 60B00	OZA401-E6	1882
22690 AA090	OZA395-E9	0495
22690 AA 150	OZA446-E55	0450
22690 AA170	OZA395-E9	0495
22690 AA180	OZA395-E9	0495
22690 AA190	OZA395-E9	0495
22690 AA270	OZA395-E9	0495
22690 AA310	OZA395-E9	0495
22690 AA330	OZA395-E9	0495
22690 AA740	OZA395-E9	0495
SUZUKI		
18113-65D32	OZA668-EE13	7952
18213-57B10	OZA401-E56	0154
18213-60B00	OZA401-E6	1882
18213-61A10	OZA401-E56	0154
18213-64B00	OZA401-E6	1882
18213-01H00	OZA448-J4	0003
18213-06G00	OZA448-J2	6414
18213-48G00	OZA448-J5	0004
18213-57B10	OZA401-E56	0154
18213-60B00	OZA401-E6	1882
18213-61A10	OZA401-E56	0154
18213-64B00	OZA401-E6	1882
19213 64B00	OZA401-E58	0166
TOYOTA		
89465-02040	OZA447-E41	1739
89465-05020	OZA448-E47	0228
89465-0H010	OZA659-EE62	7916
89465-0H020	OZA659-EE63	7948
89465-10070	OZA502-E31	0250
89465-19275	OZA401-E49	0120
89465-19295	OZA447-E30	0449

Manufacturer's No.	NTK Part No.	Stock No.
TOYOTA		
89465-19575	OZA448-E16	1839
89465-20300	OZA573-E1	0286
89465-20430	OZA669-EE12	7973
89465-20660	OZA669-EE9	7954
89465-20790	OZA669-EE10	7970
89465-29316	OZA401-E49	0120
89465-29495	OZA384-E32	0133
89465-29545	OZA384-E40	0484
89465-39435	OZA384-E39	0473
89465-39445	OZA384-E40	0484
89465-52020	OZA669-EE8	7953
TRIUMPH		
2201247	OZA591-UB2	0008
2201347	OZA591-UB1	0067
VAUXHALL/OPEL		
02 336 121	OZA446-E3	1866
09 118 698	OZA448-E49	0404
09 158 718	OZA334-SZ4	0418
09 202 575	OZA334-SZ1	0485
09 202 576	OZA334-SZ2	0496
09 202 577	OZA334-SZ3	0407
12 565 428	OZA531-GM1	1862
12 567 680	OZA531-GM3	1864
12 567 681	OZA531-GM2	1863
12 568 234	OZA531-GM7	1870
12 569 391	OZA531-GM6	1869
12 573 936	OZA583-GM1	1753
12 574 574	OZA531-GM22	1892
24 403 182	OZA659-EE51	1995
24 403 192	OZA659-EE51	1995
25 164 596	OZA401-E6	1882
25 177 596	OZA448-E49	0404
25 321 313	OZA660-EE10	5695
25 323 632	OZA660-EE13	5706
25 324 206	OZA660-EE4	5658
25 327 304	OZA660-EE7	5681
25 335 280	OZA660-EE3	5656
44 089 54	OZA659-EE6	0380
55 191 128	LZA15-GM1	0032
55 351 836	OZA575-GM2	1896
55 353 269	OZA531-GM16	1891
55 353 811	OZA334-SZ5	1705
55 353 812	OZA334-SZ6	1706
55 354 595	OZA531-GM22	1892
55 556 818	OZA531-GM24	0055
5WK9 0371	OTA7L-3C3	0442
5WK9 1000	OZA334-SZ3	0407
5WK9 1701	OZA334-SZ1	0485
5WK9 1702	OZA334-SZ2	0496
5WK9 1709	OZA334-SZ4	0418
5WK9 3207	OTA7N-5A2	1938
855 300	OZA446-E6	1861
855 302	OZA446-E3	1866
855 305	OZA401-E6	1882
855 306	OZA446-E6	1861

CROSS REFERENCE GUIDE

Manufacturer's No.	NTK Part No.	Stock No.
VAUXHALL/OPEL		
855 307	OZA446-E3	1866
855 313	OTA7H-3C1	1954
855 315	OZA401-E6	1882
855 322	OZA446-E40	0193
855 323	OZA446-E41	0128
855 324	OTA7H-3C2	0420
855 330	OTA7L-3C3	0442
855 331	OTA7L-3C4	0431
855 333	OZA401-E6	1882
855 341	OZA447-E26	0405
855 342	OTA7N-5A1	1920
855 343	OTA7N-5A2	1938
855 345	OZA448-E49	0404
855 351	OZA659-EE5	0379
855 353	OZA660-EE10	5695
855 355	OZA659-EE28	1610
855 356	OZA334-SZ1	0485
855 357	OZA334-SZ2	0496
855 358	OZA334-SZ3	0407
855 359	OZA659-EE7	0381
855 360	OZA660-EE4	5658
855 362	OZA659-EE51	1995
855 366	OZA660-EE13	5706
855 372	OZA531-GM2	1863
855 375	OZA660-EE7	5681
855 382	OZA531-GM6	1869
855 386	OZA659-EE39	1626
855 389	OZA334-SZ4	0418
855 390	OZA660-EE3	5656
855 391	OZA583-GM1	1753
855 395	OZA531-GM22	1892
855 397	OZA575-GM2	1896
855 400	OZA531-GM16	1891
855 507	OZA531-GM22	1892
855 523	OZA660-EE7	5681
855 524	OZA660-EE3	5656
90 009 053	OZA446-E6	1861
90 010 999	OZA446-E3	1866
90 019 999	OZA446-E3	1866
90 397 523	OZA446-E6	1861
90 397 524	OZA446-E3	1866
90 409 385	OZA446-E6	1861
90 411 959	OTA7H-3C1	1954
90 448 458	OZA446-E6	1861
90 499 264	OTA7H-3C2	0420
90 509 169	OZA446-E40	0193
90 510 147	OZA446-E6	1861
90 528 253	OTA7L-3C3	0442
90 528 640	OTA7L-3C4	0431
90 530 068	OZA447-E26	0405
90 530 586	OTA7N-5A1	1920
90 536 393	OTA7N-5A2	1938
90 543 281	OZA447-E26	0405
91 160 174	OZA659-EE6	0380
91 587 18	OZA334-SZ4	0418

Manufacturer's No.	NTK Part No.	Stock No.
VAUXHALL/OPEL		
91 929 22	OZA659-EE5	0379
91 931 48	OZA659-EE28	1610
91 936 54	OZA659-EE7	0381
91 956 06	OZA659-EE51	1995
91 994 70	OZA659-EE39	1626
92 025 75	OZA334-SZ1	0485
92 025 76	OZA334-SZ2	0496
92 025 77	OZA334-SZ3	0407
93 185 159	LZA15-GM1	0032
93 189 974	OZA660-EE7	5681
93 189 975	OZA660-EE3	5656
VOLKSWAGEN		
021 906 265 A	OZA572-E13	0254
021 906 265 AC	OZA447-E36	1950
021 906 265 AE	OZA447-E35	0493
021 906 265 AG	OZA447-E25	0494
021 906 265 AH	OZA447-E35	0493
021 906 265 AK	OZA447-E31	0460
021 906 265 AQ	OZA447-E35	0493
021 906 265 K	OZA447-E31	0460
021 906 265 T	OZA447-E31	0460
030 906 262	OZA659-EE16	0390
030 906 262 A	OZA659-EE20	0394
030 906 262 B	LZA11-V3	1829
030 906 262 C	OZA510-V1	0491
030 906 262 D	OZA659-EE40	1627
030 906 262 E	OZA659-EE40	1627
030 906 262 F	OZA510-V2	0402
030 906 262 K	LZA11-V3	1829
030 906 262 L	OZA659-EE40	1627
030 906 265	OZA446-E15	1848
030 906 265 AC	OZA527-E36	1993
030 906 265 AD	OZA447-E16	0259
030 906 265 AE	OZA448-E31	0151
030 906 265 AP	OZA572-E9	0423
030 906 265 BD	OZA572-E11	0251
030 906 265 BH	OZA448-E31	0151
030 906 265 C	OZA445-E3	1860
030 906 265 CB	OZA448-E51	0426
030 906 265 E	OZA401-E4	1822
030 906 265 G	OZA446-E53	0237
030 906 265 J	OZA445-E4	1850
030 906 265 K	OZA446-E42	0150
030 906 265 Q	OZA445-E2	1810
030 906 265 T	OZA572-E1	0283
032 906 265	OZA447-E30	0449
032 906 265 C	OZA447-E40	1738
032 906 265 D	OZA447-E40	1738
034 906 265 C	OZA446-E2	1855
034 906 265 E	OZA446-E11	1898
034 906 265 F	OZA446-E16	1859
035 906 265 B	OZA401-E2	1802
036 906 262 AA	OZA629-V3	1720
036 906 262 D	OZA510-V5	0435
036 906 262 E	LZA11-V4	1842

Manufacturer's No.	NTK Part No.	Stock No.
VOLKSWAGEN		
036 906 262 F	OZA510-V4	0424
036 906 262 G	LZA11-V2	1774
036 906 262 H	OZA659-EE23	0397
036 906 262 J	LZA11-V4	1842
036 906 262 M	OZA510-V7	1886
036 906 262 Q	OZA510-V10	1883
036 906 262 T	LZA07-V3	1880
036 906 265 H	OZA510-AU1	1782
036 906 265 J	LZA11-V1	1825
037 906 265 AD	OZA572-E10	0275
037 906 265 B	OZA446-E42	0150
037 906 265 E	OZA446-E52	0226
037 906 265 G	OZA446-E51	0215
037 906 265 J	OZA527-E36	1993
037 906 265 S	OZA447-E31	0460
03C 906 262	OZA510-V6	1885
03C 906 262 M	OZA629-V4	1721
03C 906 262 P	OZA629-V6	1723
03C 906 262 Q	OZA629-V5	1722
03C 906 262 R	OZA629-V7	1725
03D 906 265	OZA585-I1	1809
03D 906 265 A	OZA510-I1	1808
03D 906 265 B	OZA534-V1	1778
03D 906 265 C	OZA532-V4	0006
03E 906 262 B	OZA532-V3	1776
03G 906 262 B	LZA17-VW1	0033
048 906 265	OZA446-E11	1898
048 906 265 A	OZA446-E12	1805
051 906 265 D	OZA445-E7	0269
051 906 265 E	OZA401-E2	1802
058 906 265 A	OZA447-E14	0129
058 906 265 B	OZA659-EE17	0391
058 906 265 C	OZA659-EE64	7949
058 906 265 V	OZA659-EE64	7949
06A 906 262 AC	OZA659-EE25	0399
06A 906 262 AH	OZA659-EE19	0393
06A 906 262 AJ	OZA659-EE14	0388
06A 906 262 AK	OZA659-EE25	0399
06A 906 262 AM	OZA659-EE33	1617
06A 906 262 AR	OZA659-EE32	1614
06A 906 262 BG	OZA659-EE38	1625
06A 906 262 BL	OZA659-EE11	0385
06A 906 262 BR	LZA07-V1	1851
06A 906 262 BS	OZA510-V11	1884
06A 906 262 CF	LZA07-V2	1868
06A 906 262 CR	LZA07-V4	0028
06A 906 262 CS	OZA510-V12	0051
06A 906 262 F	OZA659-EE18	0392
06A 906 262 N	OZA659-EE19	0393
06A 906 262 Q	OZA659-EE1	0375
06A 906 262 R	OZA659-EE14	0388
06A 906 265 E	OZA447-E17	0270
06A 906 265 F	OZA447-E32	0471
06A 906 265 H	OZA447-E18	0281
06B 906 265 A	OZA334-AU1	0474

CROSS REFERENCE GUIDE

Manufacturer's No.	NTK Part No.	Stock No.
VOLKSWAGEN		
06B 906 265 B	OZA516-AU1	0452
06B 906 265 E	OZA334-AU2	1789
06E 906 265 D	OZA510-AU2	1783
06E 906 265 E	OZA510-AU3	1784
06E 906 265 F	LZA07-AU1	1772
06E 906 265 J	OZA510-AU4	0047
06E 906 265 K	OZA510-AU5	0048
06E 906 265 L	LZA07-AU2	0026
06E 906 265 M	LZA07-AU3	0027
06E 906 265 N	OZA510-AU6	0049
06E 906 265 P	OZA510-AU7	0050
077 906 265	OZA446-E4	1877
078 906 265 D	OZA446-E43	0194
078 906 265 M	OZA659-EE36	1620
078 906 265 N	OZA659-EE46	5748
078 906 265 P	OZA659-EE47	5750
2D0 906 265	OZA448-E45	0206
330 906 265	OZA527-E36	1993
6K0 906 262 A	OZA510-V3	0413
6KE 906 265 A	OZA114-V4	1769
6U0 906 265 C	OZA447-E13	0183
6U0 906 265 E	OZA457-I1	0414
VOLVO		
1271 939	OZA660-EE11	5697
1326 578	OZA446-E11	1898
3061 1232	OTA4F-5C2	1948
3061 1233	OTA4N-5D1	1785
3061 1510	OTA4F-5F1	1908
3061 1511	OTA4N-5G1	1758
3061 7337	OTA4F-5C2	1948
3061 8049	OTA4F-5G2	1927
3063 0130	OTA4N-5F1	1795
3063 0132	OTA4N-5H1	1768
3063 7837	OZA583-GM2	1754
3081 4907	OZA83-VN1	0124
3086 4308	OTA4F-5E1	1942
3087 3634	OZA448-E53	0448
3110 4892	OZA324-L2	1780
3474 457	OZA446-E49	0291
3517 394	OTA4F-3B1	1763
3517 778	OZA445-E6	0258
3531 251	OZA446-E49	0291
3547 001	OTA4N-5A1	1755
3547 445	OTA4F-3C1	1773
6842 522	OZA660-EE11	5697
9125 580	OZA660-EE11	5697
9135 329	OTA4N-5B1	1765
9135 794	OZA446-E58	0483
9202 719	OZA660-EE11	5697
9207 998	OTA4N-5A1	1755
9207 999	OTA4N-5B1	1765
9445 464	OZA324-L1	1779

SENSOR SUPERSESSIONS

Original Stock No.	Original Part No.	Replaced By	Replacement Stock No.	Replacement Part No.
0127	OZA447-E9	—————➤	1777	OZA572-E6
0130	OZA448-E34	—————➤	0445	OZA527-E17
0141	OZA448-E36	—————➤	0296	OZA527-E19
0144	OZA384-E33	—————➤	0286	OZA573-E1
0149	OZA447-E11	—————➤	0209	OZA572-E
0152	OZA448-E37	—————➤	1797	OZA527-E20
0160	OZA448-E38	—————➤	0444	OZA527-E25
0161	OZA448-E30	—————➤	0455	OZA527-E14
0171	OZA448-E28	—————➤	0285	OZA527-E13
0172	OZA447-E12	—————➤	0423	OZA572-E9
0173	OZA448-E35	—————➤	0430	OZA527-E18
0184	OZA448-E32	—————➤	0298	OZA527-E15
0195	OZA448-E33	—————➤	0434	OZA527-E16
0205	OZA447-E20	—————➤	0251	OZA572-E11
0210	OZA448-E39	—————➤	1817	OZA527-E21
0217	OZA448-E46	—————➤	0287	OZA527-E24
0238	OZA447-E23	—————➤	0273	OZA572-E12
0248	OZA447-E7	—————➤	0254	OZA572-E13
0249	OZA448-E40	—————➤	0274	OZA527-E22
0292	OZA447-E19	—————➤	0275	OZA572-E10
1801	OZA448-E14	—————➤	0220	OZA527-E12
1803	OZA448-E3	—————➤	0201	OZA527-E3
1806	OZA448-E1	—————➤	0265	OZA527-E2
1812	OZA447-E4	—————➤	0242	OZA572-E5
1821	OZA447-E5	—————➤	0283	OZA572-E1
1823	OZA448-E4	—————➤	0218	OZA527-E4
1832	OZA448-E5	—————➤	0253	OZA527-E5
1834	OZA448-E10	—————➤	0498	OZA527-E9
1843	OZA448-E11	—————➤	0263	OZA527-E10
1849	OZA447-E3	—————➤	0295	OZA572-E4
1854	OZA448-E6	—————➤	0463	OZA527-E6
1876	OZA448-E7	—————➤	0213	OZA527-E7
1888	OZA447-E1	—————➤	0252	OZA572-E2
1893	OZA448-E13	—————➤	1787	OZA527-E11
1894	OZA448-E9	—————➤	0284	OZA527-E8
1899	OZA447-E2	—————➤	0264	OZA572-E3



**No Crimping
No Soldering
No Problem
No Sweat!**



**NTK are the
world's largest
manufacturer
of Lambda Sensors.**

We offer a full all-makes aftermarket range of ready to fit sensors, all of which have factory fitted OE specification connectors for fast, easy, reliable fitment.

**The World's No.1 sensors are available
from your local stockist**



The world's largest manufacturer of Lambda Sensors



Fitted as Original Equipment by:

Alfa Romeo Aprilia Aston Martin
Audi BMW Chevrolet Chrysler
Citröen Ducati Fiat Ford
Honda Husqvarna Hyosung
Hyundai Jaguar Jeep Kawasaki
Kia KTM Kymco Lancia Land Rover
Mazda MG Mini Mitsubishi Moto
Guzzi Moto Morini MV Agusta
Nissan Opel Peugeot Renault
Rover Saab Seat Skoda Smart
Suzuki Toyota Triumph TVR
Vauxhall GM Volkswagen Volvo

NGK Spark Plugs (UK) Limited
Maylands Avenue Hemel Hempstead
Herts. HP2 4SD
Tel: 01442 281000
Facsimile: 01442 281001
www.ngkntk.co.uk

NGK | **NTK**
SPARK PLUGS | TECHNICAL CERAMICS
NGK SPARK PLUGS (UK) LTD.

